Financial Report

For the period ending

October 31, 2023

Marion CUSD #2
Financial Profile
For the period ending October 31, 2023

	Budgeted Revenue	Year-to-Date Revenue	Budget Balance	Percent of Budget Collected
Educational Fund	$ 40,894,179	$ 6,267,554	34,626,625	15.33%
Operations & Maintenance Fund	7,145,000	$ 242,353	6,902,647	3.39%
Lease Fund	53,900	$ 273	53,627	0.51%
Debt Service Fund	2,707,321	$ 23,705	2,683,616	0.88%
Transportation Fund	2,182,719	$ 306,174	1,876,545	14.03%
Social Security/Medicare Fund	691,000	$ 2,460	688,540	0.36%
IMRF Fund	610,000	$ 70,370	539,630	11.54%
Capital Projects Fund	3,380,000	$ 987,262	2,392,738	29.21%
Working Cash Fund	825	$ 96	729	11.70%
Tort Fund	755,400	$ 2,389	753,011	0.32%
Fire Prevention & Life Safety Fun	254,000	$ 6,885	247,115	2.71%
ALL FUNDS	**$ 58,674,344**	**$ 7,909,522**	**$ 50,764,822**	**13.48%**
		Percent of Fiscal Year Completed =		**33.33%**

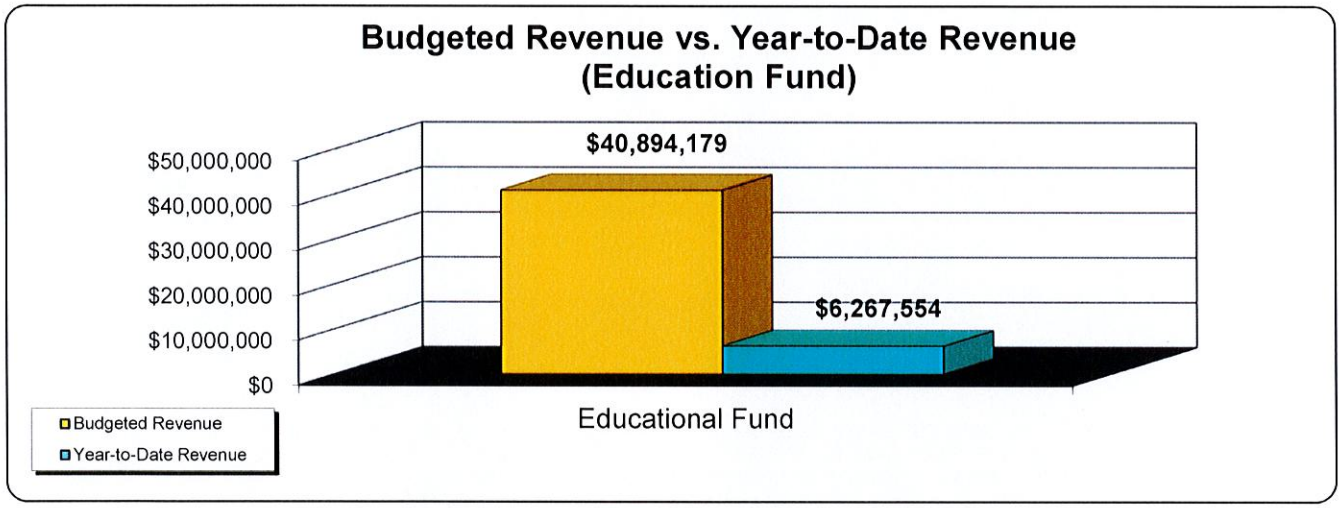

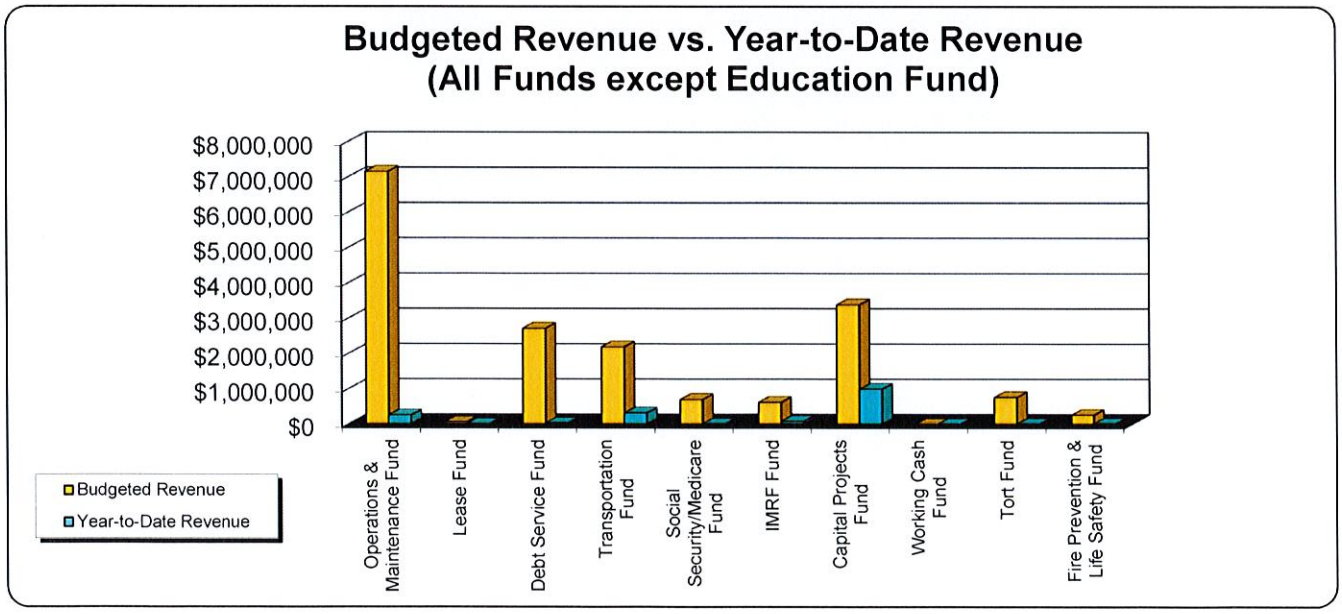

Revenue Analysis

Marion CUSD #2
Financial Profile
For the period ending October 31, 2023

	Budgeted Expenditures	Year-to-Date Expenditures	Budget Balance	Percent of Budget Spent
Educational Fund	$ 40,627,608	$ 12,375,724	$ 28,251,884	30.46%
Operations & Maintenance Fund	7,124,600	3,349,864	$ 3,774,736	47.02%
Lease Fund	52,800	22,000	$ 30,800	41.67%
Debt Service Fund	2,706,821	23,566	$ 2,683,255	0.87%
Transportation Fund	2,068,839	394,611	$ 1,674,228	19.07%
Social Security/Medicare Fund	690,780	196,637	$ 494,143	28.47%
IMRF Fund	621,170	120,511	$ 500,659	19.40%
Capital Projects Fund	4,181,996	2,180,862	$ 2,001,134	52.15%
Working Cash Fund	0	0	0	0.00%
Tort Fund	686,000	196,353	$ 489,647	28.62%
Fire Prevention & Life Safety Func	20,000	51,216	$ (31,216)	256.08%
ALL FUNDS	**$ 58,780,614**	**$ 18,911,343**	**$ 39,869,271**	**32.17%**
		Percent of Fiscal Year Completed =		**33.33%**

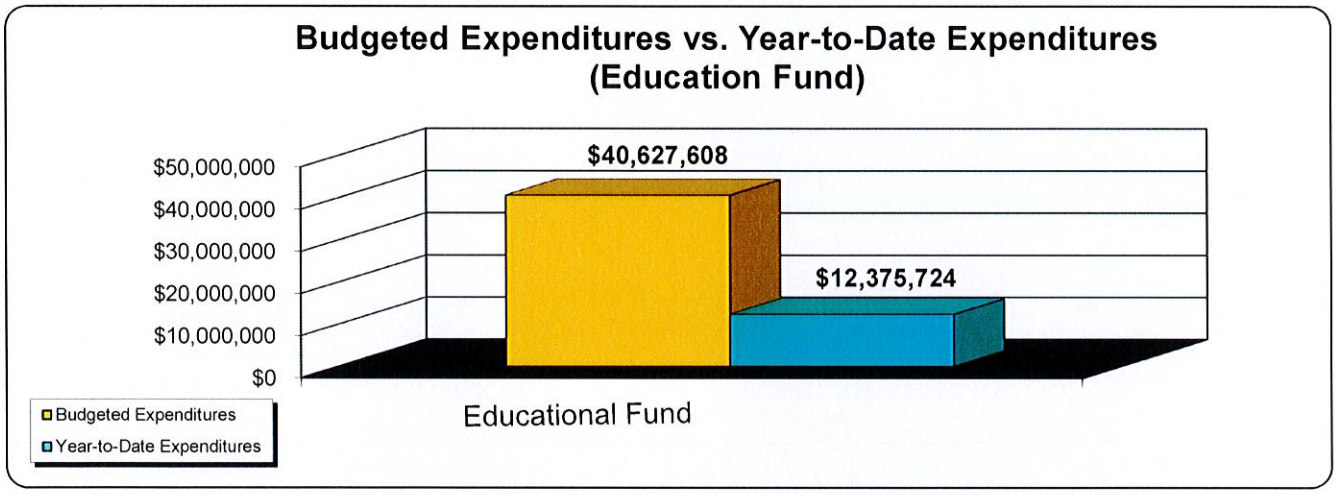

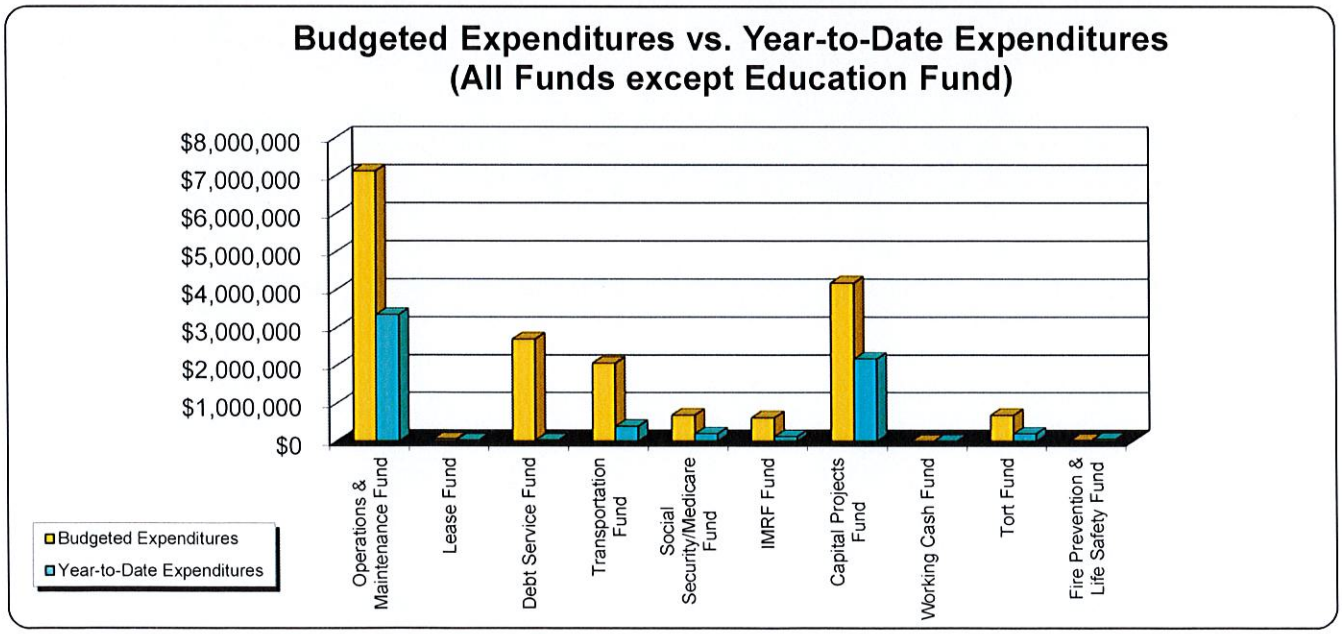

Marion CUSD 2
Year to Date Revenue Overview (Education, Operations & Maintenance, Transportation, Illinois Municipal Retirement & Social Security, Working Cash, Tort)
October 2023

Local Revenue	State Revenue	Federal Revenue
$1,554,827	**$3,828,737**	**$1,508,106**
5.19% of Budget	28.90% of Budget	16.51% of Budget

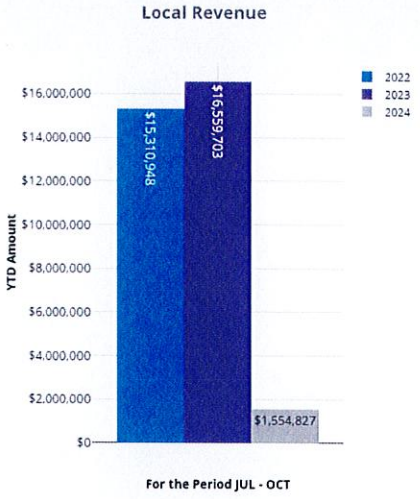

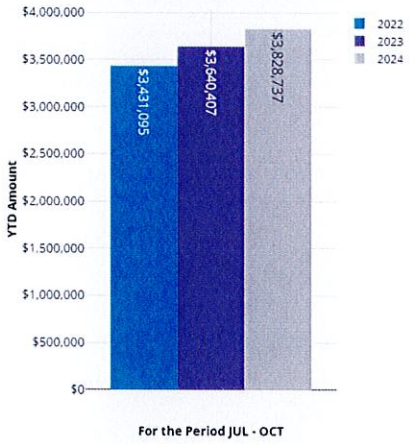

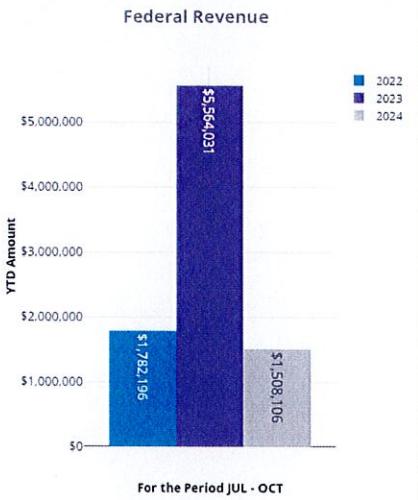

	FY 2022 YTD Amount	FY 2023 YTD Amount	FY 2024 YTD Amount	FY 2024 Annual Budget	FY 2024 % YTD Budget
LOCAL REVENUE					
1100 Ad Valorem Taxes	$14,340,917	$15,209,518	$7,133	$26,980,150	0.03%
1200 Payments in Lieu of Taxes	$528,758	$882,146	$716,503	$1,619,000	44.26%
1500 Earnings on Investments	$16,489	$36,500	$137,409	$290,475	47.30%
1600 Food Service	$6,937	$62,249	$109,299	$276,000	39.60%
1900 Other Revenue from Local Sources	$250,022	$291,845	$472,061	$591,400	79.82%
ALL OTHER LOCAL REVENUE	$167,825	$77,444	$112,423	$191,000	58.86%
TOTAL LOCAL REVENUE	$15,310,948	$16,559,703	$1,554,827	$29,948,025	5.19%
STATE REVENUE					
3000 Unrestricted Grants-in-Aid	$2,969,406	$3,214,650	$3,387,114	$12,419,419	27.27%
3100 Special Education	$136,662	$114,885	$131,317	$150,000	87.54%
3300 Bilingual Education	$36,812	$21,464	$20,554	$54,000	38.06%
3500 State Transportation Reimbursement	$264,547	$284,058	$288,595	$530,000	54.45%
ALL OTHER STATE REVENUE	$23,668	$5,350	$1,157	$96,450	1.20%
TOTAL STATE REVENUE	$3,431,095	$3,640,407	$3,828,737	$13,249,869	28.90%
TOTAL FEDERAL REVENUE	$1,782,196	$5,564,031	$1,508,106	$9,135,129	16.51%
TOTAL REVENUE	$20,524,239	$25,764,141	$6,891,670	$52,333,023	13.17%

Revenue Insight:

Operating Funds (excluding transfers) YTD revenues totaled $6,891,669 through October 2023 , which is -$18,872,472 or -273.8% less than the amount received last year for this period. The YTD difference is driven by a decrease in 1000 Local Sources of -$15,004,875, a decrease in 4000 Federal Sources of -$4,055,926, and an increase in 3000 State Sources of $188,329.

Marion CUSD 2
Year to Date Expense Overview (Education, Operations & Maintenance, Transportation, Illinois Municipal Retirement & Social Security, Working Cash, Tort)
October 2023

Salaries and Benefits	Purchased Services	Supplies & Materials
$9,483,361	**$3,774,827**	**$1,329,513**
28.88% of Budget	30.88% of Budget	31.17% of Budget

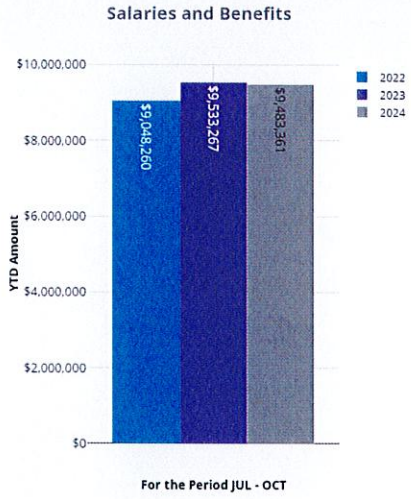

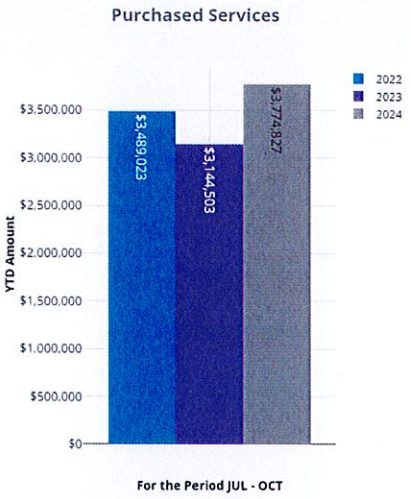

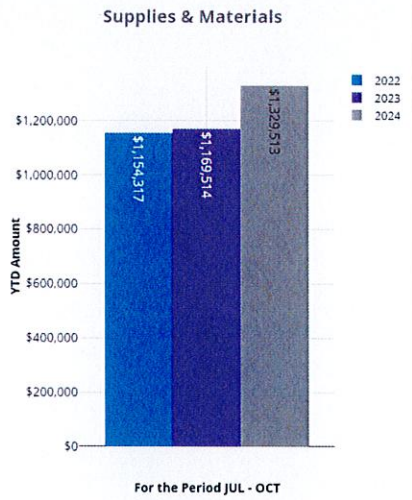

	FY 2022 YTD Amount	FY 2023 YTD Amount	FY 2024 YTD Amount	FY 2024 Annual Budget	FY 2024 % YTD Budget
SALARIES AND BENEFITS					
100 Salaries	$7,134,097	$7,527,754	$7,545,684	$25,095,244	30.07%
200 Benefits	$1,914,164	$2,005,514	$1,937,677	$7,738,906	25.04%
TOTAL SALARIES AND BENEFITS	$9,048,261	$9,533,268	$9,483,361	$32,834,150	28.88%
300 Purchased Services	$3,489,023	$3,144,503	$3,774,827	$12,222,445	30.88%
400 Supplies & Materials	$1,154,317	$1,169,514	$1,329,513	$4,265,224	31.17%
500 Capital Outlay	$38,877	$4,245,385	$2,007,787	$2,420,578	82.95%
600 Other Objects	$20,892	$37,197	$31,659	$89,850	35.24%
700 Non-Capitalized Equipment	$0	$0	$0	$0	$0
800 Termination Benefits	$50,383	$107,465	$39,549	$39,550	100.00%
TOTAL ALL OTHER	$4,753,492	$8,704,064	$7,183,335	$19,037,647	37.73%
TOTAL EXPENSES	$13,801,753	$18,237,332	$16,666,696	$51,871,797	32.13%

Expense Insights:

Operating Funds (excluding transfers) YTD expenses totaled $16,666,696 through October 2023 , which is -$1,570,635 or -9.4% less than the amount spent last year for this period. The YTD difference is driven by a decrease in 500 Capital Outlay of -$2,237,598, an increase in 300 Purchased Services of $630,324, and an increase in 400 Supplies & Materials of $159,999.

FDTLOC FUNC OBJ SJ SOURCE	Account Level Description	Ending Balance
A Asset		
10A000 1110 0000 00 000000	IMPREST, ADM, HS	27,000.48
10A000 1120 0000 00 000000	CASH IN BANK	-23,802.69
10A000 1121 0000 00 000000	Savings for Fire Marshall	20,002.68
10A000 1130 0000 00 000000	PETTY CASH	800.00
10A000 1140 0000 00 000000	HEALTH INSURANCE CHECKING	1,637,436.00
10A000 1210 0000 00 000000	PNB CDs	3,054,485.76
10A000 1260 0000 00 000000	Activity Account	0.00
10A000 1300 0000 00 000000	EDUC. TRANSF FROM W CASH	0.00
10A000 1310 0000 00 000000	TAXES RECEIVABLE	-0.31
10A000 1410 0000 00 000000	DUE TO ED FROM TORT	0.00
10A000 1410 0000 00 000002	ED LOAN TO O&M FUND	0.00
10A000 1410 0000 00 000004	LOAN TO TRANSPORTATION FUND	0.00
10A000 1410 0000 00 000008	ED LOAN TO TORT FUND	0.00
10A000 1530 0000 00 000000	GRANTS RECEIVABLE	-0.26
10A000 1610 0000 00 000001	18-19 LOAN TO VOCATIONAL DIST	0.00
10A000 1610 0000 00 000003	17-18 CTEI VOCATION LOAN	0.00
10A000 1610 0000 02 000002	13-14 LOAN TO PRE-K	-0.10
10A000 1610 0000 04 000004	11-12 LOAN PRE-K	0.29
10A000 1630 0000 00 000000	INSURANCE RECEIVABLE	0.21
10A000 1720 0000 00 000000	BUILDING TRADES HOUSE	0.00
10A--- ---- ---- -- ------		4,715,922.06
L Liability		
10L000 4110 0000 00 000000	EDUC.FROM BLDG FUND	0.00
10L000 4110 0000 00 000001	LOAN FROM WC	0.00
10L000 4110 0000 00 000002	LOAN FROM TRANS	0.00
10L000 4200 0000 00 000000	ACCRUED PAYROLL	0.00
10L000 4310 0000 00 000000	ACCOUNTS PAYABLE	-0.25
10L000 4340 0000 00 000000	ED LOAN FROM TRANS	0.00
10L000 4610 0000 00 000000	LINE OF CREDIT	0.00
10L000 4650 0000 00 000000	BIKING FOR BOOKS	0.00
10L000 4710 0000 00 000000	ACCRUED SALARIES AND BENEFITS	-64.87
10L000 4810 0000 00 000451	EDUCATION TRS	0.36
10L000 4810 0000 00 000452	FIT	0.00
10L000 4810 0000 00 000453	SIT	0.03
10L000 4810 0000 00 000454	IMRF	0.00
10L000 4810 0000 00 000455	ANNUITIES	0.00
10L000 4810 0000 00 000456	HEALTH INSURANCE	0.00
10L000 4810 0000 00 000457	FICA	0.00
10L000 4810 0000 00 000458	MEDICARE	0.00
10L000 4810 0000 00 000459	CREDIT UNION & DUES	0.00
10L000 4810 0000 00 000460	UNITED WAY	0.00
10L000 4810 0000 00 000461	UNIT 2 FOUNDATION	0.00
10L000 4810 0000 00 000462	CIRCUIT CLERK	0.00
10L000 4810 0000 00 000464	KIDS FOUNDATION	0.00
10L000 4810 1000 00 000458	FICA/MEDICARE	0.00
10L000 4910 0000 00 000000	DEFERRED REVENUE	-0.27
10L000 4930 0000 00 000000	Activity Account	0.00
10L000 4980 0000 00 000000		0.00
10L000 4990 0000 00 000000	CONTINGENT HEALTH INSURANCE LI	-0.04
10L000 4990 0000 00 000003	Property Tax Building Trades	0.00
10L000 5500 0000 00 000000	CONTINGENT HEALTH INS LIAB.	-234,951.84

FDTLOC FUNC OBJ SJ SOURCE	Account Level Description	Ending Balance
L	Liability	
10L--- ---- ---- -- ------		-235,016.88
Q	Equity	
10Q000 7030 0000 00 000002	RESTRICTED FUND BAL HEALTH INS	0.00
10Q000 7130 0000 00 000000	RESERVE FOR ENCUMBRANCES	0.00
10Q000 7300 0000 00 000000	EDUCATION FUND BALANCE	-4,480,905.18
10Q--- ---- ---- -- ------		-4,480,905.18
10---- ---- ---- -- ------		0.00
A	Asset	
11A000 1260 0000 00 000000	ACTIVITY FUND CASH	466,522.43
11A--- ---- ---- -- ------		466,522.43
L	Liability	
11L000 4930 0000 00 000000	ACTIVITY FUND LIABILITY	0.00
11L--- ---- ---- -- ------		0.00
Q	Equity	
11Q000 7150 0000 00 000000	ACTIVITY FUND BALANCE	0.00
11Q000 7300 0000 00 000000	ACTIVITY ACCOUNT FUND BALANCE	-466,522.43
11Q--- ---- ---- -- ------		-466,522.43
11---- ---- ---- -- ------		0.00
A	Asset	
20A000 1120 0000 00 000000	CASH IN BANK	30,970.13
20A000 1310 0000 00 000001	ALLOWANCE ACCOUNT	0.00
20A000 1410 0000 00 000000	O&M LOAN TO ED	0.00
20A000 1410 0000 00 000001	OM LOAN TO CAPITAL PROJECTS	0.00
20A000 1510 0000 00 000000	O&M LOAN TO ED	0.00
20A--- ---- ---- -- ------		30,970.13
L	Liability	
20L000 4110 0000 00 000000	LOAN FROM WC	0.00
20L000 4110 0000 00 000001	LOAN FROM ED FUND	0.00
20L000 4110 0000 00 000002	LOAN FROM TRANSPORTATION	0.00
20L000 4200 0000 00 000000	ACCRUED PAYROLL	0.00
20L000 4310 0000 00 000000	ACCOUNTS PAYABLE	-0.02

FDTLOC FUNC OBJ SJ SOURCE	Account Level Description	Ending Balance
L	Liability	
20L000 4410 0000 00 000000	HS FIRE RESTORATION (INSURANCE	0.00
20L000 4710 0000 00 000000	ACCRUED SALARIES AND BENEFITS	-0.36
20L000 4810 0000 00 000451	TRS	0.00
20L000 4810 0000 00 000452	FIT	0.00
20L000 4810 0000 00 000453	SIT	0.00
20L000 4810 0000 00 000454	IMRF	0.00
20L000 4810 0000 00 000455	ANNUITIES	42.20
20L000 4810 0000 00 000456	HEALTH INSURANCE	-42.40
20L000 4810 0000 00 000457	FICA	0.00
20L000 4810 0000 00 000458	MEDICARE	0.00
20L000 4810 0000 00 000459	CREDIT UNION, UNION DUES	0.00
20L000 4810 0000 00 000460	UNITED WAY	0.00
20L000 4810 0000 00 000462	CIRCUIT CLERK	0.00
20L000 4810 1000 00 000458	FICA/MEDICARE	0.00
20L000 4910 0000 00 000000	DEFERRED REVENUE	-39,882.40
20L000 4980 0000 00 000000		0.00
20L000 4990 0000 00 000000	PROPERTY TAX ON PURCHASE OF PR	0.00
20L--- ---- ---- -- ------		-39,882.98
Q	Equity	
20Q000 7130 0000 00 000000	RESERVE FOR ENCUMBRANCES	0.00
20Q000 7300 0000 00 000000	OM FUND BALANCE	8,912.85
20Q--- ---- ---- -- ------		8,912.85
20---- ---- ---- -- ------		0.00
A	Asset	
21A000 1120 0000 00 000000	CASH IN BANK	13,415.44
21A000 1210 0000 00 000000	LEASE DEPOSIT	0.00
21A--- ---- ---- -- ------		13,415.44
L	Liability	
21L000 4310 0000 00 000000	ACCOUNTS PAYABLE	0.27
21L000 4910 0000 00 000000	DEFERRED REVENUE	0.13
21L000 5900 0000 00 000000	LT LIAB - COMPUTERS	0.00
21L000 5990 0000 00 000000	LEASE: LT LIAB - COMPUTERS	0.25
21L--- ---- ---- -- ------		0.65
Q	Equity	
21Q000 7300 0000 00 000000	OM LEASE FUND BALANCE	-13,416.09
21Q--- ---- ---- -- ------		-13,416.09
21---- ---- ---- -- ------		0.00

FDTLOC FUNC OBJ SJ SOURCE	Account Level Description	Ending Balance
A	Asset	
30A000 1120 0000 00 000000	CASH IN BANK	2,980.68
30A--- ---- ---- -- ------		2,980.68
L	Liability	
30L000 4310 0000 00 000000	ACCOUNTS PAYABLE	0.00
30L000 4910 0000 00 000000	DEFERRED REVENUE	0.42
30L--- ---- ---- -- ------		0.42
Q	Equity	
30Q000 7130 0000 00 000000	RESERVE FOR ENCUMBRANCES	0.00
30Q000 7300 0000 00 000000	DEBT SERVICE FUND BALANCE	-2,981.10
30Q--- ---- ---- -- ------		-2,981.10
30---- ---- ---- -- ------		0.00
A	Asset	
40A000 1120 0000 00 000000	CASH IIN BANK	1,544,188.00
40A000 1410 0000 00 000000	TRANS LOAN TO ED	0.00
40A000 1420 0000 00 000000	LOAN TO O&M FUND	0.00
40A000 1510 0000 00 000000	TRANS LOAN TO ED	0.00
40A000 1530 0000 00 000000	GRANTS RECEIVABLE	0.28
40A000 1610 0000 00 000000	OTHER RECEIVABLES	0.00
40A000 1610 0000 00 000001	20-21 LOAN TO WCES	0.00
40A--- ---- ---- -- ------		1,544,188.28
L	Liability	
40L000 4110 0000 00 000000	LOAN FROM ED FUND	0.00
40L000 4200 0000 00 000000	ACCRUED PAYROLL	0.00
40L000 4310 0000 00 000000	ACCOUNTS PAYABLE	0.00
40L000 4310 0000 00 000001	AMERICAN EXPRESS LIABILITY	0.00
40L000 4650 0000 00 000000	BIKING FOR BOOKS	0.00
40L000 4710 0000 00 000000	ACCRUED SALARIES AND BENEFITS	-0.06
40L000 4810 0000 00 000451	TRS	0.00
40L000 4810 0000 00 000452	FIT	0.00
40L000 4810 0000 00 000453	SIT	0.00
40L000 4810 0000 00 000455	TORT: ANNUITIES	0.00
40L000 4810 0000 00 000456	HEALTH INSURANCE	0.00
40L000 4810 0000 00 000457	FICA	0.00
40L000 4810 0000 00 000458	MEDICARE	0.00
40L000 4810 1000 00 000458	FICA/MEDICARE	0.00
40L000 4910 0000 00 000000	DEFERRED REVENUE	-0.47
40L000 4980 0000 00 000000	ACCRUED EXPENSES	0.00
40L--- ---- ---- -- ------		-0.53

FDTLOC FUNC OBJ SJ SOURCE	Account Level Description	Ending Balance
Q	Equity	
40Q000 7130 0000 00 000000	RESERVE FOR ENCUMBRANCES	0.00
40Q000 7300 0000 00 000000	TRANSPORTATION FUND BALANCE	-1,544,187.75
40Q--- ---- ---- -- ------		-1,544,187.75
40---- ---- ---- -- ------		0.00
A	Asset	
50A000 1120 0000 00 000000	CASH IN BANK	141,325.00
50A--- ---- ---- -- ------		141,325.00
L	Liability	
50L000 4310 0000 00 000000	ACCOUNTS PAYABLE	0.00
50L000 4710 0000 00 000000	ACCRUED SALARIES AND BENEFITS	0.00
50L000 4910 0000 00 000000	DEFERRED REVENUE	-0.12
50L000 4980 0000 00 000000		0.00
50L--- ---- ---- -- ------		-0.12
Q	Equity	
50Q000 7300 0000 00 000000	IMRF/SS FUND BALANCE	-141,324.88
50Q--- ---- ---- -- ------		-141,324.88
50---- ---- ---- -- ------		0.00
A	Asset	
51A000 1120 0000 00 000000	CASH IN BANK	465,243.49
51A--- ---- ---- -- ------		465,243.49
L	Liability	
51L000 4310 0000 00 000000	ACCOUNTS PAYABLE	0.00
51L000 4710 0000 00 000000	Accrued Salaries and Benefits	0.00
51L000 4980 0000 00 000000		0.00
51L--- ---- ---- -- ------		0.00
Q	Equity	
51Q000 7300 0000 00 000000		-465,243.49
51Q--- ---- ---- -- ------		-465,243.49
51---- ---- ---- -- ------		0.00

FDTLOC FUNC OBJ SJ SOURCE	Account Level Description	Ending Balance
A	Asset	
60A000 1120 0000 00 000000	CASH IN BANK	2,736,052.47
60A000 2200 0000 00 000000	LAND PURCHASE	0.00
60A--- ---- ---- -- ------		2,736,052.47
L	Liability	
60L000 4110 0000 00 000000	LOAN FROM OM	0.00
60L000 4310 0000 00 000000	ACCOUNTS PAYABLE	-0.41
60L000 4910 0000 00 000000	DEFERRED REVENUE	0.00
60L000 4990 0000 00 000000	PROPERTY TAX OWED FOR LOT 2014	0.00
60L--- ---- ---- -- ------		-0.41
Q	Equity	
60Q000 7130 0000 00 000000	RESERVE FOR ENCUMBRANCES	0.00
60Q000 7300 0000 00 000000	CAPITAL PROJECTS FUND BALANCE	-2,736,052.06
60Q--- ---- ---- -- ------		-2,736,052.06
60---- ---- ---- -- ------		0.00
A	Asset	
70A000 1120 0000 00 000000	CASH IN BANK	9,159.82
70A000 1410 0000 00 000000	WC LOAN TO ED	0.00
70A000 1410 0000 00 000001	WC LOAN TO OM	0.00
70A000 1510 0000 00 000000	LOAN TO EDUCATION FUND	0.00
70A--- ---- ---- -- ------		9,159.82
L	Liability	
70L000 4310 0000 00 000000	ACCOUNTS PAYABLE	0.00
70L000 4910 0000 00 000000	DEFERRED REVENUE	0.38
70L--- ---- ---- -- ------		0.38
Q	Equity	
70Q000 7300 0000 00 000000	WORKING CASH FUND BALANCE	-9,160.20
70Q--- ---- ---- -- ------		-9,160.20
70---- ---- ---- -- ------		0.00

FDTLOC FUNC OBJ SJ SOURCE	Account Level Description	Ending Balance
A	Asset	
80A000 1120 0000 00 000000	CASH IN BANK	188,815.56
80A--- ---- ---- -- ------		188,815.56
L	Liability	
80L000 4110 0000 00 000000	DUE TO ED FROM TORT	0.00
80L000 4110 0000 00 000001	LOAN FROM ED FUND	0.00
80L000 4310 0000 00 000000	ACCOUNTS PAYABLE	0.00
80L000 4810 0000 00 000451	TRS	0.00
80L000 4810 0000 00 000452	FIT	0.00
80L000 4810 0000 00 000453	SIT	0.00
80L000 4810 0000 00 000454	IMRF	0.00
80L000 4810 0000 00 000455	ANNUTIES	0.00
80L000 4810 0000 00 000456	HEALTH INSURANCE	0.00
80L000 4810 0000 00 000457	FICA	0.00
80L000 4810 0000 00 000458	MEDICARE	0.00
80L000 4810 0000 00 000459	CU/DUES	0.00
80L000 4810 0000 00 000460	UNITED WAY	0.00
80L000 4810 0000 00 000461	UNIT 2 FOUNDATION	0.00
80L000 4810 0000 00 000462	CIRCUIT CLERK	0.00
80L000 4810 0000 00 000464	KIDS FOUNDATION	0.00
80L000 4810 1000 00 000458	FICA/MEDICARE	0.00
80L000 4910 0000 00 000000	DEFERRED REVENUE	0.00
80L--- ---- ---- -- ------		0.00
Q	Equity	
80Q000 7130 0000 00 000000	RESERVE FOR ENCUMBRANCES	0.00
80Q000 7300 0000 00 000000	TORT FUND BALANCE	-188,815.56
80Q--- ---- ---- -- ------		-188,815.56
80---- ---- ---- -- ------		0.00
A	Asset	
90A000 1120 0000 00 000000	CASH IN BANK	611,997.51
90A--- ---- ---- -- ------		611,997.51
L	Liability	
90L000 4310 0000 00 000000	ACCOUNTS PAYABLE	-0.50
90L000 4910 0000 00 000000	DEFERRED REVENUE	-0.48
90L--- ---- ---- -- ------		-0.98

FDTLOC FUNC OBJ SJ SOURCE Q Equity	Account Level Description	Ending Balance
90Q000 7130 0000 00 000000	RESERVE FOR ENCUMBRANCES	0.00
90Q000 7300 0000 00 000000	FP&S FUND BALANCE	-611,996.53
90Q--- ---- ---- -- ------		-611,996.53
90---- ---- ---- -- ------		0.00
Grand Asset Totals		10,926,592.87
Grand Liability Totals		-274,900.45
Grand Equity Totals		-10,651,692.42
Grand Totals		0.00

Number of Accounts: 174

********** End of report **********

CHECK NUMBER	CHECK DATE	VENDOR	INVOICE NUMBER	ACCOUNT NUMBER	INVOICE DESCRIPTION	AMOUNT
73111	10/19/2023	AMEREN ILLINOIS	09062023 S	20E000 2542 4650 00 000011	District Gas	58.23
73111	10/19/2023	AMEREN ILLINOIS	09062023 S	20E107 2542 4650 00 000000	District Gas	290.26
73111	10/19/2023	AMEREN ILLINOIS	09062023 S	20E108 2542 4650 00 000000	District Gas	252.52
73111	10/19/2023	AMEREN ILLINOIS	09062023 S	20E110 2542 4650 00 000000	District Gas	165.17
73111	10/19/2023	AMEREN ILLINOIS	09062023 S	20E204 2542 4650 00 000000	District Gas	882.17
73111	10/19/2023	AMEREN ILLINOIS	09062023 S	20E303 2542 4650 00 000000	District Gas	583.74
					Totals for 73111	2,232.09
73112	10/19/2023	ARAMARK	09/30/2023	20E000 2542 3220 00 000000	Mops, Rugs, Aprons	313.68
73112	10/19/2023	ARAMARK	09/30/2023	20E303 2542 3220 00 000000	Mops, Rugs, Aprons	2,481.00
73112	10/19/2023	ARAMARK	09/30/2023	20E204 2542 3220 00 000000	Mops, Rugs, Aprons	2,004.18
73112	10/19/2023	ARAMARK	09/30/2023	20E107 2542 3220 00 000000	Mops, Rugs, Aprons	1,196.00
73112	10/19/2023	ARAMARK	09/30/2023	20E108 2542 3220 00 000000	Mops, Rugs, Aprons	1,488.96
73112	10/19/2023	ARAMARK	09/30/2023	10E109 2560 3190 84 000000	Mops, Rugs, Aprons	516.56
73112	10/19/2023	ARAMARK	09/30/2023	20E109 2542 3220 00 000000	Mops, Rugs, Aprons	1,420.16
73112	10/19/2023	ARAMARK	09/30/2023	10E110 2560 3190 84 000000	Mops, Rugs, Aprons	786.56
73112	10/19/2023	ARAMARK	09/30/2023	20E110 2542 3220 00 000000	Mops, Rugs, Aprons	2,051.38
					Totals for 73112	12,258.48
73113	10/19/2023	CARTERVILLE WINAIR	09/30/2023	20E000 2542 4100 00 000000	maintenance supplies	263.02
					Totals for 73113	263.02
73114	10/19/2023	ERIE INSURANCE GROUP	10092023	80E000 2365 3800 00 000000	Umbrella Policy	11,288.00
73114	10/19/2023	ERIE INSURANCE GROUP	10/09/2023	80E000 2365 3800 00 000000	Auto Policy	17,670.00
					Totals for 73114	28,958.00
73115	10/19/2023	IDPH--VISION & HEARI	Danuelle W	10E000 2134 3320 00 000000	D. Walston Chicago Conference November 1, 2023	200.00
73115	10/19/2023	IDPH--VISION & HEARI	Danielle W	10E000 2134 3320 00 000000	D. Walston Chicago Conference November 29, 2023	200.00
					Totals for 73115	400.00
73116	10/19/2023	IDTA - CHARLESTON HS	Marion Jr.	10E000 1500 3320 25 000000	Charleston IDTA Regional Contest Fee Check Payable: Trojets Attn: Kristi Lowell	100.00
					Totals for 73116	100.00
73117	10/19/2023	KROGER - LOUISVILLE	134618	10E303 1103 4100 00 000000	Food for labs	131.45
73117	10/19/2023	KROGER - LOUISVILLE	036965	10E303 1103 4100 00 000000	Food for labs	170.27
73117	10/19/2023	KROGER - LOUISVILLE	016205	10E303 1103 4100 00 000000	Food for labs	19.87
73117	10/19/2023	KROGER - LOUISVILLE	003029	10E303 1103 4100 00 000000	Kiddie City Supplies	161.27
73117	10/19/2023	KROGER - LOUISVILLE	003135	10E303 1103 4100 00 000000	Kiddie City Supplies	96.21
73117	10/19/2023	KROGER - LOUISVILLE	157858	10E303 1103 4100 00 000000	Food for labs	77.00
73117	10/19/2023	KROGER - LOUISVILLE	009115	10E303 1103 4100 00 000000	Food for labs	85.54
73117	10/19/2023	KROGER - LOUISVILLE	076321	10E303 1103 4100 00 000000	Food for labs	8.78
73117	10/19/2023	KROGER - LOUISVILLE	002826	10E303 1103 4100 00 000000	Kiddie Supplies	113.22
73117	10/19/2023	KROGER - LOUISVILLE	003438	10E303 1103 4100 00 000000	Kiddie City Supplies (Week of 10/3-10/5)	134.02
					Totals for 73117	997.63
73118	10/19/2023	MARENEM INC.	14306	10E965 1250 4100 30 000000	Shipping Charges	99.55
					Totals for 73118	99.55
73119	10/19/2023	RURAL KING	09/26/2023	20E000 2542 4100 00 000000	maintenance supplies	856.50
					Totals for 73119	856.50
73120	10/19/2023	US BANK EQUIPMENT FI	512789256	10E105 1101 3600 00 000000	Copier Lease	261.14
73120	10/19/2023	US BANK EQUIPMENT FI	512789256	10E107 1101 3600 00 000000	Copier Lease	409.12
73120	10/19/2023	US BANK EQUIPMENT FI	512789256	10E108 1101 3600 00 000000	Copier Lease	529.89
73120	10/19/2023	US BANK EQUIPMENT FI	512789256	10E109 1101 3600 00 000000	Copier Lease	240.46
73120	10/19/2023	US BANK EQUIPMENT FI	512789256	10E110 1101 3600 00 000000	Copier Lease	517.92
73120	10/19/2023	US BANK EQUIPMENT FI	512789256	10E204 1102 3600 00 000000	Copier Lease	841.08
73120	10/19/2023	US BANK EQUIPMENT FI	512789256	10E303 1103 3600 00 000000	Copier Lease	1,262.18
73120	10/19/2023	US BANK EQUIPMENT FI	512789256	10E000 2510 3600 00 000000	Copier Lease	200.00
73120	10/19/2023	US BANK EQUIPMENT FI	512789256	21E000 2542 3250 00 000005	Copier Lease	4,400.00

CHECK NUMBER	CHECK DATE	VENDOR	INVOICE NUMBER	ACCOUNT NUMBER	INVOICE DESCRIPTION	AMOUNT
					Totals for 73120	8,661.79
73121	10/19/2023	US FOODS	09/30/2023	10E303 2560 4100 84 000000	Food service	12,255.32
73121	10/19/2023	US FOODS	09/30/2023	10E204 2560 4100 84 000000	Food service	7,024.51
73121	10/19/2023	US FOODS	09/30/2023	10E105 2560 4100 84 000000	Food service	2,192.54
73121	10/19/2023	US FOODS	09/30/2023	10E107 2560 4100 84 000000	Food service	4,661.62
73121	10/19/2023	US FOODS	09/30/2023	10E108 2560 4100 84 000000	Food service	5,778.03
73121	10/19/2023	US FOODS	09/30/2023	10E109 2560 4100 84 000000	Food service	5,700.75
73121	10/19/2023	US FOODS	09/30/2023	10E110 2560 4100 84 000000	Food service	3,215.85
					Totals for 73121	40,828.62
73122	10/23/2023	AMERITAS	20231025AD	10L000 4810 0000 00 000456	Payroll accrual	4,046.12
73122	10/23/2023	AMERITAS	20231025AD	20L000 4810 0000 00 000456	Payroll accrual	142.14
73122	10/23/2023	AMERITAS	20231025AD	40L000 4810 0000 00 000456	Payroll accrual	5.64
73122	10/23/2023	AMERITAS	20231025AD	10L000 4810 0000 00 000456	Payroll accrual	744.39
73122	10/23/2023	AMERITAS	20231025AD	20L000 4810 0000 00 000456	Payroll accrual	50.08
73122	10/23/2023	AMERITAS	20231025AD	40L000 4810 0000 00 000456	Payroll accrual	1.45
					Totals for 73122	4,989.82
73123	10/23/2023	CONNECTICUT-CCSPC	20231025AD	20L000 4810 0000 00 000462	Payroll accrual	108.63
					Totals for 73123	108.63
73124	10/23/2023	ILL STATE DISB UNIT	20231025AD	10L000 4810 0000 00 000462	Payroll accrual	200.00
73124	10/23/2023	ILL STATE DISB UNIT	20231025AD	10L000 4810 0000 00 000462	Payroll accrual	651.00
					Totals for 73124	851.00
73125	10/23/2023	KIDS FOUNDATION	20231025AD	10L000 4810 0000 00 000464	Payroll accrual	60.00
					Totals for 73125	60.00
73126	10/23/2023	LABORERS' LOCAL 773	20231025AD	20L000 4810 0000 00 000459	Payroll accrual	504.00
73126	10/23/2023	LABORERS' LOCAL 773	20231025AD	10L000 4810 0000 00 000459	Payroll accrual	413.40
					Totals for 73126	917.40
73127	10/23/2023	LOCAL 773	20231025AD	10L000 4810 0000 00 000459	Payroll accrual	177.50
					Totals for 73127	177.50
73128	10/23/2023	MARION EDUCATION ASS	20231025AD	10L000 4810 0000 00 000459	Teacher dues	11,306.34
					Totals for 73128	11,306.34
73129	10/23/2023	MARION UNIT 2 FOUNDA	20231025AD	10L000 4810 0000 00 000461	Payroll accrual	77.00
					Totals for 73129	77.00
73130	10/23/2023	NIKKI TRAVELSTEAD201	20231025AD	10L000 4810 0000 00 000462	Payroll accrual	250.00
					Totals for 73130	250.00
73131	10/23/2023	SIU CREDIT UNION	20231025AD	10L000 4810 0000 00 000459	Payroll accrual	850.00
					Totals for 73131	850.00
73132	10/27/2023	BIG BLUE'S QUE	Adams Scho	10E204 1102 4100 00 000002	CATERED MEAL FROM REACH PROGRAM GRANT FOR SELF CARE MONEY ALREADY AT UNIT OFFICE PLEASE PAY UPON RECEIPT	360.00
					Totals for 73132	360.00
73133	10/27/2023	BIMBO BAKERIES USA	09/23-09/3	10E303 2560 4100 84 000000	Food Service	902.54
73133	10/27/2023	BIMBO BAKERIES USA	09/23-09/3	10E204 2560 4100 84 000000	Food Service	774.38
73133	10/27/2023	BIMBO BAKERIES USA	09/23-09/3	10E105 2560 4100 84 000000	Food Service	210.22
73133	10/27/2023	BIMBO BAKERIES USA	09/23-09/3	10E107 2560 4100 84 000000	Food Service	702.95
73133	10/27/2023	BIMBO BAKERIES USA	09/23-09/3	10E108 2560 4100 84 000000	Food Service	638.12
73133	10/27/2023	BIMBO BAKERIES USA	09/23-09/3	10E109 2560 4100 84 000000	Food Service	295.79
73133	10/27/2023	BIMBO BAKERIES USA	09/23-09/3	10E110 2560 4100 84 000000	Food Service	483.78
					Totals for 73133	4,007.78
73134	10/27/2023	COMMUNICATIONS TECHN	93050-1	90E000 2540 5400 00 000000	Metal Detectors for Adams School	25,607.90
					Totals for 73134	25,607.90
73135	10/27/2023	FIRM SYSTEMS	09/30/2023	10E000 2542 3190 00 000000	Fingerprinting	220.00
					Totals for 73135	220.00
73136	10/27/2023	GARRETT, RACHEL	ERIN202310	10E000 2520 3320 00 000000	10/26/2023 Milage.Meal Allowance for Skycon	84.00

CHECK NUMBER	CHECK DATE	VENDOR	INVOICE NUMBER	ACCOUNT NUMBER	INVOICE DESCRIPTION	AMOUNT
					10/22-10/24	
73136	10/27/2023	GARRETT, RACHEL	ERIN202310	10E000 2520 3320 00 000000	10/26/2023 Milage.Meal Allowance for Skycon 10/22-10/24	239.20
					Totals for 73136	323.20
73137	10/27/2023	PATE, MATTHEW	12190	20E000 2542 3400 00 000000	Professional Communications - new phone for Secretary	295.00
73137	10/27/2023	PATE, MATTHEW	Lincoln Sc	20E000 2542 3400 00 000000	telephones and service	465.00
					Totals for 73137	760.00
					Totals for checks	146,522.25

F U N D S U M M A R Y

FUND	DESCRIPTION	BALANCE SHEET	REVENUE	EXPENSE	TOTAL
10	EDUCATIONAL FUND	18,775.75	0.00	52,901.69	71,677.44
20	OPERATIONS & MAINTENANCE FUND	804.85	0.00	15,066.97	15,871.82
21	O&M LEASE	0.00	0.00	4,400.00	4,400.00
40	TRANSPORTATION FUND	7.09	0.00	0.00	7.09
80	TORT IMMUNITY AND JUDGMENT FUN	0.00	0.00	28,958.00	28,958.00
90	FIRE PREVENTION AND SAFETY FUN	0.00	0.00	25,607.90	25,607.90
*** Fund Summary Totals ***		19,587.69	0.00	126,934.56	146,522.25

********** End of report **********

CHECK NUMBER	CHECK DATE	VENDOR	ACCOUNT NUMBER	INVOICE DESCRIPTION	AMOUNT
202300094	10/20/2023	CITY OF MARION WATER	20E000 2542 3700 00 00001	District Water	39.92
202300094	10/20/2023	CITY OF MARION WATER	20E000 2542 3700 00 00001	District Water	156.20
202300094	10/20/2023	CITY OF MARION WATER	20E110 2542 3700 00 00000	District Water	1,025.09
202300094	10/20/2023	CITY OF MARION WATER	20E109 2542 3700 00 00000	District Water	638.81
202300094	10/20/2023	CITY OF MARION WATER	20E108 2542 3700 00 00000	District Water	685.24
202300094	10/20/2023	CITY OF MARION WATER	20E107 2542 3700 00 00000	District Water	1,087.92
202300094	10/20/2023	CITY OF MARION WATER	20E204 2542 3700 00 00000	District Water	1,212.39
202300094	10/20/2023	CITY OF MARION WATER	20E303 2542 3700 00 00000	District Water	1,050.82
				Totals for 202300094	5,896.39
202300095	10/20/2023	SOUTHEASTERN ILLINOI	20E000 2542 4660 00 00001	Adams/Complex Electric	395.36
202300095	10/20/2023	SOUTHEASTERN ILLINOI	20E105 2542 4660 00 00000	Adams/Complex Electric	6,970.89
				Totals for 202300095	7,366.25
202300096	10/20/2023	MASTERCARD	40E000 2552 4100 00 00000	Master Card Charges Fuel	853.46
202300096	10/20/2023	MASTERCARD	10E000 1500 3320 00 00000	Fuel Driver Ed/Football	156.01
202300096	10/20/2023	MASTERCARD	10E000 2545 4100 10 00000	Fuel Driver Ed/Football	140.77
202300096	10/20/2023	MASTERCARD	10E000 2225 3320 00 00000	Master Card Charges Registration for IETC Conference	225.00
202300096	10/20/2023	MASTERCARD	20E000 2542 3400 00 00000	MasterCard charges	320.00
202300096	10/20/2023	MASTERCARD	10E000 2520 6400 00 00000	MasterCard charges	220.00
202300096	10/20/2023	MASTERCARD	10E000 2225 4100 00 00000	Master Card Charges	17.45
202300096	10/20/2023	MASTERCARD	20E000 2545 4100 00 00000	Master Card Charges	95.66
				Totals for 202300096	2,028.35
202300097	10/25/2023	COMMON REMITTER	10L000 4810 0000 00 00045	Payroll accrual	254.72
202300097	10/25/2023	COMMON REMITTER	10L000 4810 0000 00 00045	Payroll accrual	4,088.00
202300097	10/25/2023	COMMON REMITTER	10L000 4810 0000 00 00045	Payroll accrual	161.24
				Totals for 202300097	4,503.96
202300098	10/25/2023	ILLINOIS DEPT OF REV	10L000 4810 0000 00 00045	Payroll accrual	42,629.49
202300098	10/25/2023	ILLINOIS DEPT OF REV	20L000 4810 0000 00 00045	Payroll accrual	2,886.49
202300098	10/25/2023	ILLINOIS DEPT OF REV	40L000 4810 0000 00 00045	Payroll accrual	41.62
202300098	10/25/2023	ILLINOIS DEPT OF REV	10L000 4810 0000 00 00045	Payroll accrual	315.00
				Totals for 202300098	45,872.60
202300099	10/25/2023	ILLINOIS MUNICIPAL	10L000 4810 0000 00 00045	Payroll accrual	338.64
202300099	10/25/2023	ILLINOIS MUNICIPAL	20L000 4810 0000 00 00045	Payroll accrual	819.31
202300099	10/25/2023	ILLINOIS MUNICIPAL	10L000 4710 0000 00 00000	Payroll accrual	6,266.99
202300099	10/25/2023	ILLINOIS MUNICIPAL	20L000 4710 0000 00 00000	Payroll accrual	2,761.40
202300099	10/25/2023	ILLINOIS MUNICIPAL	40L000 4710 0000 00 00000	Payroll accrual	42.67
202300099	10/25/2023	ILLINOIS MUNICIPAL	51L000 4710 0000 00 00000	Payroll accrual	17,799.43
				Totals for 202300099	28,028.44
202300100	10/25/2023	INTERNAL REVENUE SER	10L000 4810 0000 00 00045	Payroll accrual	9,681.54
202300100	10/25/2023	INTERNAL REVENUE SER	20L000 4810 0000 00 00045	Payroll accrual	3,977.97
202300100	10/25/2023	INTERNAL REVENUE SER	40L000 4810 0000 00 00045	Payroll accrual	54.78
202300100	10/25/2023	INTERNAL REVENUE SER	10L000 4810 0000 00 00045	Payroll accrual	74,446.95
202300100	10/25/2023	INTERNAL REVENUE SER	20L000 4810 0000 00 00045	Payroll accrual	3,664.31
202300100	10/25/2023	INTERNAL REVENUE SER	40L000 4810 0000 00 00045	Payroll accrual	82.43
202300100	10/25/2023	INTERNAL REVENUE SER	10L000 4810 0000 00 00045	Payroll accrual	13,124.08
202300100	10/25/2023	INTERNAL REVENUE SER	20L000 4810 0000 00 00045	Payroll accrual	930.35
202300100	10/25/2023	INTERNAL REVENUE SER	40L000 4810 0000 00 00045	Payroll accrual	12.81
202300100	10/25/2023	INTERNAL REVENUE SER	10L000 4810 0000 00 00045	Payroll accrual	4,280.25
202300100	10/25/2023	INTERNAL REVENUE SER	20L000 4810 0000 00 00045	Payroll accrual	25.00
202300100	10/25/2023	INTERNAL REVENUE SER	50L000 4710 0000 00 00000	Payroll accrual	13,714.29
202300100	10/25/2023	INTERNAL REVENUE SER	50L000 4710 0000 00 00000	Payroll accrual	14,067.24
				Totals for 202300100	138,062.00
202300101	10/25/2023	TEACHER HEALTH INS S	10L000 4810 0000 00 00045	Payroll accrual	239.87
202300101	10/25/2023	TEACHER HEALTH INS S	10L000 4710 0000 00 00000	Payroll accrual	13,075.53
202300101	10/25/2023	TEACHER HEALTH INS S	10L000 4710 0000 00 00000	Payroll accrual	178.54
				Totals for 202300101	13,493.94

CHECK NUMBER	CHECK DATE	VENDOR	ACCOUNT NUMBER	INVOICE DESCRIPTION	AMOUNT
202300102	10/25/2023	TEACHERS RET0058	10L000 4710 0000 00 00000	Payroll accrual	4,835.26
202300102	10/25/2023	TEACHERS RET0058	10L000 4710 0000 00 00000	Payroll accrual	154.56
				Totals for 202300102	4,989.82
202300103	10/25/2023	TEACHERS RETIREMENT	10L000 4810 0000 00 00045	Payroll accrual	2,397.67
202300103	10/25/2023	TEACHERS RETIREMENT	10L000 4710 0000 00 00000	Payroll accrual	74,954.31
				Totals for 202300103	77,351.98
202300104	10/25/2023	TEACHERS RETIREMT SY	10L000 4710 0000 00 00000	Payroll accrual	6,349.22
202300104	10/25/2023	TEACHERS RETIREMT SY	10L000 4710 0000 00 00000	Payroll accrual	10.99
				Totals for 202300104	6,360.21
202300105	10/25/2023	TRS SSP	10L000 4810 0000 00 00045	Payroll accrual	300.00
202300105	10/25/2023	TRS SSP	10L000 4810 0000 00 00045	Payroll accrual	42.00
202300105	10/25/2023	TRS SSP	10L000 4810 0000 00 00045	Payroll accrual	1,723.75
				Totals for 202300105	2,065.75
202300106	10/30/2023	MASTERCARD	10E303 2560 4100 84 00000	food service supplies	625.24
202300106	10/30/2023	MASTERCARD	10E105 2560 4100 84 00000	food service supplies	125.67
202300106	10/30/2023	MASTERCARD	10E107 2560 4100 84 00000	food service supplies	198.38
202300106	10/30/2023	MASTERCARD	10E108 2560 4100 84 00000	food service supplies	31.69
202300106	10/30/2023	MASTERCARD	20E000 2542 3400 00 00000	fuel for maintenance vehicles and maintenance supplies	180.13
202300106	10/30/2023	MASTERCARD	20E000 2542 4100 00 00000	fuel for maintenance vehicles and maintenance supplies	376.82
202300106	10/30/2023	MASTERCARD	20E000 2545 4100 00 00000	fuel for maintenance vehicles and maintenance supplies	2,004.88
				Totals for 202300106	3,542.81
202300107	10/30/2023	MASTERCARD	10E204 1102 6400 00 00000	Mastercard Charges	50.00
202300107	10/30/2023	MASTERCARD	10E204 1102 4130 00 00000	Mastercard Charges	299.00
202300107	10/30/2023	MASTERCARD	10E000 1500 3320 35 00000	Mastercard Charges	658.16
202300107	10/30/2023	MASTERCARD	10E204 1102 4100 00 00000	Mastercard Charges	129.00
202300107	10/30/2023	MASTERCARD	10E303 1103 6400 00 00000	Mastercard Charges	385.00
202300107	10/30/2023	MASTERCARD	10E000 2510 3320 00 00000	Mastercard Charges	220.00
202300107	10/30/2023	MASTERCARD	10E303 1103 3320 00 00000	Mastercard Charges	25.00
202300107	10/30/2023	MASTERCARD	10E965 1250 4100 30 00000	Mastercard Charges	17.98
202300107	10/30/2023	MASTERCARD	10E000 2134 4100 00 00000	Mastercard Charges	350.20
202300107	10/30/2023	MASTERCARD	10E110 2560 4100 84 00000	Mastercard Charges	71.16
202300107	10/30/2023	MASTERCARD	10E000 1500 3320 02 00000	Mastercard Charges	815.45
202300107	10/30/2023	MASTERCARD	10E303 1103 3320 00 00000	Mastercard Charges	361.32
202300107	10/30/2023	MASTERCARD	10E965 1250 4100 30 00000	Mastercard Charges	787.75
202300107	10/30/2023	MASTERCARD	10E109 2410 3320 00 00000	Mastercard Charges	409.00
202300107	10/30/2023	MASTERCARD	10E000 2510 3320 00 00000	Mastercard Charges	450.00
202300107	10/30/2023	MASTERCARD	10E000 1251 4100 00 00000	Mastercard Charges	302.00
202300107	10/30/2023	MASTERCARD	10E965 1250 4100 30 00000	Mastercard Charges	1,000.00
202300107	10/30/2023	MASTERCARD	10E000 2520 4100 00 00000	Mastercard Charges	54.94
202300107	10/30/2023	MASTERCARD	10E000 1500 3320 34 00000	Mastercard Charges	720.40
202300107	10/30/2023	MASTERCARD	10E000 1500 3320 02 00000	Mastercard Charges	577.92
202300107	10/30/2023	MASTERCARD	10E000 1500 3320 32 00000	Mastercard Charges	433.44
202300107	10/30/2023	MASTERCARD	10E000 1500 3320 34 00000	Mastercard Charges	155.68
202300107	10/30/2023	MASTERCARD	10E000 1500 3320 02 00000	Mastercard Charges	333.76
202300107	10/30/2023	MASTERCARD	10E000 1500 3320 34 00000	Mastercard Charges	-50.00
202300107	10/30/2023	MASTERCARD	10E000 2520 4100 00 00000	Mastercard Charges	16.43
202300107	10/30/2023	MASTERCARD	10E000 1500 3320 34 00000	Mastercard Charges	216.88
202300107	10/30/2023	MASTERCARD	10E000 1251 4100 00 00000	Mastercard Charges	33.00
				Totals for 202300107	8,823.47
202300108	10/30/2023	AMERICAN EXPRESS	10E105 1101 4100 00 00000	American Express Charges	637.71
202300108	10/30/2023	AMERICAN EXPRESS	10E000 1103 4100 00 00000	American Express Charges	1,036.29
202300108	10/30/2023	AMERICAN EXPRESS	10E107 1101 4100 00 00000	American Express Charges	227.28
202300108	10/30/2023	AMERICAN EXPRESS	10E107 2134 4100 00 00000	American Express Charges	214.37

CHECK NUMBER	CHECK DATE	VENDOR	ACCOUNT NUMBER	INVOICE DESCRIPTION	AMOUNT
202300108	10/30/2023	AMERICAN EXPRESS	10E204 1102 4100 00 00000	American Express Charges	283.42
202300108	10/30/2023	AMERICAN EXPRESS	10E105 2223 4900 00 00000	American Express Charges	112.37
202300108	10/30/2023	AMERICAN EXPRESS	10E107 2223 4900 00 00000	American Express Charges	118.62
202300108	10/30/2023	AMERICAN EXPRESS	10E108 2223 4900 00 00000	American Express Charges	85.78
202300108	10/30/2023	AMERICAN EXPRESS	10E109 2223 4900 00 00000	American Express Charges	6.05
202300108	10/30/2023	AMERICAN EXPRESS	10E110 2223 4900 00 00000	American Express Charges	90.30
202300108	10/30/2023	AMERICAN EXPRESS	10E000 1101 4100 00 00000	American Express Charges	51.96
202300108	10/30/2023	AMERICAN EXPRESS	10E108 1101 4100 00 00000	American Express Charges	471.53
202300108	10/30/2023	AMERICAN EXPRESS	10E108 2410 6400 00 00000	American Express Charges	404.69
202300108	10/30/2023	AMERICAN EXPRESS	10E109 1101 4100 00 00000	American Express Charges	232.82
202300108	10/30/2023	AMERICAN EXPRESS	20E000 2542 4100 00 00000	American Express Charges	441.87
202300108	10/30/2023	AMERICAN EXPRESS	10E303 1103 4100 00 00000	American Express Charges	507.55
202300108	10/30/2023	AMERICAN EXPRESS	10E303 1103 5400 00 00000	American Express Charges	1,255.99
202300108	10/30/2023	AMERICAN EXPRESS	10E303 1103 3320 00 00000	American Express Charges	248.00
202300108	10/30/2023	AMERICAN EXPRESS	10E303 1103 4130 00 00000	American Express Charges	543.56
202300108	10/30/2023	AMERICAN EXPRESS	10E303 1103 4130 00 00000	American Express Charges	-222.90
202300108	10/30/2023	AMERICAN EXPRESS	10E303 1103 4130 00 00000	American Express Charges	-579.84
202300108	10/30/2023	AMERICAN EXPRESS	20E000 2543 3210 00 00000	American Express Charges	3,554.16
202300108	10/30/2023	AMERICAN EXPRESS	20E000 2542 4100 00 00000	American Express Charges	465.22
202300108	10/30/2023	AMERICAN EXPRESS	10E000 2321 4100 00 00000	American Express Charges	360.95
202300108	10/30/2023	AMERICAN EXPRESS	10E000 2225 4100 00 00000	American Express Charges	236.34
202300108	10/30/2023	AMERICAN EXPRESS	10E000 2225 4100 00 00000	American Express Charges	23.98
202300108	10/30/2023	AMERICAN EXPRESS	10E902 1250 4100 30 10500	American Express Charges	644.00
202300108	10/30/2023	AMERICAN EXPRESS	10E902 1250 4100 30 10900	American Express Charges	644.00
202300108	10/30/2023	AMERICAN EXPRESS	10E902 1250 4100 30 10700	American Express Charges	644.00
202300108	10/30/2023	AMERICAN EXPRESS	10E902 1250 4100 30 11000	American Express Charges	644.00
202300108	10/30/2023	AMERICAN EXPRESS	10E902 1250 4100 30 10800	American Express Charges	644.00
202300108	10/30/2023	AMERICAN EXPRESS	10E000 2520 4100 00 00000	American Express Charges	30.00
202300108	10/30/2023	AMERICAN EXPRESS	10E000 2520 4100 00 00000	American Express Charges	747.89
202300108	10/30/2023	AMERICAN EXPRESS	10E110 1101 4100 00 00000	American Express Charges	227.03
202300108	10/30/2023	AMERICAN EXPRESS	20E000 2542 5400 00 00000	American Express Charges	605.03
202300108	10/30/2023	AMERICAN EXPRESS	10E110 2410 3320 00 00000	American Express Charges	491.00
202300108	10/30/2023	AMERICAN EXPRESS	10E110 2410 6400 00 00000	American Express Charges	329.00
				Totals for 202300108	16,458.02
202300109	10/30/2023	MASTERCARD	10E935 1250 4100 00 00000	Charge not credited to the account. First Inspiration-MJHS Robotics	759.26
				Totals for 202300109	759.26
				Totals for checks	365,603.25

F U N D S U M M A R Y

FUND	DESCRIPTION	BALANCE SHEET	REVENUE	EXPENSE	TOTAL
10	EDUCATIONAL FUND	259,848.60	0.00	22,714.68	282,563.28
20	OPERATIONS & MAINTENANCE FUND	15,064.83	0.00	21,306.41	36,371.24
40	TRANSPORTATION FUND	234.31	0.00	853.46	1,087.77
50	SOCIAL SECURITY/MEDICARE	27,781.53	0.00	0.00	27,781.53
51	ILLINOIS MUNICIPAL RETIREMENT	17,799.43	0.00	0.00	17,799.43
*** Fund Summary Totals ***		320,728.70	0.00	44,874.55	365,603.25

********** End of report **********

CHECK NUMBER	CHECK DATE	VENDOR	ACCOUNT NUMBER	INVOICE DESCRIPTION	AMOUNT
232400062	10/19/2023	ADAMS ATHLETIC IMPRE	10E000 1501 3190 00 00000	SEPTEMBER REIMBURSEMENT	1,435.00
232400062	10/19/2023	ADAMS ATHLETIC IMPRE	10E000 1501 6400 00 00000	SEPTEMBER REIMBURSEMENT	769.92
				Totals for 232400062	2,204.92
232400063	10/23/2023	AFLAC - GROUP POLICY	10L000 4810 0000 00 00045	Payroll accrual	501.06
232400063	10/23/2023	AFLAC - GROUP POLICY	20L000 4810 0000 00 00045	Payroll accrual	62.00
232400063	10/23/2023	AFLAC - GROUP POLICY	10L000 4810 0000 00 00045	Payroll accrual	819.37
232400063	10/23/2023	AFLAC - GROUP POLICY	20L000 4810 0000 00 00045	Payroll accrual	13.88
232400063	10/23/2023	AFLAC - GROUP POLICY	10L000 4810 0000 00 00045	Payroll accrual	133.25
232400063	10/23/2023	AFLAC - GROUP POLICY	20L000 4810 0000 00 00045	Payroll accrual	18.51
232400063	10/23/2023	AFLAC - GROUP POLICY	40L000 4810 0000 00 00045	Payroll accrual	2.02
				Totals for 232400063	1,550.09
232400064	10/23/2023	MARION CUSD #2 HEALT	10L000 4810 0000 00 00045	Payroll accrual	6,792.67
232400064	10/23/2023	MARION CUSD #2 HEALT	20L000 4810 0000 00 00045	Payroll accrual	234.23
232400064	10/23/2023	MARION CUSD #2 HEALT	10L000 4810 0000 00 00045	Payroll accrual	3,564.42
232400064	10/23/2023	MARION CUSD #2 HEALT	20L000 4810 0000 00 00045	Payroll accrual	835.41
232400064	10/23/2023	MARION CUSD #2 HEALT	40L000 4810 0000 00 00045	Payroll accrual	55.69
232400064	10/23/2023	MARION CUSD #2 HEALT	10L000 4810 0000 00 00045	Payroll accrual	442.72
232400064	10/23/2023	MARION CUSD #2 HEALT	10L000 4810 0000 00 00045	Payroll accrual	218.86
232400064	10/23/2023	MARION CUSD #2 HEALT	10L000 4810 0000 00 00045	Payroll accrual	20,926.08
232400064	10/23/2023	MARION CUSD #2 HEALT	20L000 4810 0000 00 00045	Payroll accrual	996.48
232400064	10/23/2023	MARION CUSD #2 HEALT	10L000 4810 0000 00 00045	Payroll accrual	9,369.88
232400064	10/23/2023	MARION CUSD #2 HEALT	20L000 4810 0000 00 00045	Payroll accrual	1,266.20
232400064	10/23/2023	MARION CUSD #2 HEALT	10L000 4810 0000 00 00045	Payroll accrual	1,113.87
232400064	10/23/2023	MARION CUSD #2 HEALT	10L000 4810 0000 00 00045	Payroll accrual	843.95
232400064	10/23/2023	MARION CUSD #2 HEALT	10L000 4810 0000 00 00045	Payroll accrual	442.88
232400064	10/23/2023	MARION CUSD #2 HEALT	10L000 4810 0000 00 00045	Payroll accrual	73.79
232400064	10/23/2023	MARION CUSD #2 HEALT	10L000 4710 0000 00 00000	Payroll accrual	20,378.30
232400064	10/23/2023	MARION CUSD #2 HEALT	20L000 4710 0000 00 00000	Payroll accrual	702.70
232400064	10/23/2023	MARION CUSD #2 HEALT	10L000 4710 0000 00 00000	Payroll accrual	11,528.52
232400064	10/23/2023	MARION CUSD #2 HEALT	20L000 4710 0000 00 00000	Payroll accrual	2,506.20
232400064	10/23/2023	MARION CUSD #2 HEALT	40L000 4710 0000 00 00000	Payroll accrual	167.08
232400064	10/23/2023	MARION CUSD #2 HEALT	10L000 4710 0000 00 00000	Payroll accrual	3,214.32
232400064	10/23/2023	MARION CUSD #2 HEALT	10L000 4710 0000 00 00000	Payroll accrual	656.58
232400064	10/23/2023	MARION CUSD #2 HEALT	10L000 4710 0000 00 00000	Payroll accrual	61,781.76
232400064	10/23/2023	MARION CUSD #2 HEALT	20L000 4710 0000 00 00000	Payroll accrual	2,989.44
232400064	10/23/2023	MARION CUSD #2 HEALT	10L000 4710 0000 00 00000	Payroll accrual	28,453.32
232400064	10/23/2023	MARION CUSD #2 HEALT	20L000 4710 0000 00 00000	Payroll accrual	3,798.60
232400064	10/23/2023	MARION CUSD #2 HEALT	10L000 4710 0000 00 00000	Payroll accrual	3,341.61
232400064	10/23/2023	MARION CUSD #2 HEALT	10L000 4710 0000 00 00000	Payroll accrual	2,532.43
232400064	10/23/2023	MARION CUSD #2 HEALT	10L000 4710 0000 00 00000	Payroll accrual	1,328.64
232400064	10/23/2023	MARION CUSD #2 HEALT	10L000 4710 0000 00 00000	Payroll accrual	535.72
				Totals for 232400064	191,092.35
232400065	10/27/2023	ATHLETIC IMPREST ACC	10E000 1500 3600 00 00000	ATHLETIC IMPREST REIMBURSEMENT 9-1-23 - 9-30-23	1,035.00
232400065	10/27/2023	ATHLETIC IMPREST ACC	10E000 1500 6400 00 00000	ATHLETIC IMPREST REIMBURSEMENT 9-1-23 - 9-30-23	2,625.00
232400065	10/27/2023	ATHLETIC IMPREST ACC	10E303 1500 3190 01 00000	ATHLETIC IMPREST REIMBURSEMENT 9-1-23 - 9-30-23	1,970.00
232400065	10/27/2023	ATHLETIC IMPREST ACC	10E000 1500 4120 01 00000	ATHLETIC IMPREST REIMBURSEMENT 9-1-23 - 9-30-23	10.00
232400065	10/27/2023	ATHLETIC IMPREST ACC	10E000 1500 6400 01 00000	ATHLETIC IMPREST REIMBURSEMENT 9-1-23 - 9-30-23	10.00
232400065	10/27/2023	ATHLETIC IMPREST ACC	10E000 1500 4120 02 00000	ATHLETIC IMPREST REIMBURSEMENT 9-1-23 - 9-30-23	782.00
232400065	10/27/2023	ATHLETIC IMPREST ACC	10E000 1500 6400 02 00000	ATHLETIC IMPREST REIMBURSEMENT 9-1-23 - 9-30-23	62.50

CHECK NUMBER	CHECK DATE	VENDOR	ACCOUNT NUMBER	INVOICE DESCRIPTION	AMOUNT
232400065	10/27/2023	ATHLETIC IMPREST ACC	10E000 1500 3190 04 00000	ATHLETIC IMPREST REIMBURSEMENT 9-1-23 - 9-30-23	1,415.00
232400065	10/27/2023	ATHLETIC IMPREST ACC	10E000 1500 6400 04 00000	ATHLETIC IMPREST REIMBURSEMENT 9-1-23 - 9-30-23	100.00
232400065	10/27/2023	ATHLETIC IMPREST ACC	10E000 1500 6400 09 00000	ATHLETIC IMPREST REIMBURSEMENT 9-1-23 - 9-30-23	200.00
232400065	10/27/2023	ATHLETIC IMPREST ACC	10E000 1500 3190 11 00000	ATHLETIC IMPREST REIMBURSEMENT 9-1-23 - 9-30-23	1,210.00
232400065	10/27/2023	ATHLETIC IMPREST ACC	10E000 1500 6400 11 00000	ATHLETIC IMPREST REIMBURSEMENT 9-1-23 - 9-30-23	500.00
232400065	10/27/2023	ATHLETIC IMPREST ACC	10E000 1500 4120 12 00000	ATHLETIC IMPREST REIMBURSEMENT 9-1-23 - 9-30-23	192.00
232400065	10/27/2023	ATHLETIC IMPREST ACC	10E000 1500 6400 12 00000	ATHLETIC IMPREST REIMBURSEMENT 9-1-23 - 9-30-23	512.00
232400065	10/27/2023	ATHLETIC IMPREST ACC	10E000 1500 3190 22 00000	ATHLETIC IMPREST REIMBURSEMENT 9-1-23 - 9-30-23	410.00
232400065	10/27/2023	ATHLETIC IMPREST ACC	10E000 1500 4120 32 00000	ATHLETIC IMPREST REIMBURSEMENT 9-1-23 - 9-30-23	352.00
232400065	10/27/2023	ATHLETIC IMPREST ACC	10E000 1500 6400 32 00000	ATHLETIC IMPREST REIMBURSEMENT 9-1-23 - 9-30-23	137.50
232400065	10/27/2023	ATHLETIC IMPREST ACC	10E000 1500 3320 34 00000	ATHLETIC IMPREST REIMBURSEMENT 9-1-23 - 9-30-23	150.00
232400065	10/27/2023	ATHLETIC IMPREST ACC	10E000 1500 4120 34 00000	ATHLETIC IMPREST REIMBURSEMENT 9-1-23 - 9-30-23	308.00
232400065	10/27/2023	ATHLETIC IMPREST ACC	10E000 1500 6400 34 00000	ATHLETIC IMPREST REIMBURSEMENT 9-1-23 - 9-30-23	670.00
232400065	10/27/2023	ATHLETIC IMPREST ACC	10E000 1500 6400 35 00000	ATHLETIC IMPREST REIMBURSEMENT 9-1-23 - 9-30-23	35.00
				Totals for 232400065	12,686.00
232400066	10/27/2023	MANSFIELD POWER AND	20E107 2542 4650 00 00000	Gas-District	443.83
232400066	10/27/2023	MANSFIELD POWER AND	20E108 2542 4650 00 00000	Gas-District	270.94
232400066	10/27/2023	MANSFIELD POWER AND	20E109 2542 4650 00 00000	Gas-District	260.52
232400066	10/27/2023	MANSFIELD POWER AND	20E110 2542 4650 00 00000	Gas-District	170.52
232400066	10/27/2023	MANSFIELD POWER AND	20E204 2542 4650 00 00000	Gas-District	151.58
232400066	10/27/2023	MANSFIELD POWER AND	20E303 2542 4650 00 00000	Gas-District	834.14
				Totals for 232400066	2,131.53
232400067	10/27/2023	MARION JUNIOR HIGH I	10E000 1500 3190 00 00000	IMPREST REIMBURSEMENT FOR SEPTEMBER 2023	49.95
232400067	10/27/2023	MARION JUNIOR HIGH I	10E000 1500 3190 21 00000	IMPREST REIMBURSEMENT FOR SEPTEMBER 2023	430.00
232400067	10/27/2023	MARION JUNIOR HIGH I	10E000 1500 3190 22 00000	IMPREST REIMBURSEMENT FOR SEPTEMBER 2023	150.00
232400067	10/27/2023	MARION JUNIOR HIGH I	10E000 1500 6400 27 00000	IMPREST REIMBURSEMENT FOR SEPTEMBER 2023	525.00
				Totals for 232400067	1,154.95
				Totals for checks	210,819.84

F U N D S U M M A R Y

FUND	DESCRIPTION	BALANCE SHEET	REVENUE	EXPENSE	TOTAL
10	EDUCATIONAL FUND	178,994.00	0.00	16,045.87	195,039.87
20	OPERATIONS & MAINTENANCE FUND	13,423.65	0.00	2,131.53	15,555.18
40	TRANSPORTATION FUND	224.79	0.00	0.00	224.79
*** Fund Summary Totals ***		192,642.44	0.00	18,177.40	210,819.84

********** End of report **********

CHECK NUMBER	CHECK DATE	VENDOR	INVOICE NUMBER	ACCOUNT NUMBER	INVOICE DESCRIPTION	AMOUNT
72821	11/02/2023	SCHOOL FIX CATALOG	537756	10E935 1250 4100 00 000004	INSTRUCTIONAL MATERIALS REQUEST FOR ADRIENNE TRAINOR **PLEASE DELAY SHIPMENT UNTIL AUGUST 1ST	-57.01
					Totals for 72821	-57.01
73138	11/07/2023	AMEREN ILLINOIS	Longfellow	20E109 2542 4650 00 000000	Longfellow Gas	261.98
					Totals for 73138	261.98
73139	11/07/2023	BYASSEE KEYBOARD CO	150671881	10E000 4190 3190 00 000001	Joanna Samples Foundation Grant	500.00
					Totals for 73139	500.00
73140	11/07/2023	KROGER - LOUISVILLE	011168	10E303 1103 4100 00 000000	Homecoming cookies	177.63
73140	11/07/2023	KROGER - LOUISVILLE	046274	10E303 1103 4100 00 000000	Supplies for Homecoming Cookies	75.71
73140	11/07/2023	KROGER - LOUISVILLE	083000	10E303 1103 4100 00 000000	Food for labs	8.07
					Totals for 73140	261.41
73141	11/07/2023	LAKE OF EGYPT WATER	November 2	20E105 2542 3700 00 000000	Adams Water	1,732.00
					Totals for 73141	1,732.00
73142	11/07/2023	NATIONAL LOUIS UNIVE	Scott Gimm	10E303 1103 3320 00 000000	Registration for Latin pedagogy workshop	75.00
					Totals for 73142	75.00
73143	11/07/2023	UNITED RENTALS	225764586-	20E000 2545 5400 00 000001	Purchase of a scissor lift	8,000.00
					Totals for 73143	8,000.00
73144	11/09/2023	AMERITAS	20231109AD	10L000 4810 0000 00 000456	Payroll accrual	4,046.12
73144	11/09/2023	AMERITAS	20231109AD	20L000 4810 0000 00 000456	Payroll accrual	142.14
73144	11/09/2023	AMERITAS	20231109AD	40L000 4810 0000 00 000456	Payroll accrual	5.64
73144	11/09/2023	AMERITAS	20231109AD	10L000 4810 0000 00 000456	Payroll accrual	744.39
73144	11/09/2023	AMERITAS	20231109AD	20L000 4810 0000 00 000456	Payroll accrual	50.08
73144	11/09/2023	AMERITAS	20231109AD	40L000 4810 0000 00 000456	Payroll accrual	1.45
					Totals for 73144	4,989.82
73145	11/09/2023	CONNECTICUT-CCSPC	20231109AD	20L000 4810 0000 00 000462	Payroll accrual	108.63
					Totals for 73145	108.63
73146	11/09/2023	ILL STATE DISB UNIT	20231109AD	10L000 4810 0000 00 000462	Payroll accrual	200.00
73146	11/09/2023	ILL STATE DISB UNIT	20231109AD	10L000 4810 0000 00 000462	Payroll accrual	651.00
					Totals for 73146	851.00
73147	11/09/2023	KIDS FOUNDATION	20231109AD	10L000 4810 0000 00 000464	Payroll accrual	60.00
					Totals for 73147	60.00
73148	11/09/2023	LABORERS' LOCAL 773	20231109AD	20L000 4810 0000 00 000459	Payroll accrual	504.00
					Totals for 73148	504.00
73149	11/09/2023	LABORERS' LOCAL 773	20231109AD	10L000 4810 0000 00 000459	Payroll accrual	413.40
					Totals for 73149	413.40
73150	11/09/2023	LOCAL 773	20231109AD	10L000 4810 0000 00 000459	Payroll accrual	177.50
					Totals for 73150	177.50
73151	11/09/2023	MARION EDUCATION ASS	20231109AD	10L000 4810 0000 00 000459	Teacher dues	11,306.34
					Totals for 73151	11,306.34
73152	11/09/2023	MARION UNIT 2 FOUNDA	20231109AD	10L000 4810 0000 00 000461	Payroll accrual	77.00
					Totals for 73152	77.00
73153	11/09/2023	NIKKI TRAVELSTEAD201	20231109AD	10L000 4810 0000 00 000462	Payroll accrual	250.00
					Totals for 73153	250.00
73154	11/09/2023	SIU CREDIT UNION	20231109AD	10L000 4810 0000 00 000459	Payroll accrual	850.00
					Totals for 73154	850.00
73155	11/09/2023	ALMAROAD EQUIPMENT	608049	20E000 2545 5400 00 000001	Purchase of a trailer quote	5,888.00
					Totals for 73155	5,888.00
73156	11/09/2023	BELLEVILLE EAST HIGH	Marion Jr.	10E000 1500 6400 25 000000	Belleville East HS Regional Contest Fee - IDTA Check payable to: BTHS East Dance Team ATTn: Sarah Pugh	100.00

CHECK NUMBER	CHECK DATE	VENDOR	INVOICE NUMBER	ACCOUNT NUMBER	INVOICE DESCRIPTION	AMOUNT
					Totals for 73156	100.00
73157	11/21/2023	ABELL CONSTRUCTION C	4967	10E000 1446 4100 00 000004	rock for driveway and back porch	345.19
					Totals for 73157	345.19
73158	11/21/2023	ACORN NATURALISTS	456245A/B	10E965 1250 4100 30 000000	Environmental Science Water Quality Monitoring Kit	2,021.98
					Totals for 73158	2,021.98
73159	11/21/2023	AIRGAS USA, LLC	9143084377	20E000 2542 4100 00 000000	maintenance supplies	10.70
73159	11/21/2023	AIRGAS USA, LLC	5502574600	10E000 1400 3190 20 000000	Cylinder Rental	865.68
					Totals for 73159	876.38
73160	11/21/2023	ALA MEMBER SERVICES	1135634	10E303 2223 4900 00 000000	ALA	224.00
					Totals for 73160	224.00
73161	11/21/2023	AMEREN ILLINOIS	November 2	20E000 2542 4650 00 000011	District Gas	58.90
73161	11/21/2023	AMEREN ILLINOIS	November 2	20E107 2542 4650 00 000000	District Gas	365.77
73161	11/21/2023	AMEREN ILLINOIS	November 2	20E108 2542 4650 00 000000	District Gas	263.71
73161	11/21/2023	AMEREN ILLINOIS	November 2	20E109 2542 4650 00 000000	District Gas	247.91
73161	11/21/2023	AMEREN ILLINOIS	November 2	20E110 2542 4650 00 000000	District Gas	201.51
73161	11/21/2023	AMEREN ILLINOIS	November 2	20E204 2542 4650 00 000000	District Gas	555.72
73161	11/21/2023	AMEREN ILLINOIS	November 2	20E303 2542 4650 00 000000	District Gas	632.95
					Totals for 73161	2,326.47
73162	11/21/2023	ARAMARK	10312023 S	20E000 2542 3220 00 000000	Mops, Rugs, Aprons	313.68
73162	11/21/2023	ARAMARK	10312023 S	20E303 2542 3220 00 000000	Mops, Rugs, Aprons	2,837.39
73162	11/21/2023	ARAMARK	10312023 S	20E204 2542 3220 00 000000	Mops, Rugs, Aprons	2,763.12
73162	11/21/2023	ARAMARK	10312023 S	20E107 2542 3220 00 000000	Mops, Rugs, Aprons	1,196.00
73162	11/21/2023	ARAMARK	10312023 S	20E108 2542 3220 00 000000	Mops, Rugs, Aprons	1,488.96
73162	11/21/2023	ARAMARK	10312023 S	10E109 2560 3190 84 000000	Mops, Rugs, Aprons	516.56
73162	11/21/2023	ARAMARK	10312023 S	20E109 2542 3220 00 000000	Mops, Rugs, Aprons	1,420.16
73162	11/21/2023	ARAMARK	10312023 S	10E110 2560 3190 84 000000	Mops, Rugs, Aprons	777.96
73162	11/21/2023	ARAMARK	10312023 S	20E110 2542 3220 00 000000	Mops, Rugs, Aprons	2,051.38
					Totals for 73162	13,365.21
73163	11/21/2023	ASSOCIATED CONTROLS	74008	20E000 2542 4100 00 000000	Hot water coils Longfellow, Washington, Jefferson Quote	5,019.90
					Totals for 73163	5,019.90
73164	11/21/2023	AWARDS AMERICA, INC	51121	10E000 1500 4100 00 000000	GENERAL ATHLETICS - AWARDS	1,087.50
73164	11/21/2023	AWARDS AMERICA, INC	51121	10E000 1500 4100 00 000000	GENERAL ATHLETICS - AWARDS	525.00
73164	11/21/2023	AWARDS AMERICA, INC	51121	10E000 1500 4100 00 000000	GENERAL ATHLETICS - AWARDS	516.00
73164	11/21/2023	AWARDS AMERICA, INC	51121	10E000 1500 4100 00 000000	GENERAL ATHLETICS - AWARDS	481.25
73164	11/21/2023	AWARDS AMERICA, INC	51121	10E000 1500 4100 00 000000	GENERAL ATHLETICS - AWARDS	860.00
73164	11/21/2023	AWARDS AMERICA, INC	51121	10E000 1500 4100 00 000000	GENERAL ATHLETICS - AWARDS	160.00
73164	11/21/2023	AWARDS AMERICA, INC	51121	10E000 1500 4100 00 000000	GENERAL ATHLETICS - AWARDS	510.00
73164	11/21/2023	AWARDS AMERICA, INC	51121	10E000 1500 4100 00 000000	GENERAL ATHLETICS - AWARDS	415.00
73164	11/21/2023	AWARDS AMERICA, INC	51121	10E000 1500 4100 00 000000	GENERAL ATHLETICS - AWARDS	415.00
73164	11/21/2023	AWARDS AMERICA, INC	51121	10E000 1500 4100 00 000000	GENERAL ATHLETICS - AWARDS	507.50
73164	11/21/2023	AWARDS AMERICA, INC	51121	10E000 1500 4100 00 000000	GENERAL ATHLETICS - AWARDS	507.50
73164	11/21/2023	AWARDS AMERICA, INC	51121	10E000 1500 4100 00 000000	GENERAL ATHLETICS - AWARDS	875.00
73164	11/21/2023	AWARDS AMERICA, INC	51121	10E000 1500 4100 00 000000	GENERAL ATHLETICS - AWARDS	215.00
73164	11/21/2023	AWARDS AMERICA, INC	51121	10E000 1500 4100 00 000000	GENERAL ATHLETICS - AWARDS	15.00
73164	11/21/2023	AWARDS AMERICA, INC	51121	10E000 1500 4100 00 000000	GENERAL ATHLETICS - AWARDS	207.20
73164	11/21/2023	AWARDS AMERICA, INC	81095	10E000 1500 4100 00 000000	GENERAL ATHLETICS JUNIOR HIGH AND ADAMS AWARDS	385.20
73164	11/21/2023	AWARDS AMERICA, INC	81095	10E000 1500 4100 00 000000	GENERAL ATHLETICS JUNIOR HIGH AND ADAMS AWARDS	250.00
73164	11/21/2023	AWARDS AMERICA, INC	81095	10E000 1500 4100 00 000000	GENERAL ATHLETICS JUNIOR HIGH AND ADAMS AWARDS	210.00
73164	11/21/2023	AWARDS AMERICA, INC	81095	10E000 1500 4100 00 000000	GENERAL ATHLETICS JUNIOR HIGH AND ADAMS AWARDS	1,027.20

CHECK NUMBER	CHECK DATE	VENDOR	INVOICE NUMBER	ACCOUNT NUMBER	INVOICE DESCRIPTION	AMOUNT
73164	11/21/2023	AWARDS AMERICA, INC	81095	10E000 1500 4100 00 000000	GENERAL ATHLETICS JUNIOR HIGH AND ADAMS AWARDS	250.00
73164	11/21/2023	AWARDS AMERICA, INC	81095	10E000 1500 4100 00 000000	GENERAL ATHLETICS JUNIOR HIGH AND ADAMS AWARDS	210.00
73164	11/21/2023	AWARDS AMERICA, INC	81095	10E000 1500 4100 00 000000	GENERAL ATHLETICS JUNIOR HIGH AND ADAMS AWARDS	180.00
73164	11/21/2023	AWARDS AMERICA, INC	81095	10E000 1500 4100 00 000000	GENERAL ATHLETICS JUNIOR HIGH AND ADAMS AWARDS	83.30
					Totals for 73164	9,892.65
73165	11/21/2023	BANNER SOLUTIONS	11746042	20E000 2542 4100 00 000000	Motor gear box for wheelchair ramp quote	1,687.63
73165	11/21/2023	BANNER SOLUTIONS	11032023 S	20E000 2542 4100 00 000000	maintenance supplies	546.46
					Totals for 73165	2,234.09
73166	11/21/2023	BAYSINGER ARCHITECTS	22003-10	20E965 2533 5230 30 000000	Jefferson roof Replacement	2,226.14
73166	11/21/2023	BAYSINGER ARCHITECTS	22091-11	60E000 2533 5230 00 220910	Fire Alarm Washington/MJHS	336.40
73166	11/21/2023	BAYSINGER ARCHITECTS	22099-10	60E000 2533 5230 00 220990	MJHS Exterior	604.75
73166	11/21/2023	BAYSINGER ARCHITECTS	22066-11	60E000 2533 5230 00 220660	HVAC Washington	815.20
73166	11/21/2023	BAYSINGER ARCHITECTS	22032-11	60E000 2533 5230 00 220320	Pre-k Door & Window Replacement Jefferson	689.55
73166	11/21/2023	BAYSINGER ARCHITECTS	23044-6	60E107 2533 5230 00 230440	Media Center Reno Jefferson	2,494.27
73166	11/21/2023	BAYSINGER ARCHITECTS	21082-18	20E965 2533 5230 30 000000	Miscellaneous Reno Phase 2 MJHS	2,727.10
73166	11/21/2023	BAYSINGER ARCHITECTS	23015-1	20E000 2533 3010 00 000805	Roof Inspections-Districtwide	7,875.00
73166	11/21/2023	BAYSINGER ARCHITECTS	23097-1	60E204 2533 5230 00 230970	Locker Room Renovation MJHS East Locker Rooms	18,988.50
73166	11/21/2023	BAYSINGER ARCHITECTS	23094-1	60E105 2533 5230 00 230510	Roof Replacement Adams	4,344.00
73166	11/21/2023	BAYSINGER ARCHITECTS	23096-1	90E107 2533 5230 00 230960	Exterior Door Replacement Jefferson Elementary School	4,772.00
					Totals for 73166	45,872.91
73167	11/21/2023	BENCORP	34923	10E000 2560 4100 84 000000	gloves for kitchen	895.00
					Totals for 73167	895.00
73168	11/21/2023	BEST ENGINEERED SYST	230513	20E000 2542 4100 00 000000	Isonas card reader	1,154.64
73168	11/21/2023	BEST ENGINEERED SYST	230500	10E204 1102 3190 00 000000	MJHS Speaker Replacement	2,332.75
73168	11/21/2023	BEST ENGINEERED SYST	230497	20E000 2542 3190 00 000000	Service call for door control	869.00
					Totals for 73168	4,356.39
73169	11/21/2023	BIMBO BAKERIES USA	10/07/, 10	10E303 2560 4100 84 000000	bakery supplies/kitchen	802.72
73169	11/21/2023	BIMBO BAKERIES USA	10/07/, 10	10E204 2560 4100 84 000000	bakery supplies/kitchen	684.84
73169	11/21/2023	BIMBO BAKERIES USA	10/07/, 10	10E105 2560 4100 84 000000	bakery supplies/kitchen	326.07
73169	11/21/2023	BIMBO BAKERIES USA	10/07/, 10	10E108 2560 4100 84 000000	bakery supplies/kitchen	913.64
73169	11/21/2023	BIMBO BAKERIES USA	10/07/, 10	10E109 2560 4100 84 000000	bakery supplies/kitchen	337.74
73169	11/21/2023	BIMBO BAKERIES USA	10/07/, 10	10E110 2560 4100 84 000000	bakery supplies/kitchen	684.79
73169	11/21/2023	BIMBO BAKERIES USA	10/07/, 10	10E000 2560 4100 84 000000	bakery supplies/kitchen	452.70
					Totals for 73169	4,202.50
73170	11/21/2023	BLICK ART MATERIALS	1281233-16	10E960 1250 4100 30 000000	Art Supplies	5,171.39
					Totals for 73170	5,171.39
73171	11/21/2023	BOB STOTLAR BUILDING	10/25/2023	20E000 2542 4100 00 000000	maintenance supplies	158.67
					Totals for 73171	158.67
73172	11/21/2023	BROWNING, JOHN & LEA	102323	10E303 1103 4130 00 000001	Decorations for Madrigals	164.00
					Totals for 73172	164.00
73173	11/21/2023	BSN SPORTS INC	923069318	10E000 1500 4100 34 000000	GIRLS GOLF UNIFORMS	409.50
73173	11/21/2023	BSN SPORTS INC	923069318	10E000 1500 4100 34 000000	GIRLS GOLF UNIFORMS	15.00
73173	11/21/2023	BSN SPORTS INC	922853957	10E000 1501 4100 00 000000	ADAMS GIRLS BASKETBALL - EQUIPMENT INVOICE 922853957	799.90
73173	11/21/2023	BSN SPORTS INC	922853957	10E000 1501 4100 00 000000	ADAMS GIRLS BASKETBALL - EQUIPMENT INVOICE 922853957	39.90
73173	11/21/2023	BSN SPORTS INC	922853957	10E000 1501 4100 00 000000	ADAMS GIRLS BASKETBALL -	40.00

CHECK NUMBER	CHECK DATE	VENDOR	INVOICE NUMBER	ACCOUNT NUMBER	INVOICE DESCRIPTION	AMOUNT
					EQUIPMENT INVOICE 922853957	
73173	11/21/2023	BSN SPORTS INC	922618302	10E000 1500 4100 00 000000	GENERAL ATHLETICS - DIRECTIONAL FLAGS	20.00
73173	11/21/2023	BSN SPORTS INC	922618302	10E000 1500 4100 00 000000	GENERAL ATHLETICS - DIRECTIONAL FLAGS	7.50
73173	11/21/2023	BSN SPORTS INC	922906606	10E000 1500 4100 31 000000	GIRLS BASKETBALL - WARMUPS INVOICE 922906606	420.00
73173	11/21/2023	BSN SPORTS INC	922906606	10E000 1500 4100 31 000000	GIRLS BASKETBALL - WARMUPS INVOICE 922906606	577.50
73173	11/21/2023	BSN SPORTS INC	922906606	10E000 1500 4100 31 000000	GIRLS BASKETBALL - WARMUPS INVOICE 922906606	262.50
73173	11/21/2023	BSN SPORTS INC	922906606	10E000 1500 4100 31 000000	GIRLS BASKETBALL - WARMUPS INVOICE 922906606	52.50
73173	11/21/2023	BSN SPORTS INC	922906606	10E000 1500 4100 31 000000	GIRLS BASKETBALL - WARMUPS INVOICE 922906606	157.50
73173	11/21/2023	BSN SPORTS INC	922906606	10E000 1500 4100 31 000000	GIRLS BASKETBALL - WARMUPS INVOICE 922906606	266.00
73173	11/21/2023	BSN SPORTS INC	922906606	10E000 1500 4100 31 000000	GIRLS BASKETBALL - WARMUPS INVOICE 922906606	456.00
73173	11/21/2023	BSN SPORTS INC	922906606	10E000 1500 4100 31 000000	GIRLS BASKETBALL - WARMUPS INVOICE 922906606	190.00
73173	11/21/2023	BSN SPORTS INC	922906606	10E000 1500 4100 31 000000	GIRLS BASKETBALL - WARMUPS INVOICE 922906606	76.00
73173	11/21/2023	BSN SPORTS INC	922906606	10E000 1500 4100 31 000000	GIRLS BASKETBALL - WARMUPS INVOICE 922906606	76.00
73173	11/21/2023	BSN SPORTS INC	922906606	10E000 1500 4100 31 000000	GIRLS BASKETBALL - WARMUPS INVOICE 922906606	45.00
73173	11/21/2023	BSN SPORTS INC	922906606	10E000 1500 4100 31 000000	GIRLS BASKETBALL - WARMUPS INVOICE 922906606	-1,475.79
73173	11/21/2023	BSN SPORTS INC	922811413	10E000 1501 4100 00 000000	ADAMS BOYS BASKETBALL EQUIPMENT INVOICE 922811413	799.90
73173	11/21/2023	BSN SPORTS INC	922811413	10E000 1501 4100 00 000000	ADAMS BOYS BASKETBALL EQUIPMENT INVOICE 922811413	79.95
73173	11/21/2023	BSN SPORTS INC	922811413	10E000 1501 4100 00 000000	ADAMS BOYS BASKETBALL EQUIPMENT INVOICE 922811413	139.95
73173	11/21/2023	BSN SPORTS INC	922811413	10E000 1501 4100 00 000000	ADAMS BOYS BASKETBALL EQUIPMENT INVOICE 922811413	50.00
73173	11/21/2023	BSN SPORTS INC	922811413	10E000 1501 4100 00 000000	ADAMS BOYS BASKETBALL EQUIPMENT INVOICE 922811413	50.00
73173	11/21/2023	BSN SPORTS INC	923105561	10E000 1500 4100 40 000000	JUNIOR HIGH GIRLS BASKETBALL EQUIPMENT INVOICE 923105561	19.00
73173	11/21/2023	BSN SPORTS INC	923105561	10E000 1500 4100 40 000000	JUNIOR HIGH GIRLS BASKETBALL EQUIPMENT INVOICE 923105561	399.95
73173	11/21/2023	BSN SPORTS INC	923105561	10E000 1500 4100 40 000000	JUNIOR HIGH GIRLS BASKETBALL EQUIPMENT INVOICE 923105561	20.00
					Totals for 73173	3,993.76
73174	11/21/2023	BUEFER, BRITTANY	10242023	10R000 1811 0000 00 000003	Registration Refund-Y. Jones	43.00
					Totals for 73174	43.00
73175	11/21/2023	BURNS, SHEILA	september	10E303 1103 3190 00 000000	MHS Photographer	675.00
73175	11/21/2023	BURNS, SHEILA	october 20	10E303 1103 3190 00 000000	Shelia Burns Photography	335.00
					Totals for 73175	1,010.00
73176	11/21/2023	CEDARHURST CENTER FO	R-6599	10E000 4190 3190 00 000001	Cedarhurst Center for the Arts - Pecord (Foundation Grant)	434.00
73176	11/21/2023	CEDARHURST CENTER FO	R-6600	10E000 4190 3190 00 000001	Cedarhurst Center for the Arts - Farthing (Foundation	434.00

CHECK NUMBER	CHECK DATE	VENDOR	INVOICE NUMBER	ACCOUNT NUMBER	INVOICE DESCRIPTION	AMOUNT
					Grant)	
73176	11/21/2023	CEDARHURST CENTER FO	R-6603	10E000 4190 3190 00 000001	Cedarhurst Center for the Arts - Davis (Foundation Grant)	434.00
					Totals for 73176	1,302.00
73177	11/21/2023	CENGAGE LEARNING	81565544	10E960 1250 4100 30 000000	Big Ideas-Cengage Learning-Math Curriculum at Marion High School to replace old curriculum.	8,520.00
73177	11/21/2023	CENGAGE LEARNING	81841688	10E953 1250 4100 00 000000	Sports and Entertainment digital curriculum for MHS Business class.	1,260.00
73177	11/21/2023	CENGAGE LEARNING	82621532	10E303 1103 3190 00 000000	MHS AP Chemistry digital licenses	630.00
					Totals for 73177	10,410.00
73178	11/21/2023	CEV MULTIMEDIA, LLC	INV-02571	10E000 1401 4100 21 000000	iCEV Subscription - to be reimbursed by WCCTE	1,900.00
					Totals for 73178	1,900.00
73179	11/21/2023	CITY OF MARION	08/23-10/2	10E000 4190 3190 00 000004	SRO/SSO August 2023 September 2023 October 2023	23,024.12
73179	11/21/2023	CITY OF MARION	08/23-10/2	10E000 4190 3190 00 000004	SRO/SSO August 2023 September 2023 October 2023	63,786.94
					Totals for 73179	86,811.06
73180	11/21/2023	CLINTON ELECTRIC INC	20900	20E000 2542 3190 00 000000	MJHS sconce fixtures/Quote	712.00
73180	11/21/2023	CLINTON ELECTRIC INC	20767	20E000 2542 3190 00 000000	Maintenance supplies	1,066.17
73180	11/21/2023	CLINTON ELECTRIC INC	40436	20E000 2542 3190 00 000000	Conduit and wire installation at MJHS	597.39
					Totals for 73180	2,375.56
73181	11/21/2023	COMPUTER INFORMATION	PSI37232	10E000 2225 3190 00 000000	Infinite Campus Annual Renewal	71,847.00
					Totals for 73181	71,847.00
73182	11/21/2023	CONNOR CO	10/31/2023	20E000 2542 4100 00 000000	maintenance supplies	446.88
73182	11/21/2023	CONNOR CO	S010630131	20E000 2542 4100 00 000000	Maintenance supplies	190.71
73182	11/21/2023	CONNOR CO	S010650437	20E000 2542 4100 00 000000	Maintenance supplies Washington	71.27
73182	11/21/2023	CONNOR CO	S010656771	20E000 2542 4100 00 000000	maintenance supplies	111.57
					Totals for 73182	820.43
73183	11/21/2023	CRESCENT PARTS & EQU	11/01/2023	20E000 2542 4100 00 000000	Maintenance supplies	1,263.94
					Totals for 73183	1,263.94
73184	11/21/2023	DAKTRONICS	7054050	10E000 1500 5400 00 000000	GENERAL ATHLETICS SCOREBOARD RECEIVER	495.00
					Totals for 73184	495.00
73185	11/21/2023	DEMCO	7370811	10E105 2223 4900 00 000000	Library supplies (tape, labels, stamps, etc.) for all 5 elementary libraries.	30.71
73185	11/21/2023	DEMCO	7370811	10E107 2223 4900 00 000000	Library supplies (tape, labels, stamps, etc.) for all 5 elementary libraries.	58.23
73185	11/21/2023	DEMCO	7370811	10E108 2223 4900 00 000000	Library supplies (tape, labels, stamps, etc.) for all 5 elementary libraries.	58.23
73185	11/21/2023	DEMCO	7370811	10E109 2223 4900 00 000000	Library supplies (tape, labels, stamps, etc.) for all 5 elementary libraries.	30.71
73185	11/21/2023	DEMCO	7370811	10E110 2223 4900 00 000000	Library supplies (tape, labels, stamps, etc.) for all	30.66

CHECK NUMBER	CHECK DATE	VENDOR	INVOICE NUMBER	ACCOUNT NUMBER	INVOICE DESCRIPTION	AMOUNT
					5 elementary libraries.	
73185	11/21/2023	DEMCO	7384785	10E107 2222 4100 00 000000	Rug for the Library	529.12
					Totals for 73185	737.66
73186	11/21/2023	DEMOULIN BROS	3301789B01	10E303 1103 4100 00 000003	Band uniforms	79,761.95
					Totals for 73186	79,761.95
73187	11/21/2023	DISCOUNT SCHOOL SUPP	W054210801	10E960 1250 4100 30 000000	INSTURCTIONAL MATERIALS REQUEST FOR NICOLE ALLEN KINDERGARTEN TEACHER invoice W05190410101 W05421080101	278.23
					Totals for 73187	278.23
73188	11/21/2023	DONELSON CONCRETE &	Building T	10E000 1446 4100 00 000004	labor to assist Trades students pouring House slab and Garage slab	2,640.00
					Totals for 73188	2,640.00
73189	11/21/2023	DYNAMIC CONTROLS, IN	516480	20E000 2542 3190 00 000000	service on doors MHS	142.00
					Totals for 73189	142.00
73190	11/21/2023	EBSCO	1000216288	10E303 2223 4900 00 000000	Wilson Web database	787.00
					Totals for 73190	787.00
73191	11/21/2023	ENERGY CULVERT COMPA	2023-11-05	20E000 2543 4100 00 000000	maintenance supplies	640.00
					Totals for 73191	640.00
73192	11/21/2023	ENTERPRISE RENT A CA	34118829	10E000 1500 3320 34 000000	GIRLS GOLF CAR RENTAL 9-27-23	183.08
73192	11/21/2023	ENTERPRISE RENT A CA	34118829-	10E000 1500 3320 34 000000	GIRLS GOLF CAR RENTAL 9-27-23 - CAR #2	181.18
73192	11/21/2023	ENTERPRISE RENT A CA	34401027	10E303 1103 3320 00 000000	Enterprise Rental for National FFA Convention 10/31-11/4	362.36
73192	11/21/2023	ENTERPRISE RENT A CA	34422086	10E204 1102 3320 00 000000	ILMEA Jazz weekend 2 SUVs	1,041.42
					Totals for 73192	1,768.04
73193	11/21/2023	FIRM SYSTEMS	1564002-IN	10E000 2542 3190 00 000000	Fingerprinting	605.00
					Totals for 73193	605.00
73194	11/21/2023	FLINN SCIENTIFIC INC	2877669	10E965 1250 4100 30 000000	science supplies	2,263.26
73194	11/21/2023	FLINN SCIENTIFIC INC	0032400045	10E965 1250 4100 30 000000	Advanced Science Supplies	4,631.01
73194	11/21/2023	FLINN SCIENTIFIC INC	2894004	10E105 1101 4100 00 000000	A. BUCHANAN INSTRUCTIONAL MATERIALS APPROVED ORDER	328.17
					Totals for 73194	7,222.44
73195	11/21/2023	FOSTER, CARRIE	10182023	10R000 1611 0000 84 000003	Food Service Refund	41.60
					Totals for 73195	41.60
73196	11/21/2023	FRONTIER	November 2	20E000 2542 3400 00 000000	District Phone Service	1,563.45
					Totals for 73196	1,563.45
73197	11/21/2023	GRACENOTES LLC	E. Shore	10E204 1102 4130 00 000000	Sight Reading program	99.75
					Totals for 73197	99.75
73198	11/21/2023	GROSH BACKDROPS	200834	10E303 1103 4130 00 000001	Madrigal Backdrop	881.26
					Totals for 73198	881.26
73199	11/21/2023	HALLS SERVICE LLC A/	10/31/2023	10E303 2560 3230 84 000000	service call Invoice 28520 28469 28505 28476	2,137.97
73199	11/21/2023	HALLS SERVICE LLC A/	10/31/2023	10E105 2560 3230 84 000000	service call Invoice 28520 28469 28505 28476	260.04
73199	11/21/2023	HALLS SERVICE LLC A/	10/31/2023	10E108 2560 3230 84 000000	service call Invoice 28520 28469 28505 28476	272.50
73199	11/21/2023	HALLS SERVICE LLC A/	28399-2840	10E303 2560 3230 84 000000	Service repair	1,030.37
					Totals for 73199	3,700.88
73200	11/21/2023	HERRIN HIGH SCHOOL	Marion Jr.	10E000 1500 6400 25 000000	Herrin HS - Regional Contest Entry Fee - IDTA Check payable to Herrin Flag Attn: Elisabeth Elliott	100.00
					Totals for 73200	100.00

CHECK NUMBER	CHECK DATE	VENDOR	INVOICE NUMBER	ACCOUNT NUMBER	INVOICE DESCRIPTION	AMOUNT
73201	11/21/2023	HIGHLAND DANCE TEAM	Marion Jr.	10E000 1500 6400 25 000000	Highland Regional Contest Fee - IDTA Check payable to: HHS Dance Team	100.00
					Totals for 73201	100.00
73202	11/21/2023	HILL PRINTING	44780	10E303 1103 4100 00 000000	Accident reports for Athletics and Nurse	184.80
73202	11/21/2023	HILL PRINTING	44671	10E303 1103 4100 00 000000	A Club Cards- we ran out and need to order more	75.00
					Totals for 73202	259.80
73203	11/21/2023	HSG MECHANICAL CONTR	110/31/202	20E000 2542 3190 00 000000	service repairs Invoices 50334 50294 50343	5,326.02
					Totals for 73203	5,326.02
73204	11/21/2023	IHSA	34030	10E303 1500 3120 00 000000	IHSA Class 2A Boys Soccer Regional	171.00
					Totals for 73204	171.00
73205	11/21/2023	ILLINOIS PRINCIPALS	T. Roper	10E108 2410 6400 00 000000	IPA Membership Enrollment - Mr. Roper	368.28
73205	11/21/2023	ILLINOIS PRINCIPALS	J. Fletche	10E108 2410 6400 00 000000	IPA Membership Enrollment	429.00
					Totals for 73205	797.28
73206	11/21/2023	ILMEA STATE OFFICE	84567	10E105 1101 4140 00 000000	AUDITION INVOICE	24.00
					Totals for 73206	24.00
73207	11/21/2023	INFINITE CAMPUS	SRVINV0332	10E000 2225 4100 00 000000	Card Readers to use with Infinite Campus	395.00
					Totals for 73207	395.00
73208	11/21/2023	IPA	K. Burns	10E105 2410 6400 00 000000	IPA MEMBERSHIP ENROLLMENT/BURNS	424.23
					Totals for 73208	424.23
73209	11/21/2023	J W PEPPER	365664659	10E204 1102 4130 00 000000	Accompaniment mp3s for fall concert	57.98
					Totals for 73209	57.98
73210	11/21/2023	JOHN A LOGAN COLLEGE	MAR-2023-3	10E303 1103 3190 00 000002	1 student x 16 days x $25 1 student x 21 days x $25 1 student x 15 days x $25	1,300.00
					Totals for 73210	1,300.00
73211	11/21/2023	JOHNSON CONTROLS	51293193	20E000 2542 3190 00 000000	Fire alarm service	3,066.24
73211	11/21/2023	JOHNSON CONTROLS	51335606	20E000 2542 3190 00 000000	service on fire alarm system MHS	2,861.75
					Totals for 73211	5,927.99
73212	11/21/2023	JW PEPPER & SONS, IN	365716020	10E204 1102 4130 00 000000	Music for Winter Concert	532.57
73212	11/21/2023	JW PEPPER & SONS, IN	365745444	10E303 1103 4130 00 000000	Music for ILMEA	55.39
73212	11/21/2023	JW PEPPER & SONS, IN	365557022-	10E204 1102 4130 00 000000	ILMEA Jazz music invoice 365717894	178.83
					Totals for 73212	766.79
73213	11/21/2023	KB'S OUTDOOR POWER I	47702	20E000 2543 4100 00 000000	maintenance supplies	11.38
					Totals for 73213	11.38
73214	11/21/2023	KEMPER CPA GROUP, LL	1220290	10E000 2520 3170 00 000000	Financial Audit	5,562.50
					Totals for 73214	5,562.50
73215	11/21/2023	KRIHA BOUCEK	5737	80E000 2365 3180 00 000000	Legal Services	228.00
					Totals for 73215	228.00
73216	11/21/2023	KROGER - LOUISVILLE	059984	10E303 1103 4100 00 000000	Food for labs	194.62
73216	11/21/2023	KROGER - LOUISVILLE	002630	10E303 1103 4100 00 000000	Kiddie City Supplies	113.55
73216	11/21/2023	KROGER - LOUISVILLE	003393	10E303 1103 4100 00 000000	Kiddie City Supplies	97.99
73216	11/21/2023	KROGER - LOUISVILLE	009635	10E303 1103 4100 00 000000	Kiddie City Supplies	26.92
73216	11/21/2023	KROGER - LOUISVILLE	003297	10E303 1103 4100 00 000000	Kiddie City Supplies	117.79
73216	11/21/2023	KROGER - LOUISVILLE	069358	10E303 1103 4100 00 000000	Supplies for Parenting class	32.08
73216	11/21/2023	KROGER - LOUISVILLE	011797	10E303 1103 4100 00 000000	Food for labs	105.45

CHECK NUMBER	CHECK DATE	VENDOR	INVOICE NUMBER	ACCOUNT NUMBER	INVOICE DESCRIPTION	AMOUNT
73216	11/21/2023	KROGER - LOUISVILLE	039859	10E303 1103 4100 00 000000	Food for labs	70.96
73216	11/21/2023	KROGER - LOUISVILLE	043477	10E303 1103 4100 00 000000	Food for labs	47.44
73216	11/21/2023	KROGER - LOUISVILLE	021140	10E303 1103 4100 00 000000	Food for labs	103.71
73216	11/21/2023	KROGER - LOUISVILLE	001374	10E303 1103 4100 00 000000	Food for labs	40.91
					Totals for 73216	951.42
73217	11/21/2023	LAB-AIDS	161519	10E303 1103 4100 00 000004	Ag Grant - watershed trays	70.00
					Totals for 73217	70.00
73218	11/21/2023	LAKESHORE LEARNING M	4635981031	10E000 4190 3190 00 000001	FOUNDATION GRANT FOR NICOLE ALLEN KINDERGARTEN	367.60
					Totals for 73218	367.60
73219	11/21/2023	LAMINATION DEPOT	151203	10E109 1101 4100 00 000000	Lamination Film	197.88
					Totals for 73219	197.88
73220	11/21/2023	LIGHTSPEED TECHNOLOG	150816	10E108 1101 4100 00 000000	Redcat with Flexmike for Kerrie Beers and Library	1,177.00
73220	11/21/2023	LIGHTSPEED TECHNOLOG	150816	10E107 2222 4100 00 000000	Redcat with Flexmike for Kerrie Beers and Library	1,211.00
					Totals for 73220	2,388.00
73221	11/21/2023	LINCOLN PRAIRIE BHC	2021-18881	10E303 1103 3190 00 000002	Lincoln Prairie - Education (Adia Lawrence)	150.00
					Totals for 73221	150.00
73222	11/21/2023	LITTLE TRACTOR & EQU	10/31/2023	20E000 2543 4100 00 000000	Maintenance supplies	106.27
					Totals for 73222	106.27
73223	11/21/2023	MAIER'S TIDY BOWL	Statement	10E000 1501 3190 00 000000	GENERAL ATHLETICS - ADAMS SCHOOL PORTA POTTY RENTAL	126.00
73223	11/21/2023	MAIER'S TIDY BOWL	Statement	10E000 1501 3190 00 000000	GENERAL ATHLETICS - ADAMS SCHOOL PORTA POTTY RENTAL	9.45
73223	11/21/2023	MAIER'S TIDY BOWL	Statement	10E000 1501 3190 00 000000	GENERAL ATHLETICS - ADAMS SCHOOL PORTA POTTY RENTAL	-63.00
					Totals for 73223	72.45
73224	11/21/2023	MARION DANCE TEAM	Marion Jr.	10E000 1500 6400 25 000000	Marion Regional Contest Fee - IDTA Check payable to: Marion Dance Team	100.00
					Totals for 73224	100.00
73225	11/21/2023	MCGRAW-HILL EDUCATIO	Multiple I	10E930 1250 4100 30 105000	Wonders consumables and digital licenses for 23-24 school year. One year renewal while K-5 ELA adoption takes place during 23-24 school year.	5,591.83
73225	11/21/2023	MCGRAW-HILL EDUCATIO	Multiple I	10E930 1250 4100 30 107000	Wonders consumables and digital licenses for 23-24 school year. One year renewal while K-5 ELA adoption takes place during 23-24 school year.	4,730.69
73225	11/21/2023	MCGRAW-HILL EDUCATIO	Multiple I	10E930 1250 4100 30 108000	Wonders consumables and digital licenses for 23-24 school year. One year renewal while K-5 ELA adoption takes place during 23-24 school year.	18,118.03
73225	11/21/2023	MCGRAW-HILL EDUCATIO	Multiple I	10E930 1250 4100 30 109000	Wonders consumables and digital licenses for 23-24 school year. One year renewal while K-5 ELA adoption takes place during	4,939.98

CHECK NUMBER	CHECK DATE	VENDOR	INVOICE NUMBER	ACCOUNT NUMBER	INVOICE DESCRIPTION	AMOUNT
					23-24 school year.	
73225	11/21/2023	MCGRAW-HILL EDUCATIO	Multiple I	10E930 1250 4100 30 110000	Wonders consumables and digital licenses for 23-24 school year. One year renewal while K-5 ELA adoption takes place during 23-24 school year.	17,291.95
					Totals for 73225	50,672.48
73226	11/21/2023	MCMASTERS CARR	15980023	20E000 2542 4100 00 000000	maintenance supplies	70.80
73226	11/21/2023	MCMASTERS CARR	16993199	20E000 2542 4100 00 000000	maintenance supplies	107.60
					Totals for 73226	178.40
73227	11/21/2023	MENARDS	Multiple	20E000 2542 4100 00 000000	maintenance supplies Invoices: 57577 57490 57575 56503 57978 58058 58060	504.48
73227	11/21/2023	MENARDS	59007	10E000 2225 4100 00 000000	Tech Office Supplies	5.25
73227	11/21/2023	MENARDS	10292023 S	20E000 2542 4100 00 000000	maintenance supplies	292.48
					Totals for 73227	802.21
73228	11/21/2023	MIDAMERICA BOOKS	0021510	10E105 2222 4300 00 000000	173 nonfiction and fiction books for the 5 elementary libraries.	153.69
73228	11/21/2023	MIDAMERICA BOOKS	0021510	10E107 2222 4300 00 000000	173 nonfiction and fiction books for the 5 elementary libraries.	137.23
73228	11/21/2023	MIDAMERICA BOOKS	0021510	10E108 2222 4300 00 000000	173 nonfiction and fiction books for the 5 elementary libraries.	214.07
73228	11/21/2023	MIDAMERICA BOOKS	0021510	10E109 2222 4300 00 000000	173 nonfiction and fiction books for the 5 elementary libraries.	225.05
73228	11/21/2023	MIDAMERICA BOOKS	0021510	10E110 2222 4300 00 000000	173 nonfiction and fiction books for the 5 elementary libraries.	219.56
73228	11/21/2023	MIDAMERICA BOOKS	0020909	10E000 4190 3190 00 000001	Mrs. Price Foundation Grant	274.45
					Totals for 73228	1,224.05
73229	11/21/2023	MTI	MHS Choir	10E303 1103 4130 00 000002	Musical Rights	5,260.00
					Totals for 73229	5,260.00
73230	11/21/2023	MURRAY STATE UNIVERS	Marion Hig	10E303 1103 4130 00 000000	Murray Quad State Registration	105.00
					Totals for 73230	105.00
73231	11/21/2023	NAPA AUTO PARTS	10312023 S	10E000 2545 4100 10 000000	Auto supplies	43.99
73231	11/21/2023	NAPA AUTO PARTS	10312023 S	20E000 2542 4100 00 000000	Auto supplies	249.46
					Totals for 73231	293.45
73232	11/21/2023	NASCO-FORT ATKINSON	530326	10E935 1250 4100 00 000005	K. SIMMERMAN INSTRUCTIONAL MATERIALS	7.96
					Totals for 73232	7.96
73233	11/21/2023	NEEDHAM, BAILEY	11012023	10R000 1811 0000 00 000001		33.00
					Totals for 73233	33.00
73234	11/21/2023	NOTABLE, INC	227813	10E965 1250 4100 30 000000	Kami - District wide purchase	4,060.80
					Totals for 73234	4,060.80
73235	11/21/2023	O'REILLY	10282023 S	10E303 1103 4100 00 000000	O'Reilly auto part- MHS-auto/supplies	256.87
					Totals for 73235	256.87
73236	11/21/2023	PEPSI MIDAMERICA	10910914	10E000 2520 4100 00 000000	Drinks for Unit Office from Pepsi MidAmerica	182.00
73236	11/21/2023	PEPSI MIDAMERICA	10919620	10E000 2520 4100 00 000000	Pepsi Order - Unit Office Supplies	160.00

CHECK NUMBER	CHECK DATE	VENDOR	INVOICE NUMBER	ACCOUNT NUMBER	INVOICE DESCRIPTION	AMOUNT
					Totals for 73236	342.00
73237	11/21/2023	PEREZ LANDSCAPING SE	Marion Uni	20E000 2543 3190 00 000000	Mulch at Adams school	3,000.00
					Totals for 73237	3,000.00
73238	11/21/2023	PERMA-BOUND	1964680-02	10E107 2222 4100 00 000000	166 books for Jefferson School due to car accident.	136.72
73238	11/21/2023	PERMA-BOUND	1966074-00	10E965 1250 4100 30 000000	Laura Sanders replacement text/switch Eng 1,2, AP Comp, Eng 3, HE 2	7,634.80
73238	11/21/2023	PERMA-BOUND	1966075-00	10E965 1250 4100 30 000000	Odyssey/Crucible Books Laura Sanders	4,774.50
					Totals for 73238	12,546.02
73239	11/21/2023	PRAIRIE FARMS DAIRY	10/31/2023	10E303 2560 4100 84 000000	Food service supplies	6,776.30
73239	11/21/2023	PRAIRIE FARMS DAIRY	10/31/2023	10E204 2560 4100 84 000000	Food service supplies	5,193.57
73239	11/21/2023	PRAIRIE FARMS DAIRY	10/31/2023	10E105 2560 4100 84 000000	Food service supplies	1,860.37
73239	11/21/2023	PRAIRIE FARMS DAIRY	10/31/2023	10E107 2560 4100 84 000000	Food service supplies	1,790.72
73239	11/21/2023	PRAIRIE FARMS DAIRY	10/31/2023	10E108 2560 4100 84 000000	Food service supplies	4,699.29
73239	11/21/2023	PRAIRIE FARMS DAIRY	10/31/2023	10E109 2560 4100 84 000000	Food service supplies	2,573.56
73239	11/21/2023	PRAIRIE FARMS DAIRY	10/31/2023	10E110 2560 4100 84 000000	Food service supplies	3,325.87
					Totals for 73239	26,219.68
73240	11/21/2023	PRD	014376/931	20E000 2542 3190 00 000000	Shred on location	6,633.85
73240	11/21/2023	PRD	4180	20E000 2542 3190 00 000000	Sherd MHS	131.25
73240	11/21/2023	PRD	1295T	20E000 2542 3190 00 000000	Shred on Location 1 Security Bin	50.00
					Totals for 73240	6,815.10
73241	11/21/2023	PRO TEK COMMUNICATIO	12301	10E000 2225 4100 00 000000	High school Field House cable run HUDL camera	300.00
					Totals for 73241	300.00
73242	11/21/2023	PRO TEK COMMUNICATIO	12293	10E000 2225 4100 00 000000	Repair/Replace damaged cameras - Washington Elem	1,150.00
					Totals for 73242	1,150.00
73243	11/21/2023	REALLY GOOD STUFF	8377061	10E960 1250 4100 30 000000	INSTRUCTIONAL MATERIALS REQUEST FOR CINDY MCCARTY 2ND GRADE	137.98
					Totals for 73243	137.98
73244	11/21/2023	RENAISSANCE	INV5304958	10E965 1250 4100 30 000000	AR for Jefferson, Lincoln, Longfellow & Washington	8,361.94
					Totals for 73244	8,361.94
73245	11/21/2023	RESERVE ACCOUNT	09/30/2023	10E303 1103 3400 00 000000	Reserve Account	519.00
73245	11/21/2023	RESERVE ACCOUNT	10312023	10E303 1103 3400 00 000000	MHS Postage	519.00
					Totals for 73245	1,038.00
73246	11/21/2023	ROE #21	1334	10E000 4190 3190 00 000003	Echo/Starquest Tuition	11,620.00
73246	11/21/2023	ROE #21	1294	10E965 1250 3190 30 000000	Elementary Professional Development - Math IAR data analysis provided by ROE 21	500.00
					Totals for 73246	12,120.00
73247	11/21/2023	ROSS CONSTRUCTION, I	2023-8-1	20E000 2542 3190 00 000000	Removal and disposal of 4 doors and installation of 4 new doors	10,052.00
					Totals for 73247	10,052.00
73248	11/21/2023	ROY WALKER COMMUNICA	148776-148	10E109 1101 4100 00 000000	Battery replacement for handheld radio/walkie talkie.	140.00
					Totals for 73248	140.00
73249	11/21/2023	RYDIN DECAL	PS-INV1109	10E303 1103 4100 00 000000	150 come and go passes	475.00
73249	11/21/2023	RYDIN DECAL	PS-INV1087	10E303 1103 4110 00 000000	MHS Parking tags	358.00
					Totals for 73249	833.00
73250	11/21/2023	SAVVAS LEARNING COMP	7028594785	10E303 1103 4200 00 000000	MHS AP Biology Digital	1,478.63

CHECK NUMBER	CHECK DATE	VENDOR	INVOICE NUMBER	ACCOUNT NUMBER	INVOICE DESCRIPTION	AMOUNT
					Licenses Used Credit 21.37 from invoice 6001547986	
					Totals for 73250	1,478.63
73251	11/21/2023	SCHOLASTIC INC	53862164	10E000 4190 3190 00 000001	Books for guided reading groups funded by Marion Unit 2 foundation granted to Lauryn Kadela.	65.10
					Totals for 73251	65.10
73252	11/21/2023	SCHOLASTIC MAGAZINES	M7396744	10E303 2222 4300 00 000000	Scholastic Magazines	659.34
					Totals for 73252	659.34
73253	11/21/2023	SCHOOL FIX CATALOG	537756	10E935 1250 4100 00 000004	INSTRUCTIONAL MATERIALS REQUEST FOR ADRIENNE TRAINOR **PLEASE DELAY SHIPMENT UNTIL AUGUST 1ST	57.01
					Totals for 73253	57.01
73254	11/21/2023	SCHOOL NURSE SUPPLY,	0976752-IN	10E109 2134 4100 00 000000	Bandages for nurse Carrie.	53.00
73254	11/21/2023	SCHOOL NURSE SUPPLY,	0967691-IN	10E204 2134 4100 00 000000	NURSING SUPPLIES REQUESTED BY KOURTNEY MEYER	305.15
73254	11/21/2023	SCHOOL NURSE SUPPLY,	0975908-IN	10E105 2134 4100 00 000000	Nurse suplies	474.89
					Totals for 73254	833.04
73255	11/21/2023	SCHOOL SPECIALTY	3081044248	10E960 1250 4100 30 000000	Approved Instructional Materials for Amber Mitchell for the 23-24 school year	825.00
					Totals for 73255	825.00
73256	11/21/2023	SCHOOL SPECIALTY, LL	2081332621	10E110 1101 4100 00 000000	Magnetic wands	180.23
73256	11/21/2023	SCHOOL SPECIALTY, LL	3081044363	10E110 1101 4100 00 000000	School Speciality	101.20
					Totals for 73256	281.43
73257	11/21/2023	SCHUTT	2775307	10E000 1500 4100 01 000000	FOOTBALL - RECONDITIONING OF PADS AND HELMETS	7,200.00
73257	11/21/2023	SCHUTT	2775307	10E000 1500 4100 01 000000	FOOTBALL - RECONDITIONING OF PADS AND HELMETS	1,033.56
73257	11/21/2023	SCHUTT	2775307	10E000 1500 4100 01 000000	FOOTBALL - RECONDITIONING OF PADS AND HELMETS	86.10
					Totals for 73257	8,319.66
73258	11/21/2023	SECURITY ALARM CORP	194098	20E000 2542 3190 00 000000	Jefferson Service Call	425.00
					Totals for 73258	425.00
73259	11/21/2023	SELECT PHYSICAL THER	846884345	10E000 1500 3190 00 000000	GENERAL ATHLETICS - ATHLETIC TRAINING SERVICES 2023-24 SCHOOL YEAR - INVOICE 1 OF 4	7,000.00
					Totals for 73259	7,000.00
73260	11/21/2023	SHAWNEE HEALTH SERVI	F84910A146	10E000 2560 3190 84 000000	Kitchen sub TB test	15.00
					Totals for 73260	15.00
73261	11/21/2023	SHIVELBINES MUSIC ST	382140	10E204 1102 4140 00 000000	Essential Elements Book 2s	281.50
73261	11/21/2023	SHIVELBINES MUSIC ST	381535	10E204 1102 4140 00 000000	repair of baritone	60.00
					Totals for 73261	341.50
73262	11/21/2023	SKEETER KELL	127507	10E000 1500 4100 01 000000	FOOTBALL - SHOULDER PADS	504.00
73262	11/21/2023	SKEETER KELL	127507	10E000 1500 4100 01 000000	FOOTBALL - SHOULDER PADS	30.00
73262	11/21/2023	SKEETER KELL	127835	10E000 1500 4100 01 000000	FOOTBALL - GIRDLES INVOICE 127835	462.50
					Totals for 73262	996.50
73263	11/21/2023	SKYWARD ACCOUNTING D	Plan # 23-	10E000 2520 3190 00 000002	Change our accounting software from Skyward SMS 2.0 to Skyward Qmlativ	8,965.00
					Totals for 73263	8,965.00
73264	11/21/2023	SOUTHERN ILLINOIS RE	83121-8248	10E000 1446 4100 00 000004	concrete for trades house	2,695.00
					Totals for 73264	2,695.00

CHECK NUMBER	CHECK DATE	VENDOR	INVOICE NUMBER	ACCOUNT NUMBER	INVOICE DESCRIPTION	AMOUNT
73265	11/21/2023	SOUTHERN ILLINOIS WA	71695-7169	20E000 2543 3210 00 000000	Dumpster delivery and removal	765.00
73265	11/21/2023	SOUTHERN ILLINOIS WA	69629-7105	20E000 2543 3210 00 000000	Dumpster delivery and removal	850.00
					Totals for 73265	1,615.00
73266	11/21/2023	SPERANEO, ANDREW	10232023	10R000 1999 0000 00 000000	Refund of Lost Chromebook Charge minus existing fees. A. Speraneo-MHS	265.00
					Totals for 73266	265.00
73267	11/21/2023	STATE ELECTRIC SUPPL	16888982-0	20E000 2542 4100 00 000000	maintenance supplies	200.62
73267	11/21/2023	STATE ELECTRIC SUPPL	16863808-0	20E000 2542 4100 00 000000	Maintenance supplies	119.88
					Totals for 73267	320.50
73268	11/21/2023	STILLWATER MULCH INC	23-1088	20E000 2543 3190 00 000000	Mulch Adams and Jefferson	2,455.00
					Totals for 73268	2,455.00
73269	11/21/2023	SUPPLY SOLUTIONS	10312023 S	20E109 2542 4100 00 000000	maintenance supplies	161.12
					Totals for 73269	161.12
73270	11/21/2023	SWINFORD PUBLICATION	Marion Uni	10E000 2520 4100 00 000000	Renewal of annual subscription	45.00
					Totals for 73270	45.00
73271	11/21/2023	TERMINIX	mulitple 1	20E000 2542 3210 00 000000	pest control Invoice 438783446 439094265 439135887 438792927 438729708	142.20
73271	11/21/2023	TERMINIX	mulitple 1	20E303 2542 3210 00 000000	pest control Invoice 438783446 439094265 439135887 438792927 438729708	99.00
73271	11/21/2023	TERMINIX	mulitple 1	20E107 2542 3210 00 000000	pest control Invoice 438783446 439094265 439135887 438792927 438729708	62.20
73271	11/21/2023	TERMINIX	mulitple 1	20E109 2542 3210 00 000000	pest control Invoice 438783446 439094265 439135887 438792927 438729708	63.30
					Totals for 73271	366.70
73272	11/21/2023	TERRA PRO EXCAVATING	Marion Uni	20E000 2543 3190 00 000000	Repair eroded area at Adams	2,750.00
					Totals for 73272	2,750.00
73273	11/21/2023	THE HOME DEPOT PRO	10272023 S	20E000 2542 4100 00 000000	maintenance supplies	3,164.03
73273	11/21/2023	THE HOME DEPOT PRO	10272023 S	20E303 2542 4100 00 000000	maintenance supplies	1,423.52
73273	11/21/2023	THE HOME DEPOT PRO	10272023 S	20E204 2542 4100 00 000000	maintenance supplies	2,981.13
73273	11/21/2023	THE HOME DEPOT PRO	10272023 S	20E105 2542 4100 00 000000	maintenance supplies	891.80
73273	11/21/2023	THE HOME DEPOT PRO	10272023 S	20E107 2542 4100 00 000000	maintenance supplies	1,028.55
73273	11/21/2023	THE HOME DEPOT PRO	10272023 S	20E108 2542 4100 00 000000	maintenance supplies	1,272.33
73273	11/21/2023	THE HOME DEPOT PRO	10272023 S	20E109 2542 4100 00 000000	maintenance supplies	851.86
73273	11/21/2023	THE HOME DEPOT PRO	10272023 S	20E110 2542 4100 00 000000	maintenance supplies	3,126.40
					Totals for 73273	14,739.62
73274	11/21/2023	THE PRINT SHOP	5284	10E110 1101 4100 00 000000	The Print Shop/Pieces of Learning	75.00
73274	11/21/2023	THE PRINT SHOP	5283	10E110 1101 4100 00 000000	#10 Printed envelopes, plain and window	575.00
					Totals for 73274	650.00
73275	11/21/2023	THE READING LEAGUE	4619	10E960 1250 4100 30 000000	INSTRUCTIONAL MATERIALS REQUEST FOR ASHLEIGH MAZE READING SPECIALIST	27.67
					Totals for 73275	27.67
73276	11/21/2023	TICKETPRINTING.COM	10240904	10E303 1103 4130 00 000001	Madrigal Advertisements	62.39
					Totals for 73276	62.39
73277	11/21/2023	US FOODS	10/31/2023	10E303 2560 4100 84 000000	Food service supplies	6,291.13
73277	11/21/2023	US FOODS	10/31/2023	10E204 2560 4100 84 000000	Food service supplies	6,994.86
73277	11/21/2023	US FOODS	10/31/2023	10E105 2560 4100 84 000000	Food service supplies	1,413.19
73277	11/21/2023	US FOODS	10/31/2023	10E107 2560 4100 84 000000	Food service supplies	5,481.80

CHECK NUMBER	CHECK DATE	VENDOR	INVOICE NUMBER	ACCOUNT NUMBER	INVOICE DESCRIPTION	AMOUNT
73277	11/21/2023	US FOODS	10/31/2023	10E108 2560 4100 84 000000	Food service supplies	1,832.86
73277	11/21/2023	US FOODS	10/31/2023	10E109 2560 4100 84 000000	Food service supplies	4,170.40
73277	11/21/2023	US FOODS	10/31/2023	10E110 2560 4100 84 000000	Food service supplies	4,494.91
					Totals for 73277	30,679.15
73278	11/21/2023	VARSITY SPIRIT FASHI	83901458-8	10E000 1501 4100 00 000000	ADAMS SCHOOL CHEER WARMUPS	896.35
73278	11/21/2023	VARSITY SPIRIT FASHI	83901458-8	10E000 1501 4100 00 000000	ADAMS SCHOOL CHEER WARMUPS	39.00
73278	11/21/2023	VARSITY SPIRIT FASHI	83901458-8	10E000 1501 4100 00 000000	ADAMS SCHOOL CHEER WARMUPS	1,120.00
73278	11/21/2023	VARSITY SPIRIT FASHI	83901458-8	10E000 1501 4100 00 000000	ADAMS SCHOOL CHEER WARMUPS	280.00
73278	11/21/2023	VARSITY SPIRIT FASHI	83901458-8	10E000 1501 4100 00 000000	ADAMS SCHOOL CHEER WARMUPS	380.00
73278	11/21/2023	VARSITY SPIRIT FASHI	83901458-8	10E000 1501 4100 00 000000	ADAMS SCHOOL CHEER WARMUPS	800.00
73278	11/21/2023	VARSITY SPIRIT FASHI	83901458-8	10E000 1501 4100 00 000000	ADAMS SCHOOL CHEER WARMUPS	112.00
73278	11/21/2023	VARSITY SPIRIT FASHI	83901458-8	10E000 1501 4100 00 000000	ADAMS SCHOOL CHEER WARMUPS	28.00
73278	11/21/2023	VARSITY SPIRIT FASHI	83901458-8	10E000 1501 4100 00 000000	ADAMS SCHOOL CHEER WARMUPS	38.00
					Totals for 73278	3,693.35
73279	11/21/2023	VERNELL'S INTERSTATE	58243	40E000 2552 4100 00 000000	Tow for activity bus after accident	550.00
					Totals for 73279	550.00
73280	11/21/2023	VERNIER SOFTWARE & T	5470804	10E303 1103 4100 00 000004	Ag Grant - 2x Vernier ph sensors	234.00
					Totals for 73280	234.00
73281	11/21/2023	WARD'S SCIENCE	881405994	10E965 1250 4100 30 000000	Biology Purple Sea Urchin Pail of 10	240.00
73281	11/21/2023	WARD'S SCIENCE	8814283833	10E303 1103 4100 00 000004	Ag Grant (1pkg. 100mL graduated cylinders, 2x fish mitosis slides, 6x beaker sets) invoice 8814283832	243.32
73281	11/21/2023	WARD'S SCIENCE	Multiple	10E965 1250 4100 30 000000	science Invoices: 8813291659 8813307989 8813326878 8813326878 8813319091 8813632619 8813567889 8813474383 8813812387	2,847.22
					Totals for 73281	3,330.54
73282	11/21/2023	WASHINGTON MUSIC CEN	SI363089	10E204 1102 4140 00 000000	New equipment purchases for 23-24 school year.	1,588.38
73282	11/21/2023	WASHINGTON MUSIC CEN	SI363089	10E204 1102 5440 00 000000	New equipment purchases for 23-24 school year.	12,490.27
					Totals for 73282	14,078.65
73283	11/21/2023	WATERMARK FOR HYNDAI	1444	10E303 1103 3320 00 000000	YALSA Conference - Rental Car	139.90
					Totals for 73283	139.90
73284	11/21/2023	WEBSTAURANTSTORE.COM	91151809	10E303 1103 4130 00 000001	Madrigal Supplies	705.66
					Totals for 73284	705.66
73285	11/21/2023	WIT & WISDOM CREATIV	MHS Track	10E000 1500 4100 05 000000	BOYS TRACK - UNIFORMS - WARM UPS - BOYS TRACK ACTIVITY WILL PAY $2,000 AND DISTRICT PAYS $3,500.	3,500.00
73285	11/21/2023	WIT & WISDOM CREATIV	MHS Track	10E000 1500 4100 05 000000	BOYS TRACK - UNIFORMS - WARM UPS - BOYS TRACK ACTIVITY WILL PAY $2,000 AND DISTRICT PAYS $3,500.	2,000.00
					Totals for 73285	5,500.00
					Totals for checks	703,748.80

F U N D S U M M A R Y

FUND	DESCRIPTION	BALANCE SHEET	REVENUE	EXPENSE	TOTAL
10	EDUCATIONAL FUND	18,775.75	382.60	535,299.56	554,457.91
20	OPERATIONS & MAINTENANCE FUND	804.85	0.00	114,656.28	115,461.13
40	TRANSPORTATION FUND	7.09	0.00	550.00	557.09
60	CAPITAL PROJECTS FUND OR FUND	0.00	0.00	28,272.67	28,272.67
80	TORT IMMUNITY AND JUDGMENT FUN	0.00	0.00	228.00	228.00
90	FIRE PREVENTION AND SAFETY FUN	0.00	0.00	4,772.00	4,772.00
*** Fund Summary Totals ***		19,587.69	382.60	683,778.51	703,748.80

********** End of report **********

CHECK NUMBER	CHECK DATE	VENDOR	ACCOUNT NUMBER	INVOICE DESCRIPTION		AMOUNT
202300110	11/09/2023	COMMON REMITTER	10L000 4810 0000 00 00045	Payroll accrual		209.84
202300110	11/09/2023	COMMON REMITTER	10L000 4810 0000 00 00045	Payroll accrual		4,088.00
202300110	11/09/2023	COMMON REMITTER	10L000 4810 0000 00 00045	Payroll accrual		161.24
					Totals for 202300110	4,459.08
202300111	11/09/2023	ILLINOIS DEPT OF REV	10L000 4810 0000 00 00045	Payroll accrual		41,941.50
202300111	11/09/2023	ILLINOIS DEPT OF REV	20L000 4810 0000 00 00045	Payroll accrual		3,105.96
202300111	11/09/2023	ILLINOIS DEPT OF REV	40L000 4810 0000 00 00045	Payroll accrual		41.62
202300111	11/09/2023	ILLINOIS DEPT OF REV	10L000 4810 0000 00 00045	Payroll accrual		345.00
					Totals for 202300111	45,434.08
202300112	11/09/2023	ILLINOIS MUNICIPAL	10L000 4810 0000 00 00045	Payroll accrual		349.52
202300112	11/09/2023	ILLINOIS MUNICIPAL	20L000 4810 0000 00 00045	Payroll accrual		875.15
202300112	11/09/2023	ILLINOIS MUNICIPAL	10L000 4710 0000 00 00000	Payroll accrual		6,781.57
202300112	11/09/2023	ILLINOIS MUNICIPAL	20L000 4710 0000 00 00000	Payroll accrual		2,889.79
202300112	11/09/2023	ILLINOIS MUNICIPAL	40L000 4710 0000 00 00000	Payroll accrual		42.67
202300112	11/09/2023	ILLINOIS MUNICIPAL	51L000 4710 0000 00 00000	Payroll accrual		19,061.04
					Totals for 202300112	29,999.74
202300113	11/09/2023	INTERNAL REVENUE SER	10L000 4810 0000 00 00045	Payroll accrual		10,501.12
202300113	11/09/2023	INTERNAL REVENUE SER	20L000 4810 0000 00 00045	Payroll accrual		4,254.40
202300113	11/09/2023	INTERNAL REVENUE SER	40L000 4810 0000 00 00045	Payroll accrual		54.78
202300113	11/09/2023	INTERNAL REVENUE SER	10L000 4810 0000 00 00045	Payroll accrual		74,953.71
202300113	11/09/2023	INTERNAL REVENUE SER	20L000 4810 0000 00 00045	Payroll accrual		4,015.36
202300113	11/09/2023	INTERNAL REVENUE SER	40L000 4810 0000 00 00045	Payroll accrual		82.43
202300113	11/09/2023	INTERNAL REVENUE SER	10L000 4810 0000 00 00045	Payroll accrual		12,824.11
202300113	11/09/2023	INTERNAL REVENUE SER	20L000 4810 0000 00 00045	Payroll accrual		994.98
202300113	11/09/2023	INTERNAL REVENUE SER	40L000 4810 0000 00 00045	Payroll accrual		12.81
202300113	11/09/2023	INTERNAL REVENUE SER	10L000 4810 0000 00 00045	Payroll accrual		4,320.25
202300113	11/09/2023	INTERNAL REVENUE SER	20L000 4810 0000 00 00045	Payroll accrual		25.00
202300113	11/09/2023	INTERNAL REVENUE SER	50L000 4710 0000 00 00000	Payroll accrual		14,810.30
202300113	11/09/2023	INTERNAL REVENUE SER	50L000 4710 0000 00 00000	Payroll accrual		13,831.90
					Totals for 202300113	140,681.15
202300114	11/09/2023	TEACHER HEALTH INS S	10L000 4810 0000 00 00045	Payroll accrual		0.48
202300114	11/09/2023	TEACHER HEALTH INS S	10L000 4710 0000 00 00000	Payroll accrual		13,048.83
202300114	11/09/2023	TEACHER HEALTH INS S	10L000 4710 0000 00 00000	Payroll accrual		0.36
					Totals for 202300114	13,049.67
202300115	11/09/2023	TEACHERS RET0058	10L000 4710 0000 00 00000	Payroll accrual		4,825.37
202300115	11/09/2023	TEACHERS RET0058	10L000 4710 0000 00 00000	Payroll accrual		0.31
					Totals for 202300115	4,825.68
202300116	11/09/2023	TEACHERS RETIREMENT	10L000 4810 0000 00 00045	Payroll accrual		4.80
202300116	11/09/2023	TEACHERS RETIREMENT	10L000 4710 0000 00 00000	Payroll accrual		74,801.39
					Totals for 202300116	74,806.19
202300117	11/09/2023	TEACHERS RETIREMT SY	10L000 4710 0000 00 00000	Payroll accrual		6,516.37
202300117	11/09/2023	TEACHERS RETIREMT SY	10L000 4710 0000 00 00000	Payroll accrual		0.00
					Totals for 202300117	6,516.37
202300118	11/09/2023	TRS SSP	10L000 4810 0000 00 00045	Payroll accrual		300.00
202300118	11/09/2023	TRS SSP	10L000 4810 0000 00 00045	Payroll accrual		42.00
202300118	11/09/2023	TRS SSP	10L000 4810 0000 00 00045	Payroll accrual		1,723.75
					Totals for 202300118	2,065.75
202300119	11/09/2023	AFLAC - GROUP POLICY	10L000 4810 0000 00 00045	Payroll accrual		525.96
202300119	11/09/2023	AFLAC - GROUP POLICY	20L000 4810 0000 00 00045	Payroll accrual		62.00
202300119	11/09/2023	AFLAC - GROUP POLICY	10L000 4810 0000 00 00045	Payroll accrual		850.83
202300119	11/09/2023	AFLAC - GROUP POLICY	20L000 4810 0000 00 00045	Payroll accrual		13.88
202300119	11/09/2023	AFLAC - GROUP POLICY	10L000 4810 0000 00 00045	Payroll accrual		141.68
202300119	11/09/2023	AFLAC - GROUP POLICY	20L000 4810 0000 00 00045	Payroll accrual		18.51
202300119	11/09/2023	AFLAC - GROUP POLICY	40L000 4810 0000 00 00045	Payroll accrual		2.02
					Totals for 202300119	1,614.88
202300120	11/09/2023	ILLINOIS DEPT OF REV	10L000 4810 0000 00 00045	Payroll accrual		-27.15

CHECK NUMBER	CHECK DATE	VENDOR	ACCOUNT NUMBER	INVOICE DESCRIPTION	AMOUNT
				Totals for 202300120	-27.15
202300121	11/09/2023	INTERNAL REVENUE SER	10L000 4810 0000 00 00045	Payroll accrual	-34.00
202300121	11/09/2023	INTERNAL REVENUE SER	10L000 4810 0000 00 00045	Payroll accrual	0.00
202300121	11/09/2023	INTERNAL REVENUE SER	10L000 4810 0000 00 00045	Payroll accrual	-7.95
202300121	11/09/2023	INTERNAL REVENUE SER	50L000 4710 0000 00 00000	Payroll accrual	-34.00
202300121	11/09/2023	INTERNAL REVENUE SER	50L000 4710 0000 00 00000	Payroll accrual	-7.95
202300121	11/09/2023	INTERNAL REVENUE SER	10L000 4810 0000 00 00045	Payroll accrual	34.00
202300121	11/09/2023	INTERNAL REVENUE SER	10L000 4810 0000 00 00045	Payroll accrual	0.00
202300121	11/09/2023	INTERNAL REVENUE SER	10L000 4810 0000 00 00045	Payroll accrual	7.95
202300121	11/09/2023	INTERNAL REVENUE SER	50L000 4710 0000 00 00000	Payroll accrual	34.00
202300121	11/09/2023	INTERNAL REVENUE SER	50L000 4710 0000 00 00000	Payroll accrual	7.95
				Totals for 202300121	0.00
202300122	11/09/2023	ILLINOIS DEPT OF REV	10L000 4810 0000 00 00045	Payroll accrual	27.15
				Totals for 202300122	27.15
202300123	11/21/2023	CITY OF MARION WATER	20E000 2542 3700 00 00001	District Water	34.25
202300123	11/21/2023	CITY OF MARION WATER	20E000 2542 3700 00 00001	District Water	66.98
202300123	11/21/2023	CITY OF MARION WATER	20E303 2542 3700 00 00000	District Water	1,239.43
202300123	11/21/2023	CITY OF MARION WATER	20E204 2542 3700 00 00000	District Water	1,244.71
202300123	11/21/2023	CITY OF MARION WATER	20E107 2542 3700 00 00000	District Water	1,320.14
202300123	11/21/2023	CITY OF MARION WATER	20E108 2542 3700 00 00000	District Water	540.80
202300123	11/21/2023	CITY OF MARION WATER	20E109 2542 3700 00 00000	District Water	671.43
202300123	11/21/2023	CITY OF MARION WATER	20E110 2542 3700 00 00000	District Water	834.84
				Totals for 202300123	5,952.58
202300124	11/21/2023	SOUTHEASTERN ILLINOI	20E000 2542 4660 00 00001	Adams/Complex Electric	423.20
202300124	11/21/2023	SOUTHEASTERN ILLINOI	20E105 2542 4660 00 00000	Adams/Complex Electric	7,394.10
				Totals for 202300124	7,817.30
				Totals for checks	337,222.47

F U N D S U M M A R Y

FUND	DESCRIPTION	BALANCE SHEET	REVENUE	EXPENSE	TOTAL
10	EDUCATIONAL FUND	259,257.99	0.00	0.00	259,257.99
20	OPERATIONS & MAINTENANCE FUND	16,255.03	0.00	13,769.88	30,024.91
40	TRANSPORTATION FUND	236.33	0.00	0.00	236.33
50	SOCIAL SECURITY/MEDICARE	28,642.20	0.00	0.00	28,642.20
51	ILLINOIS MUNICIPAL RETIREMENT	19,061.04	0.00	0.00	19,061.04
*** Fund Summary Totals ***		323,452.59	0.00	13,769.88	337,222.47

********** End of report **********

CHECK NUMBER	CHECK DATE	VENDOR	ACCOUNT NUMBER	INVOICE DESCRIPTION	AMOUNT
232400068	11/07/2023	HOMEFIELD ENERGY	20E000 2542 4660 00 00001	District Electric	1,135.41
232400068	11/07/2023	HOMEFIELD ENERGY	20E107 2542 4660 00 00000	District Electric	7,014.44
232400068	11/07/2023	HOMEFIELD ENERGY	20E108 2542 4660 00 00000	District Electric	8,400.70
232400068	11/07/2023	HOMEFIELD ENERGY	20E109 2542 4660 00 00000	District Electric	4,713.96
232400068	11/07/2023	HOMEFIELD ENERGY	20E110 2542 4660 00 00000	District Electric	9,133.32
232400068	11/07/2023	HOMEFIELD ENERGY	20E204 2542 4660 00 00000	District Electric	15,063.04
232400068	11/07/2023	HOMEFIELD ENERGY	20E303 2542 4660 00 00000	District Electric	48,678.98
				Totals for 232400068	94,139.85
232400069	11/07/2023	WILLIAMSON COUNTY ED	10E000 4120 3190 12 00000	Private Facility	15,736.88
				Totals for 232400069	15,736.88
232400070	11/09/2023	MARION CUSD #2 HEALT	10L000 4810 0000 00 00045	Payroll accrual	6,792.67
232400070	11/09/2023	MARION CUSD #2 HEALT	20L000 4810 0000 00 00045	Payroll accrual	234.23
232400070	11/09/2023	MARION CUSD #2 HEALT	10L000 4810 0000 00 00045	Payroll accrual	3,564.42
232400070	11/09/2023	MARION CUSD #2 HEALT	20L000 4810 0000 00 00045	Payroll accrual	835.41
232400070	11/09/2023	MARION CUSD #2 HEALT	40L000 4810 0000 00 00045	Payroll accrual	55.69
232400070	11/09/2023	MARION CUSD #2 HEALT	10L000 4810 0000 00 00045	Payroll accrual	442.72
232400070	11/09/2023	MARION CUSD #2 HEALT	10L000 4810 0000 00 00045	Payroll accrual	218.86
232400070	11/09/2023	MARION CUSD #2 HEALT	10L000 4810 0000 00 00045	Payroll accrual	20,926.08
232400070	11/09/2023	MARION CUSD #2 HEALT	20L000 4810 0000 00 00045	Payroll accrual	996.48
232400070	11/09/2023	MARION CUSD #2 HEALT	10L000 4810 0000 00 00045	Payroll accrual	9,369.88
232400070	11/09/2023	MARION CUSD #2 HEALT	20L000 4810 0000 00 00045	Payroll accrual	1,266.20
232400070	11/09/2023	MARION CUSD #2 HEALT	10L000 4810 0000 00 00045	Payroll accrual	1,113.87
232400070	11/09/2023	MARION CUSD #2 HEALT	10L000 4810 0000 00 00045	Payroll accrual	843.95
232400070	11/09/2023	MARION CUSD #2 HEALT	10L000 4810 0000 00 00045	Payroll accrual	442.88
232400070	11/09/2023	MARION CUSD #2 HEALT	10L000 4810 0000 00 00045	Payroll accrual	73.79
232400070	11/09/2023	MARION CUSD #2 HEALT	10L000 4710 0000 00 00000	Payroll accrual	20,378.30
232400070	11/09/2023	MARION CUSD #2 HEALT	20L000 4710 0000 00 00000	Payroll accrual	702.70
232400070	11/09/2023	MARION CUSD #2 HEALT	10L000 4710 0000 00 00000	Payroll accrual	11,528.52
232400070	11/09/2023	MARION CUSD #2 HEALT	20L000 4710 0000 00 00000	Payroll accrual	2,506.20
232400070	11/09/2023	MARION CUSD #2 HEALT	40L000 4710 0000 00 00000	Payroll accrual	167.08
232400070	11/09/2023	MARION CUSD #2 HEALT	10L000 4710 0000 00 00000	Payroll accrual	3,214.32
232400070	11/09/2023	MARION CUSD #2 HEALT	10L000 4710 0000 00 00000	Payroll accrual	656.58
232400070	11/09/2023	MARION CUSD #2 HEALT	10L000 4710 0000 00 00000	Payroll accrual	61,781.76
232400070	11/09/2023	MARION CUSD #2 HEALT	20L000 4710 0000 00 00000	Payroll accrual	2,989.44
232400070	11/09/2023	MARION CUSD #2 HEALT	10L000 4710 0000 00 00000	Payroll accrual	28,453.32
232400070	11/09/2023	MARION CUSD #2 HEALT	20L000 4710 0000 00 00000	Payroll accrual	3,798.60
232400070	11/09/2023	MARION CUSD #2 HEALT	10L000 4710 0000 00 00000	Payroll accrual	3,341.61
232400070	11/09/2023	MARION CUSD #2 HEALT	10L000 4710 0000 00 00000	Payroll accrual	2,532.43
232400070	11/09/2023	MARION CUSD #2 HEALT	10L000 4710 0000 00 00000	Payroll accrual	1,328.64
232400070	11/09/2023	MARION CUSD #2 HEALT	10L000 4710 0000 00 00000	Payroll accrual	535.72
				Totals for 232400070	191,092.35
232400071	11/21/2023	ADAMS ATHLETIC IMPRE	10E000 1501 3190 00 00000	OCTOBER REIMBURSEMENT	129.91
				Totals for 232400071	129.91
232400072	11/21/2023	BENSON, ASHLEIGH	10E110 2410 3320 00 00000	10/15/2023-10/17/2023 Mileage to and from Peoria, Illinois for IPA Conference.	204.80
				Totals for 232400072	204.80
232400073	11/21/2023	CHILDERS, JAMES	10E204 1102 6400 00 00000	10/16/2023 I paid the ILMEA audition fees for choir and band with my credit card.	320.00
				Totals for 232400073	320.00
232400074	11/21/2023	CORZINE, JESSICA	10E107 2410 3320 00 00000	10/15/2023-10/17/2023 Hotel expenses for IPA conference in Peoria.	457.70
				Totals for 232400074	457.70
232400075	11/21/2023	DAHMER, CONNIE	10E105 1101 3320 00 00000	7/24/2023-9/29/2023 Mileage to	132.80

CHECK NUMBER	CHECK DATE	VENDOR	ACCOUNT NUMBER	INVOICE DESCRIPTION	AMOUNT
				and from Creal Springs Post Office and to the Unit Office	
232400075	11/21/2023	DAHMER, CONNIE	10E105 1101 4100 00 00000	ART SUPPLIES	18.72
				Totals for 232400075	151.52
232400076	11/21/2023	DISNEY, RACHEL	10E109 1101 3320 00 00000	10/2/2023-10/31/2023 Travel mileage for Lincoln/Longfellow	70.74
				Totals for 232400076	70.74
232400077	11/21/2023	FOWLER, DEWAYNE	10E303 1103 4100 00 00000	10/10/2023-10/19/2023 personal credit card purchase to replace broken shifter assembly in donated classic car for homecoming parade.	278.11
				Totals for 232400077	278.11
232400078	11/21/2023	ILL CENTRAL SCHOOL B	40E000 2550 3300 00 00000	Transportation	8,903.64
232400078	11/21/2023	ILL CENTRAL SCHOOL B	40E000 2552 3310 00 00000	Transportation	6,333.60
232400078	11/21/2023	ILL CENTRAL SCHOOL B	40E000 2552 3310 00 00000	Transportation	11,907.38
232400078	11/21/2023	ILL CENTRAL SCHOOL B	40E000 2552 3310 00 00000	Transportation	7,049.58
232400078	11/21/2023	ILL CENTRAL SCHOOL B	40E000 2552 3310 00 00000	Transportation	125,989.20
232400078	11/21/2023	ILL CENTRAL SCHOOL B	40E000 2550 3330 00 00000	Transportation	1,538.42
232400078	11/21/2023	ILL CENTRAL SCHOOL B	40E000 2550 3320 00 00000	Transportation	10,109.29
232400078	11/21/2023	ILL CENTRAL SCHOOL B	40E000 2550 3310 00 00000	Transportation	1,605.38
232400078	11/21/2023	ILL CENTRAL SCHOOL B	40E000 2550 3340 00 00000	Transportation	1,422.00
				Totals for 232400078	174,858.49
232400079	11/21/2023	INTEGRATED SYSTEMS C	10E000 2520 3190 00 00000	Skyward Host Service December 23-November 24	8,339.76
				Totals for 232400079	8,339.76
232400080	11/21/2023	JAMES, LESTER	10E000 1446 4100 00 00000	9/27/2023 reimburse for rebar and culvert for Trades house	671.70
232400080	11/21/2023	JAMES, LESTER	10E000 1446 4100 00 00000	10/25/2023 reimburse for straw bought for building trades house seeding	199.75
232400080	11/21/2023	JAMES, LESTER	10E000 1446 4100 00 00000	8/29/2022-5/15/2023 mileage reimbursement 22-23 school year	684.45
				Totals for 232400080	1,555.90
232400081	11/21/2023	KASSIM, LEILA	10E303 1103 4100 00 00000	10/10/2023 Lab materials for Earth Science	82.43
				Totals for 232400081	82.43
232400082	11/21/2023	KRAUS, MICHAEL	10E000 1500 3320 34 00000	10/10/2023 Mileage for Girls Golf @ Decatur	158.00
				Totals for 232400082	158.00
232400084	11/21/2023	MORTHLAND, JILL	10E110 1101 3320 00 00000	10/3/2023 I used my personal credit card to cover cab fare for a mother to pick up her student from Lincoln and bring her home.	17.00
232400084	11/21/2023	MORTHLAND, JILL	10E110 1101 3320 00 00000	8/9/2023-8/31/2023 August 2023 Mileage	93.39
232400084	11/21/2023	MORTHLAND, JILL	10E000 1251 4100 00 00000	11/3/2023 Liaison made a MV purchase at walmart for 1818.42. The card was declined. Liaison used the walmart card for two partial purchases of 1000.00 and 500.00 respectively. The final amount of 318.42 was declined. Liaison placed this amount on her personal debit card.	318.42
				Totals for 232400084	428.81
232400085	11/21/2023	NINNESS, JENNIFER	10E110 1101 4100 00 00000	10/19/2023 Toner cartridge for	126.99

CHECK NUMBER	CHECK DATE	VENDOR	ACCOUNT NUMBER	INVOICE DESCRIPTION	AMOUNT
				office printer	
				Totals for 232400085	126.99
232400086	11/21/2023	PIERCE, KRISTI	10E204 1102 3320 00 00000	11/7/2023 Hotel for IETC conference	433.20
				Totals for 232400086	433.20
232400087	11/21/2023	PULLEY, HEATHER	10E303 1103 4100 00 00000	Ag Grant - Gimkit Pro Subscription	59.88
				Totals for 232400087	59.88
232400088	11/21/2023	SCHULMEISTER, DEAN	10E000 1500 3320 00 00000	9/29/2023 Mileage for pulling football truck in personal vehicle	55.20
232400088	11/21/2023	SCHULMEISTER, DEAN	10E000 1500 3320 00 00000	10/20/2023 Football trailer to Mattoon	113.60
				Totals for 232400088	168.80
232400089	11/21/2023	STANLEY, JERRY	10E000 2225 3320 00 00000	IASB/Triple I Conference Meal Advance	84.00
				Totals for 232400089	84.00
232400090	11/21/2023	WALLACE, MARK	10E303 1103 4100 00 00000	10/13/2023 Robotics Reimbursement $2,155.06	2,100.29
				Totals for 232400090	2,100.29
232400091	11/21/2023	WALSTON, DANIELLE	10E000 2134 3320 00 00000	11/1/2023 Hearing and Vision Training-Chicago Uber and food	60.81
232400091	11/21/2023	WALSTON, DANIELLE	10E000 2134 3320 00 00000	11/1/2023 Hearing and Vision Training-Chicago Uber and food	31.06
				Totals for 232400091	91.87
232400092	11/21/2023	WATTS, LINDSAY	10E000 2210 3320 00 00000	10/19/2023 Travel to Peoria for IPA Conference	204.00
				Totals for 232400092	204.00
232400093	11/21/2023	WEISENSTEIN, ALYSSA	10E303 1103 3320 00 00000	9/28/2023-10/1/2023 Attend for ISTA Conference	447.37
232400093	11/21/2023	WEISENSTEIN, ALYSSA	10E303 1103 3320 00 00000	9/28/2023-10/1/2023 Attend for ISTA Conference	330.78
232400093	11/21/2023	WEISENSTEIN, ALYSSA	10E303 1103 3320 00 00000	9/28/2023-10/1/2023 Attend for ISTA Conference	54.61
				Totals for 232400093	832.76
232400094	11/21/2023	WILSON, MALLORY	10E109 2410 3320 00 00000	10/15/2023-10/17/2023 Mileage to/from IPA Conference in Peoria, IL	205.60
				Totals for 232400094	205.60
232400095	11/21/2023	YOUNG, KERRI	10E110 1101 3320 00 00000	11/1/2023-11/3/2023 IETC Conference Expenses	247.59
232400095	11/21/2023	YOUNG, KERRI	10E110 1101 3320 00 00000	11/1/2023-11/3/2023 IETC Conference Expenses	259.92
232400095	11/21/2023	YOUNG, KERRI	10E110 1101 3320 00 00000	11/1/2023-11/3/2023 IETC Conference Expenses	275.00
232400095	11/21/2023	YOUNG, KERRI	10E110 1101 3320 00 00000	11/1/2023-11/3/2023 IETC Conference Expenses	43.45
				Totals for 232400095	825.96
				Totals for checks	493,138.60

F U N D S U M M A R Y

FUND	DESCRIPTION	BALANCE SHEET	REVENUE	EXPENSE	TOTAL
10	EDUCATIONAL FUND	177,540.32	0.00	33,047.91	210,588.23
20	OPERATIONS & MAINTENANCE FUND	13,329.26	0.00	94,139.85	107,469.11
40	TRANSPORTATION FUND	222.77	0.00	174,858.49	175,081.26
*** Fund Summary Totals ***		191,092.35	0.00	302,046.25	493,138.60

********** End of report **********

------TREASURER'S REPORT------
October 31, 2023

FUND	BEGINNING CASH BALANCE 10/1/2023	RECEIPTS	DISBURSEMENTS	CURRENT CHECKING 10/31/2023
EDUCATION FUND (10)	4,748,341.54	1,803,876.19	3,498,353.98	3,053,863.75
OPERATION & MAINTENANCE FUND (20)	277,099.09	210,671.11	459,978.07	27,792.13
TRANSPORTATION FUND (40)	1,596,429.48	155,908.99	208,150.47	1,544,188.00
TOTAL OPERATING FUND BALANCE	**6,621,870.11**	**2,170,456.29**	**4,166,482.52**	**4,625,843.88**
LEASE FUND (21)	22,168.90	46.54	8,800.00	13,415.44
DEBT SERVICE FUND (30)	2,916.36	64.32	0.00	2,980.68
SOCIAL SECURITY FUND (50)	196,088.05	469.07	55,232.12	141,325.00
IL MUNICIPAL RETIREMENT FUND (51)	434,214.77	66,806.42	35,777.70	465,243.49
CAPITAL PROJECT FUND (60)	2,607,650.54	322,754.26	194,352.33	2,736,052.47
WORKING CASH (70)	9,130.79	29.03	0.00	9,159.82
TORT FUND (80)	217,154.42	619.14	28,958.00	188,815.56
FIRE PREVENTION & SAFETY FUND (90)	661,265.91	1,947.40	51,215.80	611,997.51
TOTALS	**10,772,459.85**	**2,563,192.47**	**4,540,818.47**	**8,794,833.85**

SIGNED: Kimberly Watson, CFO, CSBO

Date: 11-3-2023

FDTLOC FUNC OBJ	Account Level Description	2023-24 Original Budget	October 2023-24 Monthly Activity	2023-24 FYTD Activity	2023-24 Available Funds	2022-23 FY Activity	2023-24 FYTD %
10	EDUCATIONAL FUND						
		40,894,179.00	1,803,876.19	6,267,554.05	34,626,624.95	39,208,445.48	15.33
20	OPERATIONS & MAINTENANCE FUND						
		7,145,000.00	210,671.11	242,352.90	6,902,647.10	10,837,961.45	3.39
21	O&M LEASE						
		53,900.00	46.54	272.80	53,627.20	54,266.25	0.51
30	DEBT SERVICE FUND OR FUND GROU						
		2,707,321.00	64.32	23,705.38	2,683,615.62	2,673,082.09	0.88
40	TRANSPORTATION FUND						
		2,182,719.00	155,908.99	306,173.98	1,876,545.02	2,123,635.28	14.03
50	SOCIAL SECURITY/MEDICARE						
		691,000.00	469.07	2,459.98	688,540.02	672,501.47	0.36
51	ILLINOIS MUNICIPAL RETIREMENT						
		610,000.00	66,806.42	70,370.34	539,629.66	733,189.31	11.54
60	CAPITAL PROJECTS FUND OR FUND						
		3,380,000.00	322,754.26	987,262.41	2,392,737.59	3,737,769.98	29.21

FDTLOC FUNC OBJ	Account Level Description	2023-24 Original Budget	October 2023-24 Monthly Activity	2023-24 FYTD Activity	2023-24 Available Funds	2022-23 FY Activity	2023-24 FYTD %
70	WORKING CASH FUND						
		825.00	29.03	96.49	728.51	964.04	11.70
80	TORT IMMUNITY AND JUDGMENT FUN						
		755,400.00	619.14	2,388.92	753,011.08	765,042.32	0.32
90	FIRE PREVENTION AND SAFETY FUN						
		254,000.00	1,947.40	6,885.09	247,114.91	256,953.42	2.71
Grand Revenue T		58,674,344.00	2,563,192.47	7,909,522.34	50,764,821.66	61,063,811.09	13.48

Number of Accounts: 143

********** End of report **********

FDTLOC FUNC OBJ	Account Level Description	2023-24 Original Budget	October 2023-24 Monthly Activity	2023-24 FYTD Activity	2023-24 Available Funds	Encumbered Amount	2022-23 FY Activity	2023-24 FYTD %
10	EDUCATIONAL FUND							
		40,627,608.00	3,498,233.42	12,375,723.65	27,507,257.73	574,575.75	37,475,849.33	30.46
20	OPERATIONS & MAINTENANCE FUND							
		7,124,600.00	459,978.07	3,349,864.23	3,586,396.68	154,735.90	10,436,846.68	47.02
21	O&M LEASE							
		52,800.00	8,800.00	22,000.00	30,800.00	0.00	52,800.00	41.67
30	DEBT SERVICE FUND OR FUND GROU							
		2,706,821.00	0.00	23,565.75	1,000,605.25	0.00	2,672,801.50	0.87
40	TRANSPORTATION FUND							
		2,068,839.00	208,150.47	394,610.66	1,674,228.34	0.00	1,711,636.64	19.07
50	SOCIAL SECURITY/MEDICARE							
		690,780.00	55,232.12	196,636.61	494,143.39	0.00	604,955.01	28.47
51	ILLINOIS MUNICIPAL RETIREMENT							
		621,170.00	35,777.70	120,511.12	500,658.88	0.00	483,319.01	19.40
60	CAPITAL PROJECTS FUND OR FUND							
		4,181,996.00	194,352.33	2,180,862.03	1,979,919.97	21,214.00	1,446,279.38	52.15

FDTLOC FUNC OBJ	Account Level Description	2023-24 Original Budget	October 2023-24 Monthly Activity	2023-24 FYTD Activity	2023-24 Available Funds	Encumbered Amount	2022-23 FY Activity	2023-24 FYTD %
70	WORKING CASH FUND							
		0.00	0.00	0.00	0.00	0.00	0.00	0.00
80	TORT IMMUNITY AND JUDGMENT FUN							
		686,000.00	28,958.00	196,353.18	489,418.82	0.00	632,937.57	28.62
90	FIRE PREVENTION AND SAFETY FUN							
		20,000.00	51,215.80	51,215.80	-82,431.60	51,215.80	0.00	256.08
Grand Expense T		58,780,614.00	4,540,697.91	18,911,343.03	37,180,997.46	801,741.45	55,517,425.12	32.17

Number of Accounts: 2186

********** End of report **********

FDTLOC FUNC OBJ SJ SOURCE	Account Level Description	2023-24 Original Budget	October 2023-24 Monthly Activity	2023-24 FYTD Activity	2023-24 Available Funds	2022-23 FY Activity	2023-24 FYTD %
10	EDUCATIONAL FUND						
1000	RECEIPTS/REVENUE FROM LOCAL SO						
10R000 1110 0000 00 000000	PROPERTY TAXES	18,800,000.00	674.55	5,247.41	18,794,752.59	17,069,197.22	0.03
10R000 1140 0000 00 000000	PROPERTY TAXES - SPECIAL ED	12,000.00	0.00	0.00	12,000.00	11,626.69	0.00
10R000 1210 0000 00 000000	TAXES: MOBILE HOME	31,000.00	0.00	0.00	31,000.00	31,848.20	0.00
10R000 1220 0000 00 000000	TAXES: MARION HOUSING	40,000.00	0.00	0.00	40,000.00	42,627.86	0.00
10R000 1230 0000 00 000000	TAXES: CORP PER PROP REP	646,000.00	23,419.74	441,503.16	204,496.84	1,421,597.77	68.34
10R000 1290 0000 00 000000	TAXES: REFUGE PILOT	27,000.00	0.00	0.00	27,000.00	26,473.98	0.00
10R000 1311 0000 00 000000	Per Capita Tuition Charge	0.00	0.00	0.00	0.00	0.00	0.00
10R000 1510 0000 00 000000	INTEREST: INVESTMENTS	120,000.00	9,691.48	55,572.53	64,427.47	114,340.35	46.31
10R000 1510 0000 00 000001	INTEREST ON CD INVESTMENTS	120,000.00	11,651.07	45,967.27	74,032.73	65,565.50	38.31
10R000 1510 0000 00 000002	Interest on Saving Account	0.00	0.00	2.68	-2.68	0.00	0.00
10R000 1611 0000 84 000003	HS: FOODSERVICE REVENUE	62,000.00	10,941.98	33,310.17	28,689.83	62,583.82	53.73
10R000 1611 0000 84 000004	JH: FOOD SERVICE REVENUE	70,000.00	7,881.60	25,507.56	44,492.44	70,013.23	36.44
10R000 1611 0000 84 000005	ADAMS: FOODSERVICE REVENUE	20,000.00	2,060.52	6,968.42	13,031.58	19,695.01	34.84
10R000 1611 0000 84 000007	JEFFERSON: FOODSERVICE REVENUE	21,000.00	2,293.25	6,368.70	14,631.30	21,702.15	30.33
10R000 1611 0000 84 000008	LINCOLN: FOODSERVICE REVENUE	45,000.00	6,232.70	16,571.42	28,428.58	45,201.87	36.83
10R000 1611 0000 84 000009	LONGFELLOW: FOODSERVICE REVENU	15,000.00	1,821.64	5,580.24	9,419.76	12,780.79	37.20
10R000 1611 0000 84 000010	WASHINGTON: FOODSERVICE REVENU	42,000.00	4,519.28	14,992.75	27,007.25	41,983.56	35.70
10R000 1690 0000 84 000000	OTHER LUNCH PROGRAM	0.00	0.00	0.00	0.00	0.00	0.00
10R000 1690 0000 84 000004	FOODSERVICE REIMBURSEMENT	1,000.00	0.00	0.00	1,000.00	1,398.32	0.00
10R000 1690 0000 84 000005	FOODSERVICE GRANTS	0.00	0.00	0.00	0.00	0.00	0.00
10R000 1690 0000 84 000006	FOODSERVICE INSURANCE CLAIM	0.00	0.00	0.00	0.00	0.00	0.00
10R000 1711 0000 00 000001	ADAMS ATHLETIC ADMISSIONS	10,000.00	342.00	3,147.00	6,853.00	10,479.00	31.47
10R000 1711 0000 00 000004	ATHL EVENTS,IHSA-JR INV.	7,000.00	0.00	1,171.40	5,828.60	4,598.00	16.73
10R000 1711 0000 00 000005	ATHLETIC DONATIONS	1,000.00	0.00	0.00	1,000.00	0.00	0.00
10R000 1711 0000 01 000000	HS FOOTBALL ADMISSION	33,000.00	10,503.00	22,316.00	10,684.00	36,620.50	67.62
10R000 1711 0000 04 000000	HS SOCCER ADMISSIONS	4,000.00	1,717.00	2,330.00	1,670.00	5,028.00	58.25
10R000 1711 0000 06 000000	HS WRESTLING ADMISSIONS	2,000.00	0.00	0.00	2,000.00	2,602.00	0.00
10R000 1711 0000 11 000000	HS VOLLEYBALL ADMISSIONS	4,500.00	0.00	1,338.00	3,162.00	4,618.00	29.73
10R000 1711 0000 15 000000	HS BOYS BASKETBALL ADMISSIONS	25,000.00	1,135.00	9,920.00	15,080.00	26,840.75	39.68
10R000 1711 0000 20 000000	JH BOYS BASKETBALL ADMISSIONS	7,000.00	0.00	0.00	7,000.00	6,484.95	0.00
10R000 1711 0000 23 000000	JH VOLLEYBALL ADMISSIONS	2,500.00	1,736.00	1,736.00	764.00	2,928.00	69.44
10R000 1711 0000 31 000000	HS GIRLS BASKETBALL ADMISSIONS	7,000.00	0.00	0.00	7,000.00	8,824.00	0.00
10R000 1711 0000 40 000000	JH GIRLS BASKETBALL ADMISSIONS	3,000.00	0.00	0.00	3,000.00	2,737.00	0.00
10R000 1790 0000 00 000003	STUDENT YEARBOOK: HS	5,000.00	1,288.00	1,408.00	3,592.00	7,175.00	28.16
10R000 1790 0000 00 000005	Adams Yearbook	0.00	0.00	0.00	0.00	430.00	0.00
10R000 1790 0000 00 000008	Lincoln Yearbook	0.00	0.00	0.00	0.00	988.00	0.00
10R000 1811 0000 00 000001	TEXTBOOK RENTAL: E	35,000.00	847.92	25,346.92	9,653.08	20,238.62	72.42

FDTLOC FUNC OBJ SJ SOURCE	Account Level Description	2023-24 Original Budget	October 2023-24 Monthly Activity	2023-24 FYTD Activity	2023-24 Available Funds	2022-23 FY Activity	2023-24 FYTD %
10	EDUCATIONAL FUND						
1000	RECEIPTS/REVENUE FROM LOCAL SO						
10R000 1811 0000 00 000002	TEXTBOOK RENTAL: JH	15,000.00	167.69	15,499.69	-499.69	9,874.39	103.33
10R000 1811 0000 00 000003	TEXTBOOK RENTAL: HS	30,000.00	256.16	28,209.67	1,790.33	22,945.97	94.03
10R000 1812 0000 00 000003	TEXTBOOK RENT: SUMMER SC	0.00	0.00	0.00	0.00	100.00	0.00
10R000 1920 0000 00 000000	CONTRIB -DONATION	20,000.00	128.00	478.00	19,522.00	57,230.00	2.39
10R000 1920 0000 02 000000	DONATIONS - FOUNDATION GRANT	0.00	0.00	0.00	0.00	0.00	0.00
10R000 1950 0000 00 000000	REFUND OF PRIOR YEAR EXPENDITU	0.00	0.00	0.00	0.00	0.00	0.00
10R000 1950 0000 12 000000	WCSED: Refund	0.00	0.00	0.00	0.00	0.00	0.00
10R000 1970 0000 00 000000	DR.ED BTW FEES	8,000.00	1,396.70	1,956.70	6,043.30	6,960.00	24.46
10R000 1992 0000 00 000000	SALE OF VOCATIONAL PROJECTS	0.00	0.00	0.00	0.00	186,321.83	0.00
10R000 1993 0000 00 000000	RESALE ITEMS,LOCKS,SHOP	5,000.00	19.23	2,063.23	2,936.77	2,713.00	41.26
10R000 1993 0000 00 000001	HS PARKING FEES	5,000.00	150.00	1,080.00	3,920.00	2,412.45	21.60
10R000 1999 0000 00 000000	OTHER	45,000.00	1,785.56	8,482.20	36,517.80	69,766.32	18.85
10R000 1999 0000 00 000001	FOUNDATION GRANTS	10,000.00	0.00	0.00	10,000.00	86,917.98	0.00
10R000 1999 0000 00 000003	AFTER SCHOOL PROGRAMS	85,000.00	11,294.44	31,085.46	53,914.54	98,330.26	36.57
10R000 1999 0000 00 000005	Chromebook Insurance	0.00	436.47	33,631.51	-33,631.51	40,915.94	0.00
10R000 1999 0000 00 000006	AROTC REVENUE	52,000.00	5,432.96	8,129.93	43,870.07	52,492.91	15.63
10R000 1999 0000 00 000007	TRAUMA INFORMED GRANT FROM ROE	0.00	0.00	0.00	0.00	5,000.00	0.00
10R000 1999 0000 00 000303	MHS Class Fee	0.00	5.00	345.00	-345.00	0.00	0.00
10R000 1999 0000 02 000000	SETTLEMENT	0.00	0.00	0.00	0.00	173.00	0.00
10R000 1999 0000 05 000000	E-RATE REFUND	134,400.00	0.00	129,044.00	5,356.00	134,400.00	96.01
10R000 1999 0000 70 000000	Madigral Revenue	6,000.00	0.00	0.00	6,000.00	6,187.00	0.00
10R000 1999 0000 80 000000	Spring Musical Revenue	10,000.00	0.00	0.00	10,000.00	13,780.00	0.00
10R107 1999 0000 00 000000	iNSURANCE CLAIM JEFFERSON LIBR	200,000.00	98,121.01	255,269.93	-55,269.93	3,177.99	127.63
10R303 1999 0000 00 000005	MHS Activity Class Fees	0.00	0.00	0.00	0.00	35.00	0.00
10R--- 1--- ---- -- ------		20,843,400.00	217,949.95	1,241,580.95	19,601,819.05	19,998,962.18	5.96
3000	RECEIPTS/REVENUE FROM STATE SO						
10R000 3001 0000 00 000000	EVIDENCED BASED FUNDING	12,419,419.00	1,129,038.00	3,387,114.00	9,032,305.00	11,790,290.58	27.27
10R000 3001 0000 00 000022	EBF Recalculation	0.00	0.00	0.00	0.00	0.00	0.00
10R000 3100 0000 12 000000	PRIVATE FACILITY TUITION	50,000.00	15,736.88	30,358.13	19,641.87	54,252.22	60.72
10R000 3120 0000 12 000000	WCSED: ORPHANAGE	100,000.00	0.00	100,958.57	-958.57	98,328.00	100.96
10R000 3220 0000 21 000000	WCRVS STIPENDS/TUITION	78,000.00	0.00	0.00	78,000.00	80,570.00	0.00
10R000 3235 0000 00 000000	AGRICULTURE EDUCATION	15,000.00	341.00	1,023.00	13,977.00	17,544.00	6.82
10R000 3360 0000 84 000000	STATE REIMB: LUNCH & BKFST	6,000.00	1,035.48	10,667.20	-4,667.20	5,504.76	177.79
10R000 3370 0000 10 000000	DRIVER EDUCATION	48,000.00	0.00	9,887.03	38,112.97	50,820.58	20.60

FDTLOC FUNC OBJ SJ SOURCE	Account Level Description	2023-24 Original Budget	October 2023-24 Monthly Activity	2023-24 FYTD Activity	2023-24 Available Funds	2022-23 FY Activity	2023-24 FYTD %
10	EDUCATIONAL FUND						
3000	RECEIPTS/REVENUE FROM STATE SO						
10R000 3999 0000 01 000000	OTHER ST.LIB GRANT	3,300.00	0.00	0.00	3,300.00	3,139.80	0.00
10R000 3999 0000 03 000000	PREMIUMS VOC AGRICULTURE FAIR	150.00	0.00	133.59	16.41	0.00	89.06
10R000 3999 0000 06 000000	ISL LIBRARY GRANT	0.00	0.00	0.00	0.00	1,148.19	0.00
10R--- 3--- ---- -- ------		12,719,869.00	1,146,151.36	3,540,141.52	9,179,727.48	12,101,598.13	27.83
4000	RECEIPTS/REVENUE FROM FEDERAL						
10R000 4210 0000 84 000000	FED REIMB REG,FREE LUNCH	1,140,000.00	195,963.40	222,760.56	917,239.44	1,143,959.62	19.54
10R000 4220 0000 84 000000	FEDERAL REIMB BRKF	290,000.00	62,211.48	72,346.43	217,653.57	297,644.19	24.95
10R000 4225 0000 84 000000	Summer Food Service Program	0.00	0.00	0.00	0.00	0.00	0.00
10R000 4260 0000 84 000000	Food Service-Equipment Grant	0.00	0.00	0.00	0.00	0.00	0.00
10R000 4299 0000 84 000000	Supply Chain Assistance Funds	0.00	0.00	0.00	0.00	0.00	0.00
10R000 4300 0000 30 000000	TITLE I REVENUE	1,290,000.00	115,755.00	391,974.00	898,026.00	1,729,931.00	30.39
10R936 4300 0000 00 000000	TITLE I SIP	25,000.00	31,282.00	31,510.00	-6,510.00	32,877.00	126.04
10R000 4600 0000 00 000000	IDEA-PS	30,000.00	0.00	0.00	30,000.00	29,029.00	0.00
10R000 4605 0000 00 000000	IDEA PS ARP	0.00	0.00	0.00	0.00	19,324.00	0.00
10R000 4620 0000 00 000000	IDEA FT	1,100,000.00	0.00	0.00	1,100,000.00	1,067,812.00	0.00
10R000 4630 0000 00 000000	IDEA FT ARP	0.00	0.00	0.00	0.00	195,730.00	0.00
10R000 4991 0000 00 000000	ADMIN OUTREACH REVENUE	40,000.00	0.00	14,699.79	25,300.21	62,323.46	36.75
10R941 4998 0000 00 000000	McKinney Vento Homeless Grant	7,203.00	0.00	7,203.00	0.00	71,274.00	100.00
10R000 4999 0000 01 000000	PUB AID-FEE FOR SERV	4,000.00	0.00	2,572.80	1,427.20	3,030.90	64.32
10R000 4999 0000 21 000000	WCRVS:PERKINS,SP NDS,TUT	0.00	0.00	0.00	0.00	0.00	0.00
10R953 4999 0000 00 000000	Digital Equity 3	0.00	34,563.00	52,063.00	-52,063.00	574,205.00	0.00
10R954 4999 0000 00 000000	Digital Equity 4	228,000.00	0.00	228,000.00	0.00	0.00	100.00
10R960 4999 0000 00 000000	ESSER II GRANT	380,801.00	0.00	380,801.00	0.00	1,345,952.00	100.00
10R965 4999 0000 00 000000	ESSER III GRANT	2,795,906.00	0.00	81,901.00	2,714,005.00	534,793.00	2.93
10R--- 4--- ---- -- ------		7,330,910.00	439,774.88	1,485,831.58	5,845,078.42	7,107,885.17	20.27
7000							
10R000 7110 0000 20 000000	PERMANENT XFER FROM OM	0.00	0.00	0.00	0.00	0.00	0.00
10R000 7110 0000 40 000000	PERMANENT XFER FROM TRANSPORTA	0.00	0.00	0.00	0.00	0.00	0.00
10R000 7110 0000 70 000000	PERMANENT XFER FROM WORKING CA	0.00	0.00	0.00	0.00	0.00	0.00
10R--- 7--- ---- -- ------		0.00	0.00	0.00	0.00	0.00	0.00

FDTLOC FUNC OBJ SJ SOURCE	Account Level Description	2023-24 Original Budget	October 2023-24 Monthly Activity	2023-24 FYTD Activity	2023-24 Available Funds	2022-23 FY Activity	2023-24 FYTD %
10	EDUCATIONAL FUND						
0000							
10---- ---- ---- -- ------		40,894,179.00	1,803,876.19	6,267,554.05	34,626,624.95	39,208,445.48	15.33
20	OPERATIONS & MAINTENANCE FUND						
1000	RECEIPTS/REVENUE FROM LOCAL SO						
20R000 1111 0000 00 000000	PROPRTY TAXES	4,600,000.00	130.68	1,016.58	4,598,983.42	4,564,908.94	0.02
20R000 1230 0000 00 000000	TAXES: CORP PER PROP REPL	810,000.00	210,000.00	210,000.00	600,000.00	800,000.00	25.93
20R000 1510 0000 00 000000	INTEREST: INVESTMENTS	20,000.00	87.99	8,567.68	11,432.32	38,152.75	42.84
20R000 1910 0000 00 000000	RENTAL: BUILDINGS	0.00	0.00	0.00	0.00	0.00	0.00
20R000 1920 0000 00 000000	DONATIONS	0.00	0.00	0.00	0.00	0.00	0.00
20R000 1999 0000 00 000000	OTHER	10,000.00	452.44	494.64	9,505.36	136,062.80	4.95
20R000 1999 0000 01 000000	INSURANCE CLAIMS	0.00	0.00	0.00	0.00	0.00	0.00
20R000 1999 0000 02 000000	SETTLEMENT	0.00	0.00	0.00	0.00	0.00	0.00
20R107 1999 0000 00 000000	INSURANCE CLAIM JEFFERSON LIBR	0.00	0.00	0.00	0.00	56,077.96	0.00
20R--- 1--- ---- -- ------		5,440,000.00	210,671.11	220,078.90	5,219,921.10	5,595,202.45	4.05
3000	RECEIPTS/REVENUE FROM STATE SO						
20R000 3001 0000 00 000000	EVIDENCE BASED FUNDING	0.00	0.00	0.00	0.00	0.00	0.00
20R000 3705 0000 00 000000	PRE K - ADAMS SCHOOL BLDG	0.00	0.00	0.00	0.00	0.00	0.00
20R000 3925 0000 00 000000	SCHOOL MAINTENANCE GRANT	0.00	0.00	0.00	0.00	0.00	0.00
20R--- 3--- ---- -- ------		0.00	0.00	0.00	0.00	0.00	0.00
4000	RECEIPTS/REVENUE FROM FEDERAL						
20R960 4999 0000 00 000000	ESSER II	0.00	0.00	0.00	0.00	852,770.00	0.00
20R965 4999 0000 00 000000	ESSER III	1,705,000.00	0.00	22,274.00	1,682,726.00	4,389,989.00	1.31
20R--- 4--- ---- -- ------		1,705,000.00	0.00	22,274.00	1,682,726.00	5,242,759.00	1.31

FDTLOC FUNC OBJ SJ SOURCE	Account Level Description	2023-24 Original Budget	October 2023-24 Monthly Activity	2023-24 FYTD Activity	2023-24 Available Funds	2022-23 FY Activity	2023-24 FYTD %
20	OPERATIONS & MAINTENANCE FUND						
7000							
20R000 7110 0000 20 000000	PERMANENT TRANSFER TO O&M	0.00	0.00	0.00	0.00	0.00	0.00
20R--- 7--- ---- -- ------		0.00	0.00	0.00	0.00	0.00	0.00
20---- ---- ---- -- ------		7,145,000.00	210,671.11	242,352.90	6,902,647.10	10,837,961.45	3.39
21	O&M LEASE						
1000	RECEIPTS/REVENUE FROM LOCAL SO						
21R000 1111 0000 00 000000	TAXES: CURRENT YR LEVY	53,500.00	4.07	31.69	53,468.31	53,777.57	0.06
21R000 1510 0000 00 000000	INTEREST ON INVESTMENTS	400.00	42.47	241.11	158.89	488.68	60.28
21R--- 1--- ---- -- ------		53,900.00	46.54	272.80	53,627.20	54,266.25	0.51
21---- ---- ---- -- ------		53,900.00	46.54	272.80	53,627.20	54,266.25	0.51
30	DEBT SERVICE FUND OR FUND GROU						
1000	RECEIPTS/REVENUE FROM LOCAL SO						
30R000 1112 0000 00 000000	TAXES: 1ST PRIOR YR LEVY	1,953,825.00	54.88	426.92	1,953,398.08	1,918,700.00	0.02
30R000 1220 0000 00 000000	TAXES: MARION HOUSING	0.00	0.00	0.00	0.00	0.00	0.00
30R000 1510 0000 00 000000	INTEREST: ON INVEST	2,000.00	9.44	30.71	1,969.29	2,499.59	1.54
30R--- 1--- ---- -- ------		1,955,825.00	64.32	457.63	1,955,367.37	1,921,199.59	0.02
7000							
30R000 7210 0000 00 000000	PRINCIPAL ON BONDS SOLD	0.00	0.00	0.00	0.00	0.00	0.00
30R000 7220 0000 00 000000	PREMIUM ON BONDS SOLD	0.00	0.00	0.00	0.00	0.00	0.00
30R000 7610 0000 00 000000	AS Bond Principal	705,000.00	0.00	0.00	705,000.00	690,000.00	0.00
30R000 7700 0000 00 000000	AS Bond Interest	46,496.00	0.00	23,247.75	23,248.25	61,882.50	50.00
30R--- 7--- ---- -- ------		751,496.00	0.00	23,247.75	728,248.25	751,882.50	3.09
30---- ---- ---- -- ------		2,707,321.00	64.32	23,705.38	2,683,615.62	2,673,082.09	0.88

FDTLOC FUNC OBJ SJ SOURCE	Account Level Description	2023-24 Original Budget	October 2023-24 Monthly Activity	2023-24 FYTD Activity	2023-24 Available Funds	2022-23 FY Activity	2023-24 FYTD %
40	TRANSPORTATION FUND						
1000	RECEIPTS/REVENUE FROM LOCAL SO						
40R000 1113 0000 00 000000	PROPERTY TAXES	1,534,500.00	47.75	371.46	1,534,128.54	1,495,226.09	0.02
40R000 1510 0000 00 000000	INTEREST: INVEST	18,000.00	4,888.93	17,207.37	792.63	20,909.08	95.60
40R000 1950 0000 12 000000	PRIOR YEAR REFUND	0.00	0.00	0.00	0.00	0.00	0.00
40R000 1999 0000 00 000000	TRANS: MISC. REIMB.	1,000.00	0.00	0.00	1,000.00	0.00	0.00
40R--- 1--- ---- -- ------		1,553,500.00	4,936.68	17,578.83	1,535,921.17	1,516,135.17	1.13
3000	RECEIPTS/REVENUE FROM STATE SO						
40R000 3500 0000 00 000000	STATE REIMB: REG	530,000.00	150,972.31	288,595.15	241,404.85	557,110.11	54.45
40R--- 3--- ---- -- ------		530,000.00	150,972.31	288,595.15	241,404.85	557,110.11	54.45
4000	RECEIPTS/REVENUE FROM FEDERAL						
40R960 4999 0000 00 000000	ESSER II	44,219.00	0.00	0.00	44,219.00	50,390.00	0.00
40R965 4999 0000 00 000000	ESSER 3	55,000.00	0.00	0.00	55,000.00	0.00	0.00
40R--- 4--- ---- -- ------		99,219.00	0.00	0.00	99,219.00	50,390.00	0.00
40---- ---- ---- -- ------		2,182,719.00	155,908.99	306,173.98	1,876,545.02	2,123,635.28	14.03
50	SOCIAL SECURITY/MEDICARE						
1000	RECEIPTS/REVENUE FROM LOCAL SO						
50R000 1150 0000 00 000000	PROPERTY TAXES - SOCIAL SECURI	687,000.00	21.63	168.25	686,831.75	667,825.97	0.02
50R000 1510 0000 00 000000	INTEREST: CHECKING	4,000.00	447.44	2,291.73	1,708.27	4,675.50	57.29
50R--- 1--- ---- -- ------		691,000.00	469.07	2,459.98	688,540.02	672,501.47	0.36
50---- ---- ---- -- ------		691,000.00	469.07	2,459.98	688,540.02	672,501.47	0.36

FDTLOC FUNC OBJ SJ SOURCE	Account Level Description	2023-24 Original Budget	October 2023-24 Monthly Activity	2023-24 FYTD Activity	2023-24 Available Funds	2022-23 FY Activity	2023-24 FYTD %
51	ILLINOIS MUNICIPAL RETIREMENT						
1000	RECEIPTS/REVENUE FROM LOCAL SO						
51R000 1114 0000 00 000000	Property Taxes - IMRF	540,000.00	16.85	131.11	539,868.89	667,825.98	0.02
51R000 1230 0000 00 000000	TAXES: CORP PERS PROP REPLMT	65,000.00	65,000.00	65,000.00	0.00	60,000.00	100.00
51R000 1510 0000 00 000000	INTEREST ON INVESTMENTS	5,000.00	1,789.57	5,239.23	-239.23	5,363.33	104.78
51R--- 1--- ---- -- ------		610,000.00	66,806.42	70,370.34	539,629.66	733,189.31	11.54
51---- ---- ---- -- ------		610,000.00	66,806.42	70,370.34	539,629.66	733,189.31	11.54
60	CAPITAL PROJECTS FUND OR FUND						
1000	RECEIPTS/REVENUE FROM LOCAL SO						
60R000 1510 0000 00 000000	INTEREST	20,000.00	8,662.39	30,481.45	-10,481.45	34,198.58	152.41
60R000 1983 0000 00 000000	SALES TAX	3,360,000.00	314,091.87	956,780.96	2,403,219.04	3,653,571.40	28.48
60R--- 1--- ---- -- ------		3,380,000.00	322,754.26	987,262.41	2,392,737.59	3,687,769.98	29.21
3000	RECEIPTS/REVENUE FROM STATE SO						
60R000 3925 0000 00 000000	SCHOOL MAINTENANCE GRANT	0.00	0.00	0.00	0.00	50,000.00	0.00
60R--- 3--- ---- -- ------		0.00	0.00	0.00	0.00	50,000.00	0.00
60---- ---- ---- -- ------		3,380,000.00	322,754.26	987,262.41	2,392,737.59	3,737,769.98	29.21
70	WORKING CASH FUND						
1000	RECEIPTS/REVENUE FROM LOCAL SO						
70R000 1115 0000 00 000000	PROPERTY TAXES	750.00	0.03	0.23	749.77	865.44	0.03
70R000 1510 0000 00 000000	INTEREST: INVEST	75.00	29.00	96.26	-21.26	98.60	128.35
70R--- 1--- ---- -- ------		825.00	29.03	96.49	728.51	964.04	11.70
70---- ---- ---- -- ------		825.00	29.03	96.49	728.51	964.04	11.70

FDTLOC FUNC OBJ SJ SOURCE	Account Level Description	2023-24 Original Budget	October 2023-24 Monthly Activity	2023-24 FYTD Activity	2023-24 Available Funds	2022-23 FY Activity	2023-24 FYTD %
80	TORT IMMUNITY AND JUDGMENT FUN						
1000	RECEIPTS/REVENUE FROM LOCAL SO						
80R000 1120 0000 00 000000	PROPERTY TAXES	752,400.00	21.35	166.07	752,233.93	722,655.36	0.02
80R000 1510 0000 00 000000	INTEREST ON INVESTMENTS	3,000.00	597.79	2,222.85	777.15	3,886.96	74.10
80R000 1999 0000 00 000000	REFUND ON WORKERS COMP	0.00	0.00	0.00	0.00	0.00	0.00
80R000 1999 0000 00 000001	OTHER	0.00	0.00	0.00	0.00	38,500.00	0.00
80R--- 1--- ---- -- ------		755,400.00	619.14	2,388.92	753,011.08	765,042.32	0.32
80---- ---- ---- -- ------		755,400.00	619.14	2,388.92	753,011.08	765,042.32	0.32
90	FIRE PREVENTION AND SAFETY FUN						
1000	RECEIPTS/REVENUE FROM LOCAL SO						
90R000 1118 0000 00 000000	PROPERTY TAXES	247,000.00	9.83	76.48	246,923.52	249,167.21	0.03
90R000 1510 0000 00 000000	INTEREST: ON INVEST	7,000.00	1,937.57	6,808.61	191.39	7,786.21	97.27
90R--- 1--- ---- -- ------		254,000.00	1,947.40	6,885.09	247,114.91	256,953.42	2.71
3000	RECEIPTS/REVENUE FROM STATE SO						
90R000 3925 0000 00 000000	MAINTENANCE GRANT	0.00	0.00	0.00	0.00	0.00	0.00
90R--- 3--- ---- -- ------		0.00	0.00	0.00	0.00	0.00	0.00
7000							
90R000 7210 0000 00 000000	SALE OF HLS BONDS	0.00	0.00	0.00	0.00	0.00	0.00
90R--- 7--- ---- -- ------		0.00	0.00	0.00	0.00	0.00	0.00
90---- ---- ---- -- ------		254,000.00	1,947.40	6,885.09	247,114.91	256,953.42	2.71
Grand Revenue Totals		58,674,344.00	2,563,192.47	7,909,522.34	50,764,821.66	61,063,811.09	13.48

Number of Accounts: 143

********** End of report **********

Account Number	Account Level Description Account Number	2023-24 Original Budget	October 2023-24 Monthly Activity	2023-24 FYTD Activity	2023-24 Available Funds	Encumbered Amount	2022-23 FY Activity	2023-24 FYTD %
10	EDUCATIONAL FUND							
10E105 1101 1120 00 000000	ADAMS TEACHER SALARY	916,000.00	70,802.30	273,007.76	642,992.24	0.00	795,688.81	29.80
10E107 1101 1120 00 000000	JEFFERSON TEACHER SALARY	989,000.00	80,180.26	314,893.44	674,106.56	0.00	918,635.00	31.84
10E108 1101 1120 00 000000	LINCOLN TEACHER SALARY	1,870,000.00	159,964.54	631,596.16	1,238,403.84	0.00	1,868,909.24	33.78
10E109 1101 1120 00 000000	LONGFELLOW TEACHER SALARY	905,000.00	73,679.40	289,930.40	615,069.60	0.00	842,302.84	32.04
10E110 1101 1120 00 000000	WASHINGTON TEACHER SALARY	1,900,000.00	149,166.70	563,255.20	1,336,744.80	0.00	1,715,888.95	29.65
10E105 1101 1130 00 000000	ADAMS SALARY INCREMENT	7,000.00	723.68	2,323.76	4,676.24	0.00	6,292.36	33.20
10E107 1101 1130 00 000000	JEFFERSON SALARY INCREMENT	1,000.00	0.00	0.00	1,000.00	0.00	0.00	0.00
10E108 1101 1130 00 000000	LINCOLN SALARY INCREMENT	1,000.00	0.00	0.00	1,000.00	0.00	0.00	0.00
10E109 1101 1130 00 000000	LONGFELLOW SALARY INCREMENT	1,000.00	0.00	0.00	1,000.00	0.00	0.00	0.00
10E110 1101 1130 00 000000	WASHINGTON SALARY INCREMENT	1,000.00	0.00	255.00	745.00	0.00	0.00	25.50
10E107 1101 1140 00 000000	JEFFERSON AFTER SCHOOL TUTO	0.00	533.00	1,259.96	-1,259.96	0.00	0.00	0.00
10E108 1101 1140 00 000000	LINCOLN AFTER SCHOOL TUTORS	0.00	0.00	0.00	0.00	0.00	0.00	0.00
10E109 1101 1140 00 000000	LONGFELLOW AFTER SCHOOL TUT	0.00	458.25	1,160.25	-1,160.25	0.00	0.00	0.00
10E110 1101 1140 00 000000	WASHINGTON AFTER SCHOOL TUT	10,000.00	1,091.40	2,728.50	7,271.50	0.00	9,514.67	27.29
10E000 1101 1150 00 000000	ELEM REGISTRATION SALARY	500.00	0.00	0.00	500.00	0.00	0.00	0.00
10E105 1101 1150 00 000000	ADAMS MEDIA AIDE	18,100.00	2,027.03	4,752.01	13,347.99	0.00	15,191.58	26.25
10E105 1101 1150 00 000001	ELEM TEACHER AIDE	0.00	1,826.55	1,826.55	-1,826.55	0.00	0.00	0.00
10E107 1101 1150 00 000000	JEFFERSON MEDIA AIDE	19,500.00	2,090.77	5,683.68	13,816.32	0.00	16,385.32	29.15
10E108 1101 1150 00 000000	LINCOLN MEDIA AIDE	0.00	0.00	0.00	0.00	0.00	0.00	0.00
10E109 1101 1150 00 000000	LONGFELLOW MEDIA AIDE	18,100.00	1,871.10	4,661.07	13,438.93	0.00	14,491.40	25.75
10E110 1101 1150 00 000000	WASHINGTON MEDIA AIDE	18,100.00	1,930.51	4,737.17	13,362.83	0.00	14,892.43	26.17
10E000 1101 1200 00 000000	ELEM SUB TEACHER	17,000.00	0.00	0.00	17,000.00	0.00	4,487.50	0.00
10E105 1101 1200 00 000000	ADAMS SUB TEACHER	30,000.00	4,065.00	8,135.00	21,865.00	0.00	39,180.00	27.12
10E107 1101 1200 00 000000	JEFFERSON SUB TEACHER	35,000.00	2,557.50	4,537.50	30,462.50	0.00	37,823.75	12.96
10E108 1101 1200 00 000000	LINCOLN SUB TEACHER	70,000.00	3,355.00	5,995.00	64,005.00	0.00	67,055.00	8.56
10E109 1101 1200 00 000000	LONGFELLOW SUB TEACHER	40,000.00	2,145.00	3,080.00	36,920.00	0.00	24,028.75	7.70
10E110 1101 1200 00 000000	WASHINGTON SUB TEACHER	78,000.00	4,207.50	5,967.50	72,032.50	0.00	69,225.00	7.65
10E105 1101 1250 00 000000	ADAMS MEDIA AIDE SUB	500.00	0.00	0.00	500.00	0.00	36.00	0.00
10E107 1101 1250 00 000000	JEFFERSON MEDIA AIDE SUB	1,800.00	338.00	598.00	1,202.00	0.00	1,674.00	33.22
10E108 1101 1250 00 000000	LINCOLN MEDIA AIDE SUB	1,000.00	0.00	0.00	1,000.00	0.00	188.00	0.00
10E109 1101 1250 00 000000	LONGFELLOW MEDIA AIDE SUB	1,700.00	78.00	78.00	1,622.00	0.00	1,530.00	4.59
10E110 1101 1250 00 000000	WASHINGTON MEDIA AIDE SUB	500.00	0.00	0.00	500.00	0.00	0.00	0.00
10E105 1101 1300 00 000000	ADAMS SALARY EXTRA	6,000.00	332.40	632.40	5,367.60	0.00	5,301.30	10.54
10E107 1101 1300 00 000000	JEFFERSON SALARY EXTRA	4,000.00	662.70	840.30	3,159.70	0.00	3,581.70	21.01
10E108 1101 1300 00 000000	LINCOLN SALARY EXTRA	5,000.00	0.00	195.00	4,805.00	0.00	4,374.00	3.90
10E109 1101 1300 00 000000	LONGFELLOW SALARY EXTRA	4,000.00	30.00	105.00	3,895.00	0.00	2,709.60	2.63
10E110 1101 1300 00 000000	WASHINGTON SALARY EXTRA	10,000.00	330.00	330.00	9,670.00	0.00	8,068.80	3.30
10E105 1101 2100 00 000000	ADAMS TRS-R	0.00	0.00	0.00	0.00	0.00	28.53	0.00

Account Number	Account Level Description	2023-24 Original Budget	October 2023-24 Monthly Activity	2023-24 FYTD Activity	2023-24 Available Funds	Encumbered Amount	2022-23 FY Activity	2023-24 FYTD %
10	EDUCATIONAL FUND							
10E107 1101 2100 00 000000	JEFFERSON TRS-R	0.00	0.00	0.00	0.00	0.00	492.39	0.00
10E108 1101 2100 00 000000	LINCOLN TRS-R	0.00	0.00	0.00	0.00	0.00	0.00	0.00
10E109 1101 2100 00 000000	LONGFELLOW TRS-R	0.00	0.00	0.00	0.00	0.00	2.32	0.00
10E110 1101 2100 00 000000	WASHINGTON TRS-R	0.00	0.00	0.00	0.00	0.00	0.00	0.00
10E105 1101 2110 00 000000	ADAMS TRS	92,000.00	7,106.85	14,192.94	77,807.06	0.00	79,226.92	15.43
10E107 1101 2110 00 000000	JEFFERSON TRS	98,100.00	7,995.45	15,942.92	82,157.08	0.00	93,327.64	16.25
10E108 1101 2110 00 000000	LINCOLN TRS	189,000.00	15,820.68	31,647.49	157,352.51	0.00	185,411.19	16.74
10E109 1101 2110 00 000000	LONGFELLOW TRS	90,000.00	7,289.90	14,584.24	75,415.76	0.00	84,870.73	16.20
10E110 1101 2110 00 000000	WASHINGTON TRS	189,000.00	14,785.38	29,563.33	159,436.67	0.00	172,310.33	15.64
10E000 1101 2120 00 000000	ELEM IMRF	0.00	0.00	0.00	0.00	0.00	0.00	0.00
10E105 1101 2120 00 000000	ADAMS IMRF	900.00	95.51	223.90	676.10	0.00	716.27	24.88
10E105 1101 2120 00 000001	ADAMS IMRF	0.00	86.06	86.06	-86.06	0.00	0.00	0.00
10E107 1101 2120 00 000000	JEFFERSON IMRF	1,100.00	98.52	267.82	832.18	0.00	776.43	24.35
10E108 1101 2120 00 000000	LINCOLN IMRF	0.00	0.00	0.00	0.00	0.00	-0.01	0.00
10E109 1101 2120 00 000000	LONGFELLOW IMRF	830.00	88.16	219.61	610.39	0.00	682.83	26.46
10E110 1101 2120 00 000000	WASHINGTON IMRF	1,300.00	142.38	351.76	948.24	0.00	1,150.08	27.06
10E000 1101 2170 00 000000	ELEM TRS .58%	50.00	0.00	0.00	50.00	0.00	24.57	0.00
10E105 1101 2170 00 000000	ADAMS TRS .58%	6,000.00	480.11	957.34	5,042.66	0.00	5,320.00	15.96
10E107 1101 2170 00 000000	JEFFERSON TRS .58%	6,400.00	524.55	1,045.85	5,354.15	0.00	6,229.65	16.34
10E108 1101 2170 00 000000	LINCOLN TRS .58%	13,000.00	1,038.73	2,074.39	10,925.61	0.00	12,337.12	15.96
10E109 1101 2170 00 000000	LONGFELLOW TRS .58%	6,000.00	476.15	949.26	5,050.74	0.00	5,584.43	15.82
10E110 1101 2170 00 000000	WASHINGTON TRS .58%	12,200.00	968.75	1,930.66	10,269.34	0.00	11,497.98	15.83
10E105 1101 2220 00 000000	ADAMS HEALTH INSURANCE	209,000.00	16,144.48	65,015.99	143,984.01	0.00	179,010.46	31.11
10E105 1101 2220 00 000001	ADAMS HEALTH INS AIDE	0.00	0.00	0.00	0.00	0.00	0.00	0.00
10E107 1101 2220 00 000000	JEFFERSON HEALTH INSURANCE	117,000.00	9,796.62	36,293.34	80,706.66	0.00	109,835.21	31.02
10E108 1101 2220 00 000000	LINCOLN HEALTH INSURANCE	320,000.00	26,073.38	103,771.53	216,228.47	0.00	298,392.88	32.43
10E109 1101 2220 00 000000	LONGFELLOW HEALTH INSURANCE	140,000.00	13,544.52	48,201.82	91,798.18	0.00	129,378.14	34.43
10E110 1101 2220 00 000000	WASHINGTON HEALTH INSURANCE	210,000.00	16,925.54	64,961.64	145,038.36	0.00	197,714.10	30.93
10E000 1101 2250 00 000000	ELEM TRS HEALTH INS	50.00	0.00	0.00	50.00	0.00	28.37	0.00
10E105 1101 2250 00 000000	ADAMS TRS HEALTH INS	16,100.00	1,264.87	2,524.30	13,575.70	0.00	14,062.22	15.68
10E107 1101 2250 00 000000	JEFFERSON TRS HEALTH INS	17,200.00	1,404.92	2,801.27	14,398.73	0.00	16,522.38	16.29
10E108 1101 2250 00 000000	LINCOLN TRS HEALTH INS	34,000.00	2,780.85	5,558.73	28,441.27	0.00	32,779.68	16.35
10E109 1101 2250 00 000000	LONGFELLOW TRS HEALTH INSUR	16,000.00	1,278.48	2,553.89	13,446.11	0.00	14,931.49	15.96
10E110 1101 2250 00 000000	WASHINGTON TRS HEALTH INS	33,000.00	2,596.52	5,184.38	27,815.62	0.00	30,501.10	15.71
10E000 1101 3190 00 000000	ELEM OTHER PURCHASED SERV	18,000.00	0.00	959.10	17,040.90	0.00	7,131.12	5.33
10E105 1101 3190 00 000000	ADAMS OTHER PURCHASED SERVI	2,000.00	0.00	225.00	1,775.00	0.00	1,237.50	11.25
10E107 1101 3190 00 000000	JEFFERSON OTHER PURCHASED S	500.00	0.00	0.00	500.00	0.00	0.00	0.00
10E108 1101 3190 00 000000	LINCOLN OTHER PURCHASED SER	1,000.00	0.00	0.00	1,000.00	0.00	813.48	0.00

Account Number	Account Level Description Account Number	2023-24 Original Budget	October 2023-24 Monthly Activity	2023-24 FYTD Activity	2023-24 Available Funds	Encumbered Amount	2022-23 FY Activity	2023-24 FYTD %
10	EDUCATIONAL FUND							
10E109 1101 3190 00 000000	LONGFELLOW OTHER PURCHASED	200.00	0.00	0.00	200.00	0.00	0.00	0.00
10E110 1101 3190 00 000000	WASHINGTON OTHER PURCHASED	1,000.00	0.00	0.00	1,000.00	0.00	813.48	0.00
10E105 1101 3230 00 000000	ADAMS EQUIP MAINT/USAGE	200.00	0.00	0.00	200.00	0.00	0.00	0.00
10E107 1101 3230 00 000000	JEFFERSON EQUIP MAINT/USAGE	200.00	0.00	0.00	200.00	0.00	0.00	0.00
10E108 1101 3230 00 000000	LINCOLN EQUIP MAINT/USAGE	200.00	0.00	0.00	200.00	0.00	0.00	0.00
10E109 1101 3230 00 000000	LONGFELLOW EQUIP MAINT/USAG	200.00	0.00	0.00	200.00	0.00	0.00	0.00
10E110 1101 3230 00 000000	WASHINGTON EQUIP MAINT/USAG	200.00	0.00	0.00	200.00	0.00	0.00	0.00
10E105 1101 3320 00 000000	ADAMS TRAVEL	2,000.00	0.00	0.00	1,867.20	0.00	1,696.81	0.00
10E107 1101 3320 00 000000	JEFFERSON TRAVEL	1,000.00	0.00	279.00	721.00	0.00	601.00	27.90
10E108 1101 3320 00 000000	LINCOLN TRAVEL	1,500.00	0.00	895.75	597.25	1.00	1,266.47	59.72
10E109 1101 3320 00 000000	LONGFELLOW TRAVEL	1,200.00	62.88	106.11	1,093.89	0.00	613.13	8.84
10E110 1101 3320 00 000000	WASHINGTON TRAVEL	3,000.00	0.00	378.48	1,792.13	304.00	2,659.80	12.62
10E105 1101 3400 00 000000	ADAMS POSTAGE	1,100.00	0.00	141.00	959.00	0.00	879.49	12.82
10E107 1101 3400 00 000000	JEFFERSON POSTAGE	1,100.00	0.00	105.30	994.70	0.00	421.20	9.57
10E108 1101 3400 00 000000	LINCOLN POSTAGE	1,100.00	0.00	500.00	600.00	0.00	648.29	45.45
10E109 1101 3400 00 000000	LONGFELLOW POSTAGE	1,100.00	0.00	0.00	1,100.00	0.00	300.00	0.00
10E110 1101 3400 00 000000	WASHINGTON POSTAGE	1,100.00	0.00	358.00	742.00	0.00	622.85	32.55
10E105 1101 3600 00 000000	ADAMS COPIER	4,000.00	1,329.21	2,041.21	1,958.79	0.00	3,271.95	51.03
10E107 1101 3600 00 000000	JEFFERSON COPIER	5,500.00	2,082.43	3,197.89	2,302.11	0.00	5,068.58	58.14
10E108 1101 3600 00 000000	LINCOLN COPIER	7,000.00	2,697.19	4,141.94	2,858.06	0.00	6,463.98	59.17
10E109 1101 3600 00 000000	LONGFELLOW COPIER	3,500.00	1,223.98	1,879.60	1,620.40	0.00	3,054.42	53.70
10E110 1101 3600 00 000000	WASHINGTON COPIER	7,000.00	2,636.26	4,048.38	2,951.62	0.00	6,367.92	57.83
10E000 1101 4100 00 000000	ELEM SUPPLIES	69,000.00	0.00	8,203.95	-589.19	61,385.24	10,561.44	11.89
10E000 1101 4100 00 000001	DONATION SUPPLIES	15,000.00	51.96	715.96	13,210.11	1,073.93	7,199.43	4.77
10E105 1101 4100 00 000000	ADAMS SUPPLIES	15,000.00	723.97	4,592.87	9,113.33	1,293.80	15,725.86	30.62
10E107 1101 4100 00 000000	JEFFERSON SUPPLIES	15,000.00	227.28	4,064.92	10,641.91	257.22	12,551.61	27.10
10E108 1101 4100 00 000000	LINCOLN SUPPLIES	22,000.00	1,032.78	5,967.12	14,346.36	1,686.52	21,393.14	27.12
10E109 1101 4100 00 000000	LONGFELLOW SUPPLIES	15,000.00	897.32	4,124.52	9,559.14	1,176.34	15,343.60	27.50
10E109 1101 4100 00 000001	Strive Classroom Supplies	1,350.00	0.00	709.43	640.57	0.00	7,868.02	52.55
10E110 1101 4100 00 000000	WASHINGTON SUPPLIES	25,000.00	1,575.28	14,640.72	4,789.07	5,368.22	19,424.42	58.56
10E105 1101 4140 00 000000	ADAMS INSTRUMENTAL MUSIC	7,500.00	177.17	227.17	7,248.83	24.00	3,095.20	3.03
10E000 1101 4200 00 000000	ELEM TEXTBOOKS	6,000.00	0.00	0.00	6,000.00	0.00	0.00	0.00
10E105 1101 4200 00 000000	ADAMS TEXTBOOKS	1,300.00	0.00	0.00	1,300.00	0.00	1,339.77	0.00
10E107 1101 4200 00 000000	JEFFERSON TEXTBOOKS	0.00	0.00	0.00	0.00	0.00	0.00	0.00
10E108 1101 4200 00 000000	LINCOLN TEXTBOOKS	0.00	0.00	0.00	0.00	0.00	0.00	0.00
10E109 1101 4200 00 000000	LONGFELLOW TEXTBOOKS	0.00	0.00	0.00	0.00	0.00	0.00	0.00
10E110 1101 4200 00 000000	WASHINGTON TEXTBOOKS	0.00	0.00	0.00	0.00	0.00	0.00	0.00
10E105 1101 5400 00 000000	ADAMS CAPITAL OUTLAY	1,000.00	0.00	0.00	1,000.00	0.00	1,084.18	0.00

Account Number	Account Level Description Account Number	2023-24 Original Budget	October 2023-24 Monthly Activity	2023-24 FYTD Activity	2023-24 Available Funds	Encumbered Amount	2022-23 FY Activity	2023-24 FYTD %
10	EDUCATIONAL FUND							
10E107 1101 5400 00 000000	JEFFERSON CAPITAL OUTLAY	1,000.00	0.00	0.00	1,000.00	0.00	2,050.94	0.00
10E108 1101 5400 00 000000	LINCOLN CAPITAL OUTLAY	2,400.00	0.00	2,336.38	63.62	0.00	825.00	97.35
10E109 1101 5400 00 000000	LONGFELLOW CAPITAL OUTLAY	2,000.00	0.00	0.00	2,000.00	0.00	0.00	0.00
10E110 1101 5400 00 000000	WASHINGTON CAPITAL OUTLAY	1,000.00	0.00	0.00	1,000.00	0.00	0.00	0.00
10E105 1101 6400 00 000000	ADAMS DUES FEES	100.00	0.00	0.00	100.00	0.00	0.00	0.00
10E107 1101 6400 00 000000	JEFFERSON DUES FEES	100.00	0.00	0.00	100.00	0.00	0.00	0.00
10E108 1101 6400 00 000000	LINCOLN DUES FEES	100.00	0.00	0.00	100.00	0.00	0.00	0.00
10E109 1101 6400 00 000000	LONGFELLOW DUES FEES	100.00	0.00	0.00	100.00	0.00	0.00	0.00
10E110 1101 6400 00 000000	WASHINGTON DUES FEES	100.00	0.00	0.00	100.00	0.00	0.00	0.00
10E105 1101 8000 00 000000	ADAMS POST RETIRMENT	0.00	0.00	0.00	0.00	0.00	0.00	0.00
10E107 1101 8000 00 000000	JEFFERSON POST RETIRMENT	10,648.00	0.00	10,648.00	0.00	0.00	12,595.00	100.00
10E108 1101 8000 00 000000	LINCOLN POST RETIRMENT	0.00	0.00	0.00	0.00	0.00	23,895.00	0.00
10E109 1101 8000 00 000000	LONGFELLOW POST RETIREMENT	0.00	0.00	0.00	0.00	0.00	23,889.00	0.00
10E110 1101 8000 00 000000	WASHINGTON POST RETIRMENT	10,707.00	0.00	10,706.15	0.85	0.00	10,304.00	99.99
10E204 1102 1120 00 000000	JH SALARY	2,980,000.00	253,902.36	988,528.72	1,991,471.28	0.00	2,969,156.21	33.17
10E204 1102 1130 00 000000	JH TEACHER INCREMENT	40,000.00	2,375.78	9,144.49	30,855.51	0.00	26,533.12	22.86
10E204 1102 1130 00 000001	ROE Soc Emotional Responses	0.00	0.00	0.00	-113.29	113.29	3,275.00	0.00
10E204 1102 1200 00 000000	JH SUB TEACHER SALARY	80,000.00	7,155.00	10,730.00	69,270.00	0.00	90,102.50	13.41
10E204 1102 1300 00 000000	JH SALARY EXTRA	70,000.00	6,460.50	12,565.50	57,434.50	0.00	59,475.60	17.95
10E204 1102 2100 00 000000	JH TRS-R	0.00	10.99	21.98	-21.98	0.00	142.66	0.00
10E204 1102 2100 00 000001	ROE Soc Emo TRS	0.00	0.00	0.00	0.00	0.00	11.53	0.00
10E204 1102 2110 00 000000	JH TEACHER RETIREMENT	307,000.00	25,950.58	51,852.60	255,147.40	0.00	302,998.65	16.89
10E204 1102 2110 00 000001	ROE Soc Emo TRS	0.00	0.00	0.00	0.00	0.00	304.11	0.00
10E204 1102 2120 00 000000	JH IMRF	0.00	5.02	10.04	-10.04	0.00	0.00	0.00
10E204 1102 2120 00 000001	ROE Soc Emo IMRF	0.00	0.00	0.00	0.00	0.00	9.42	0.00
10E204 1102 2170 00 000000	JH TRS .58%	20,500.00	1,709.31	3,402.41	17,097.59	0.00	20,066.71	16.60
10E204 1102 2170 00 000001	ROE Soc Emo TRS .58%	0.00	0.00	0.00	0.00	0.00	19.62	0.00
10E204 1102 2220 00 000000	JH HEALTH INSURANCE	535,000.00	43,333.78	173,142.08	361,857.92	0.00	509,983.57	32.36
10E204 1102 2250 00 000000	JH TRS HEALTH INSURANCE	60,000.00	4,567.70	9,111.79	50,888.21	0.00	53,458.97	15.19
10E204 1102 2250 00 000001	ROE Soc Emo TRS Health	0.00	0.00	0.00	0.00	0.00	53.07	0.00
10E204 1102 3190 00 000000	JH PURCHASED SERVICES	4,000.00	0.00	4,339.80	-2,822.55	2,482.75	1,798.43	108.50
10E204 1102 3190 00 000002	Trama Informed Services	0.00	0.00	0.00	0.00	0.00	100.00	0.00
10E204 1102 3230 00 000000	JH EQUIPMENT MAINTENANCE/US	1,500.00	0.00	0.00	1,500.00	0.00	1,367.10	0.00
10E204 1102 3320 00 000000	JH TRAVEL	6,000.00	787.84	787.84	1,794.22	1,139.68	4,872.37	13.13
10E204 1102 3400 00 000000	JH COMMUNICATION/POSTAGE	5,000.00	0.00	619.30	4,380.70	0.00	3,344.40	12.39
10E204 1102 3600 00 000000	JH COPYING	9,000.00	4,281.16	6,574.39	2,425.61	0.00	10,185.10	73.05
10E204 1102 4100 00 000000	JH SUPPLIES	40,000.00	2,182.42	10,938.79	18,408.13	3,303.08	29,263.98	27.35
10E204 1102 4100 00 000002	TRAUMA-INFORMED SUPPLIES	2,000.00	360.00	810.11	1,189.89	0.00	2,405.01	40.51

Account Number	Account Level Description Account Number	2023-24 Original Budget	October 2023-24 Monthly Activity	2023-24 FYTD Activity	2023-24 Available Funds	Encumbered Amount	2022-23 FY Activity	2023-24 FYTD %
10	EDUCATIONAL FUND							
10E204 1102 4110 00 000000	JH RE-SALE ITEMS	4,000.00	0.00	0.00	4,000.00	0.00	0.00	0.00
10E204 1102 4130 00 000000	JH VOCAL MUSIC	8,500.00	349.00	687.00	6,665.10	1,147.90	6,460.50	8.08
10E204 1102 4140 00 000000	JH INSTRUMENTAL MUSIC	9,000.00	60.00	1,604.26	4,118.76	1,918.14	8,621.67	17.83
10E204 1102 4200 00 000000	JH TEXTBOOKS	50,000.00	0.00	0.00	50,000.00	0.00	0.00	0.00
10E204 1102 5400 00 000000	JH CAPITAL OUTLAY	2,000.00	0.00	0.00	2,000.00	0.00	879.97	0.00
10E204 1102 5400 00 000001	JH CAPITAL OUTLAY 2500+	0.00	0.00	0.00	0.00	0.00	0.00	0.00
10E204 1102 5440 00 000000	JH CAPITAL OUTLAY MUSIC	12,000.00	0.00	896.40	-1,294.40	12,398.00	9,760.30	7.47
10E204 1102 6400 00 000000	JH DUES/FEES	5,000.00	50.00	160.00	3,440.00	1,080.00	2,832.00	3.20
10E204 1102 8000 00 000000	JH POST RETIREMENT	18,195.00	0.00	18,194.70	0.30	0.00	20,936.00	100.00
10E105 1103 1120 00 000000	HS EXT TEACHER SALARY	223,000.00	18,092.50	71,371.64	151,628.36	0.00	210,084.08	32.01
10E303 1103 1120 00 000000	HS SALARY	4,500,000.00	360,622.28	1,397,126.61	3,102,873.39	0.00	4,076,648.82	31.05
10E303 1103 1130 00 000000	HS SALARY INCREMENT	150,000.00	13,537.40	49,929.58	100,070.42	0.00	137,056.25	33.29
10E303 1103 1130 00 000001	HS 3 CIRCLE AG GRANT SALARY	8,200.00	1,602.70	3,205.40	4,994.60	0.00	7,918.56	39.09
10E303 1103 1130 00 000002	LOCAL 3 CIRCLE AG GRANT SAL	8,200.00	79.98	2,978.56	5,221.44	0.00	10,082.48	36.32
10E303 1103 1130 00 000003	ED CAREER GRANT STIPEND	1,000.00	0.00	0.00	1,000.00	0.00	2,000.00	0.00
10E105 1103 1200 00 000000	ADAMS SUB TEACHER	2,500.00	220.00	220.00	2,280.00	0.00	1,845.00	8.80
10E303 1103 1200 00 000000	HS SUB TEACHER	110,000.00	10,512.78	16,071.67	93,928.33	0.00	146,345.00	14.61
10E303 1103 1300 00 000000	HS SALARY EXTRA	40,000.00	2,545.50	7,345.20	32,654.80	0.00	62,179.60	18.36
10E303 1103 2100 00 000000	HS TRS-R	0.00	0.00	0.00	0.00	0.00	128.30	0.00
10E105 1103 2110 00 000000	HS TRS 9.4% Adams	22,000.00	1,789.34	3,578.68	18,421.32	0.00	20,879.99	16.27
10E303 1103 2110 00 000000	HS TRS 9%	444,000.00	35,855.68	72,059.72	371,940.28	0.00	386,131.56	16.23
10E303 1103 2110 00 000001	HS 3 CIRCLE AG GRANT TRS 9%	950.00	158.50	317.00	633.00	0.00	982.69	33.37
10E303 1103 2110 00 000002	LOCAL 3 CIRCLE AG GRANT TRS	950.00	7.92	15.84	934.16	0.00	758.90	1.67
10E303 1103 2110 00 000003	ED Career Grant TRS	100.00	0.00	0.00	100.00	0.00	197.80	0.00
10E303 1103 2120 00 000000	HS IMRF	8,000.00	670.32	2,593.68	5,406.32	0.00	7,200.98	32.42
10E105 1103 2170 00 000000	HS TRS .58% Adams	1,450.00	115.44	230.88	1,219.12	0.00	1,353.04	15.92
10E303 1103 2170 00 000000	HS TRS .58%	28,600.00	2,362.87	4,727.16	23,872.84	0.00	27,184.34	16.53
10E303 1103 2170 00 000001	HS 3 CIRCLE AG GRANT .58%	60.00	10.22	20.44	39.56	0.00	63.43	34.07
10E303 1103 2170 00 000002	LOCAL 3 CIRCLE AG GR TRS .5	60.00	0.52	1.04	58.96	0.00	48.96	1.73
10E303 1103 2170 00 000003	Ed Career Grant TRS .58%	15.00	0.00	0.00	15.00	0.00	12.76	0.00
10E105 1103 2220 00 000000	HS EXT HEALTH INSURANCE	44,000.00	3,597.52	14,348.12	29,651.88	0.00	41,554.60	32.61
10E303 1103 2220 00 000000	HS HEALTH INSURANCE	723,000.00	56,301.81	226,662.33	496,337.67	0.00	672,426.03	31.35
10E105 1103 2250 00 000000	HS TRS Health ADAMS	4,000.00	312.14	624.28	3,375.72	0.00	3,649.24	15.61
10E303 1103 2250 00 000000	HS TRS HEALTH INSURANCE	80,000.00	6,312.43	12,661.29	67,338.71	0.00	72,213.25	15.83
10E303 1103 2250 00 000001	HS 3 CIRCLE AG GRANT TRS H.	200.00	27.66	55.32	144.68	0.00	171.38	27.66
10E303 1103 2250 00 000002	LOCAL 3 CIRCLE TRS HEALTH I	200.00	1.38	2.76	197.24	0.00	132.44	1.38
10E303 1103 2250 00 000003	Ed Career Grant TRS Health	20.00	0.00	0.00	20.00	0.00	34.52	0.00
10E303 1103 3190 00 000000	HS PURCHASED SERVICES	60,000.00	5,557.75	6,032.75	52,327.25	1,305.00	59,832.18	10.05

Account Number	Account Level Description Account Number	2023-24 Original Budget	October 2023-24 Monthly Activity	2023-24 FYTD Activity	2023-24 Available Funds	Encumbered Amount	2022-23 FY Activity	2023-24 FYTD %
10	EDUCATIONAL FUND							
10E303 1103 3190 00 000001	HS OTHER PURCHASED SERVICES	5,000.00	0.00	0.00	5,000.00	0.00	0.00	0.00
10E303 1103 3190 00 000002	HS TUITION	20,000.00	2,475.00	7,313.32	12,536.68	150.00	19,823.20	36.57
10E303 1103 3190 00 000004	AG GRANT Purchased Services	60.00	0.00	0.00	60.00	0.00	7,212.00	0.00
10E303 1103 3220 00 000000	HS CLEANING SERVICES	6,000.00	0.00	0.00	6,000.00	0.00	3,263.00	0.00
10E303 1103 3230 00 000000	HS EQUIP MAINT/USAGE	1,500.00	0.00	0.00	1,500.00	0.00	1,500.00	0.00
10E303 1103 3320 00 000000	HS TRAVEL	22,000.00	709.32	3,960.81	16,599.21	604.22	13,795.47	18.00
10E303 1103 3400 00 000000	HS COMMUNICATION/POSTAGE	7,000.00	0.00	1,000.00	5,481.00	519.00	4,464.69	14.29
10E303 1103 3600 00 000000	HS COPIERS	15,000.00	6,424.53	9,865.82	5,134.18	0.00	14,641.45	65.77
10E303 1103 3630 00 000000	HS YEARBOOK	20,000.00	5,007.27	5,007.27	14,992.73	0.00	0.00	25.04
10E000 1103 4100 00 000001	DIST. CLASS/OFF FURN	40,000.00	34,678.03	40,005.26	-5.26	0.00	47,073.85	100.01
10E303 1103 4100 00 000000	HS SUPPLIES	125,000.00	1,775.85	27,113.54	72,101.42	24,906.16	126,502.74	21.69
10E303 1103 4100 00 000003	MHS DR DONATION SUPPLIES	80,000.00	0.00	-33.00	271.05	79,761.95	44,936.80	-0.04
10E303 1103 4100 00 000004	HS AG GRANT SUPPLIES	3,058.00	0.00	1,804.27	375.57	878.16	0.00	59.00
10E303 1103 4100 00 000005	HS SUPPLIESR	8,000.00	0.00	0.00	5,899.71	0.00	7,074.81	0.00
10E303 1103 4100 00 000006	HS ED CAREER GRANT SUPPLIES	1,000.00	0.00	15.00	445.00	540.00	-1,370.62	1.50
10E303 1103 4110 00 000000	HS RE-SALE ITEMS	4,000.00	0.00	2,964.00	700.00	336.00	7,555.96	74.10
10E303 1103 4130 00 000000	HS VOCAL MUSIC	4,200.00	1,831.17	4,503.99	-930.08	626.09	3,343.02	107.24
10E303 1103 4130 00 000001	MADIGRAL EXPENSE	11,300.00	-504.84	963.05	7,234.28	2,035.92	7,769.13	8.52
10E303 1103 4130 00 000002	SPRING MUSICAL EXPENSE	24,000.00	-222.90	296.12	18,443.88	5,260.00	20,998.43	1.23
10E303 1103 4140 00 000000	HS INSTRUMENTAL MUSIC	18,000.00	3,582.20	5,837.20	10,724.46	1,438.34	7,838.36	32.43
10E303 1103 4141 00 000000	BAND UNIFORMS	0.00	0.00	0.00	0.00	0.00	0.00	0.00
10E303 1103 4200 00 000000	HS TEXTBOOKS	45,000.00	0.00	12,178.95	28,663.05	4,158.00	37,082.00	27.06
10E303 1103 5400 00 000000	HS CAPITAL OUTLAY	10,000.00	1,255.99	1,885.98	8,114.02	0.00	3,791.08	18.86
10E303 1103 5400 00 000004	HS AG GRANT CAPITAL OUTLAY	650.00	0.00	0.00	650.00	0.00	0.00	0.00
10E303 1103 5440 00 000000	HS MUSIC CAPITAL OUTLAY	21,000.00	0.00	0.00	21,000.00	0.00	0.00	0.00
10E303 1103 5440 00 000001	HS MUSIC DONATION EQUIP	0.00	0.00	0.00	0.00	0.00	0.00	0.00
10E303 1103 6400 00 000000	HS DUES/FEES	7,000.00	385.00	1,343.59	5,656.41	0.00	1,512.98	19.19
10E303 1103 8000 00 000000	HS POST RETIREMENT	0.00	0.00	0.00	0.00	0.00	15,846.15	0.00
10E902 1250 1120 30 000000	TITLE I SALARY	554,000.00	0.00	0.00	554,000.00	0.00	0.00	0.00
10E902 1250 1120 30 105000	ADAMS TITLE I SALARY	0.00	5,299.46	10,598.92	-10,598.92	0.00	9,223.24	0.00
10E902 1250 1120 30 107000	JEFFERSON TITLE I SALARY	0.00	5,509.42	11,403.62	-11,403.62	0.00	16,121.12	0.00
10E902 1250 1120 30 108000	LINCOLN TITLE I SALARY	0.00	19,506.34	39,012.68	-39,012.68	0.00	17,696.96	0.00
10E902 1250 1120 30 109000	LONGFELLOW TITLE I SALARY	0.00	9,599.42	19,198.84	-19,198.84	0.00	5,606.12	0.00
10E902 1250 1120 30 110000	WASHINGTON TITLE I SALARY	0.00	16,024.22	32,433.22	-32,433.22	0.00	35,554.06	0.00
10E930 1250 1120 30 000000	TITLE I: SAL, TEACHER	170,000.00	0.00	26,613.90	143,386.10	0.00	300.00	15.66
10E930 1250 1120 30 105000	ADAMS TITLE I SALARY	0.00	574.10	11,464.40	-11,464.40	0.00	55,597.62	0.00
10E930 1250 1120 30 107000	JEFFERSON TITLE I SALARY	0.00	574.10	13,183.60	-13,183.60	0.00	64,193.62	0.00
10E930 1250 1120 30 108000	LINCOLN TITLE I SALARY	0.00	574.10	36,220.20	-36,220.20	0.00	179,376.62	0.00

Account Number	Account Level Description Account Number	2023-24 Original Budget	October 2023-24 Monthly Activity	2023-24 FYTD Activity	2023-24 Available Funds	Encumbered Amount	2022-23 FY Activity	2023-24 FYTD %
10	EDUCATIONAL FUND							
10E930 1250 1120 30 109000	LONGFELLOW TITLE I SALARY	0.00	574.10	19,730.24	-19,730.24	0.00	96,926.82	0.00
10E930 1250 1120 30 110000	WASHINGTON TITLE I SALARY	0.00	574.10	38,868.12	-38,868.12	0.00	192,394.07	0.00
10E935 1250 1120 00 000004	TITLE SIP JH SALARY	0.00	0.00	0.00	0.00	0.00	0.00	0.00
10E935 1250 1120 00 000005	TITLE SIP AD SALARY	0.00	0.00	0.00	0.00	0.00	0.00	0.00
10E960 1250 1120 30 000000	Esser II Salary	138,476.00	0.00	145,936.49	-7,460.49	0.00	498,698.70	105.39
10E936 1250 1130 00 000004	Title SIP MJHS Stipend	0.00	0.00	0.00	0.00	0.00	0.00	0.00
10E936 1250 1130 00 000005	Title SIP Adams Stipend	0.00	0.00	0.00	0.00	0.00	0.00	0.00
10E965 1250 1130 30 000000	ESSER III CERT SALARY	981,572.00	29,922.52	113,948.90	867,623.10	0.00	255,921.59	11.61
10E960 1250 1150 30 000000	ESSER 2 SALARIES	10,763.00	0.00	10,763.00	0.00	0.00	65,785.00	100.00
10E965 1250 1150 30 000000	ESSER III SALARIES	50,000.00	0.00	0.00	50,000.00	0.00	133.20	0.00
10E940 1250 1190 30 000000	Esser Grant Salary	0.00	0.00	0.00	0.00	0.00	0.00	0.00
10E930 1250 1300 30 000000	TITLE I SUMMER SCHOOL	0.00	0.00	0.00	0.00	0.00	0.00	0.00
10E960 1250 1300 30 000000	ESSER 2 SALARIES	0.00	0.00	0.00	0.00	0.00	2,565.00	0.00
10E902 1250 2100 30 000000	TITLE I FEDERAL TRS	65,000.00	0.00	0.00	65,000.00	0.00	0.00	0.00
10E902 1250 2100 30 105000	AD TITLE I TRS	0.00	617.30	1,234.60	-1,234.60	0.00	6.61	0.00
10E902 1250 2100 30 107000	JE TITLE I TRS	0.00	641.76	1,328.34	-1,328.34	0.00	6.61	0.00
10E902 1250 2100 30 108000	LI TITILE I TRS	0.00	2,272.18	4,544.36	-4,544.36	0.00	6.61	0.00
10E902 1250 2100 30 109000	LO TITILE I TRS	0.00	1,118.16	2,236.32	-2,236.32	0.00	6.61	0.00
10E902 1250 2100 30 110000	WA TITLE I TRS	0.00	1,866.58	3,777.98	-3,777.98	0.00	6.62	0.00
10E930 1250 2100 30 000000	TITLE I: TRS BRD 10.5	5,500.00	0.00	2,746.26	2,753.74	0.00	34.58	49.93
10E930 1250 2100 30 105000	AD TITLE I TRS	0.00	66.88	133.76	-133.76	0.00	7,598.21	0.00
10E930 1250 2100 30 107000	JE TITLE I TRS	0.00	66.88	133.76	-133.76	0.00	8,787.38	0.00
10E930 1250 2100 30 108000	LI TITLE I TRS	0.00	66.88	133.76	-133.76	0.00	24,720.55	0.00
10E930 1250 2100 30 109000	LO TITILE I TRS	0.00	66.88	133.76	-133.76	0.00	13,315.07	0.00
10E930 1250 2100 30 110000	WA TITLE I TRS	0.00	66.84	133.68	-133.68	0.00	26,551.84	0.00
10E935 1250 2100 00 000004	TITLE SIP FED TRS	0.00	0.00	0.00	0.00	0.00	0.00	0.00
10E935 1250 2100 00 000005	TITLE SIP FED TRS	0.00	0.00	0.00	0.00	0.00	0.00	0.00
10E960 1250 2100 30 000000	ESSER 2 FED TRS	14,673.00	0.00	14,673.45	-0.45	0.00	51,164.17	100.00
10E965 1250 2100 30 000000	ESSER III FED TRS	114,350.00	2,861.69	7,964.77	106,385.23	0.00	32,489.30	6.97
10E902 1250 2110 30 000000	TITLE I 9% TRS	55,000.00	0.00	0.00	55,000.00	0.00	0.00	0.00
10E902 1250 2110 30 105000	AD TITLE I TRS	0.00	524.12	1,048.22	-1,048.22	0.00	5.67	0.00
10E902 1250 2110 30 107000	JE TITLE I TRS	0.00	544.88	1,127.82	-1,127.82	0.00	5.67	0.00
10E902 1250 2110 30 108000	LI TITLE I TRS	0.00	1,929.21	3,858.41	-3,858.41	0.00	5.67	0.00
10E902 1250 2110 30 109000	LO TITLE I TRS	0.00	949.38	1,898.76	-1,898.76	0.00	5.67	0.00
10E902 1250 2110 30 110000	WA TITLE I TRS	0.00	1,584.84	3,207.73	-3,207.73	0.00	5.68	0.00
10E930 1250 2110 30 000000	TITLE I: TRS BRD 9.8901%	5,264.00	0.00	2,632.15	2,631.85	0.00	29.67	50.00
10E930 1250 2110 30 105000	AD TITLE I TRS	0.00	56.78	113.56	-113.56	0.00	6,518.94	0.00
10E930 1250 2110 30 107000	JE TITLE I TRS	0.00	56.78	113.56	-113.56	0.00	7,539.17	0.00

Account Number	Account Level Description Account Number	2023-24 Original Budget	October 2023-24 Monthly Activity	2023-24 FYTD Activity	2023-24 Available Funds	Encumbered Amount	2022-23 FY Activity	2023-24 FYTD %
10	EDUCATIONAL FUND							
10E930 1250 2110 30 108000	LI TITLE I TRS	0.00	56.78	113.56	-113.56	0.00	21,209.13	0.00
10E930 1250 2110 30 109000	LO TITLE I TRS	0.00	56.78	113.56	-113.56	0.00	11,423.85	0.00
10E930 1250 2110 30 110000	WA TITLE I TRS	0.00	56.78	113.57	-113.57	0.00	22,780.33	0.00
10E960 1250 2110 30 000000	ESSER 2 TRS 9%	12,456.00	0.00	12,456.38	-0.38	0.00	46,254.80	100.00
10E965 1250 2110 30 000000	ESSER III TRS	97,100.00	2,959.36	7,821.20	89,278.80	0.00	27,867.43	8.05
10E960 1250 2120 30 000000	ESSER 2 IMRF	400.00	0.00	400.27	-0.27	0.00	1,765.56	100.07
10E965 1250 2120 30 000000	ESSER III IMRF	2,500.00	0.00	0.00	2,500.00	0.00	0.00	0.00
10E902 1250 2170 30 000000	TITLE I .58% TRS	3,600.00	0.00	0.00	3,600.00	0.00	0.00	0.00
10E902 1250 2170 30 105000	AD TITLE I .58% TRS	0.00	33.82	67.64	-67.64	0.00	0.37	0.00
10E902 1250 2170 30 107000	JE TITLE I .58% TRS	0.00	35.16	72.78	-72.78	0.00	0.37	0.00
10E902 1250 2170 30 108000	LI TITLE I .58% TRS	0.00	124.48	248.96	-248.96	0.00	0.37	0.00
10E902 1250 2170 30 109000	LO TITLE I .58% TRS	0.00	61.25	122.51	-122.51	0.00	0.37	0.00
10E902 1250 2170 30 110000	WA TITLE I .58% TRS	0.00	102.24	206.93	-206.93	0.00	0.35	0.00
10E930 1250 2170 30 000000	TITLE I: TRS .58%	340.00	0.00	169.78	170.22	0.00	1.91	49.94
10E930 1250 2170 30 105000	AD TITLE I .58% TRS	0.00	3.66	7.32	-7.32	0.00	420.65	0.00
10E930 1250 2170 30 107000	JE TITLE I .58% TRS	0.00	3.66	7.32	-7.32	0.00	486.43	0.00
10E930 1250 2170 30 108000	LI TITLE I .58% TRS	0.00	3.66	7.32	-7.32	0.00	1,368.51	0.00
10E930 1250 2170 30 109000	LO TITLE I .58% TRS	0.00	3.66	7.32	-7.32	0.00	736.99	0.00
10E930 1250 2170 30 110000	WA TITLE I .58% TRS	0.00	3.68	7.36	-7.36	0.00	1,469.05	0.00
10E960 1250 2170 30 000000	ESSER 2 TRS .58%	824.00	0.00	824.21	-0.21	0.00	3,043.72	100.03
10E965 1250 2170 30 000000	ESSER III TRS .58%	6,300.00	190.93	505.23	5,794.77	0.00	1,798.15	8.02
10E902 1250 2220 30 000000	TITLE I HEALTH INSURANCE	91,900.00	0.00	0.00	91,900.00	0.00	0.00	0.00
10E902 1250 2220 30 105000	AD TITLE I HEALTH INS	0.00	911.66	1,823.32	-1,823.32	0.00	1,381.30	0.00
10E902 1250 2220 30 107000	JE TITLE I HEALTH INS	0.00	553.74	1,107.48	-1,107.48	0.00	725.74	0.00
10E902 1250 2220 30 108000	LI TITLE I HEALTH INS	0.00	4,546.78	9,093.56	-9,093.56	0.00	5,435.36	0.00
10E902 1250 2220 30 109000	LO TITLE I HEALTH INS	0.00	2,553.82	5,107.64	-5,107.64	0.00	1,811.80	0.00
10E902 1250 2220 30 110000	WA TITLE I HEALTH INS	0.00	3,306.42	6,612.84	-6,612.84	0.00	5,730.60	0.00
10E930 1250 2220 30 000000	TITLE I: HEALTH INSURANC	18,840.00	0.00	0.00	18,840.00	0.00	0.00	0.00
10E930 1250 2220 30 105000	AD TITLE I HEALTH INS	0.00	0.00	1,779.92	-1,779.92	0.00	8,682.60	0.00
10E930 1250 2220 30 107000	JE TITLE I HEALTH INS	0.00	0.00	1,075.86	-1,075.86	0.00	5,221.20	0.00
10E930 1250 2220 30 108000	LI TITLE I HEALTH INS	0.00	0.00	8,877.08	-8,877.08	0.00	43,303.00	0.00
10E930 1250 2220 30 109000	LO TITLE I HEALTH INS	0.00	0.00	4,986.04	-4,986.04	0.00	24,322.16	0.00
10E930 1250 2220 30 110000	WA TITLE I HEALTH INS	0.00	0.00	6,450.06	-6,450.06	0.00	31,658.55	0.00
10E960 1250 2220 30 000000	ESSER 2 HEALTH INSURANCE	0.00	0.00	723.54	-723.54	0.00	11,636.33	0.00
10E965 1250 2220 30 000000	ESSER 3 HEALTH INSURANCE	48,000.00	3,341.60	15,083.77	32,916.23	0.00	51,314.35	31.42
10E902 1250 2250 30 000000	TITLE I TRS HEALTH	10,000.00	0.00	0.00	10,000.00	0.00	0.00	0.00
10E902 1250 2250 30 105000	AD TITLE I TRS HEALTH	0.00	91.44	182.88	-182.88	0.00	0.99	0.00
10E902 1250 2250 30 107000	JE TITLE I TRS HEALTH	0.00	95.07	196.79	-196.79	0.00	0.99	0.00

Account Number	Account Level Description Account Number	2023-24 Original Budget	October 2023-24 Monthly Activity	2023-24 FYTD Activity	2023-24 Available Funds	Encumbered Amount	2022-23 FY Activity	2023-24 FYTD %
10	EDUCATIONAL FUND							
10E902 1250 2250 30 108000	LI TITLE I TRS HEALTH	0.00	336.56	673.12	-673.12	0.00	0.99	0.00
10E902 1250 2250 30 109000	LO TITLE I TRS HEALTH	0.00	165.62	331.24	-331.24	0.00	0.99	0.00
10E902 1250 2250 30 110000	WA TITLE I TRS HEALTH	0.00	276.44	559.52	-559.52	0.00	0.99	0.00
10E930 1250 2250 30 000000	TITLE I: HEALTH INS .5%	1,000.00	0.00	459.17	540.83	0.00	5.18	45.92
10E930 1250 2250 30 105000	AD TITLE I TRS HEALTH	0.00	9.90	19.80	-19.80	0.00	1,137.31	0.00
10E930 1250 2250 30 107000	JE TITLE I TRS HEALTH	0.00	9.90	19.80	-19.80	0.00	1,315.36	0.00
10E930 1250 2250 30 108000	LI TITLE I TRS HEALTH	0.00	9.90	19.80	-19.80	0.00	3,699.84	0.00
10E930 1250 2250 30 109000	LO TITLE I TRS HEALTH	0.00	9.90	19.80	-19.80	0.00	1,992.88	0.00
10E930 1250 2250 30 110000	WA TITLE I TRS HEALTH	0.00	9.92	19.84	-19.84	0.00	3,974.09	0.00
10E935 1250 2250 00 000005	TITLE SIP TRS THIS	0.00	0.00	0.00	0.00	0.00	0.00	0.00
10E936 1250 2250 00 000004	JH TITLE SIP TRS HEALTH	0.00	0.00	0.00	0.00	0.00	0.00	0.00
10E960 1250 2250 30 000000	ESSER 2 TRS HEALTH	4,394.00	0.00	2,196.90	2,197.10	0.00	8,138.51	50.00
10E965 1250 2250 30 000000	ESSER III TRS THIS	17,000.00	516.25	1,365.29	15,634.71	0.00	4,861.80	8.03
10E902 1250 3190 30 105000	ADAMS TITLE I PURCHASE SERV	0.00	0.00	0.00	0.00	0.00	0.00	0.00
10E902 1250 3190 30 107000	JEFFERSON TITLE I PURCHASE	0.00	0.00	0.00	0.00	0.00	0.00	0.00
10E902 1250 3190 30 108000	LINCOLN TITLE I PURCHASE SE	0.00	0.00	0.00	0.00	0.00	0.00	0.00
10E902 1250 3190 30 109000	LONFELLOW TITLE I PURCHASE	0.00	0.00	0.00	0.00	0.00	0.00	0.00
10E902 1250 3190 30 110000	WASHINGTO TITLE I PURCHASE	0.00	0.00	0.00	0.00	0.00	0.00	0.00
10E930 1250 3190 30 000000	Title I Contractual Service	0.00	0.00	0.00	0.00	0.00	0.00	0.00
10E930 1250 3190 30 105000	Title 1 Contractual Service	0.00	0.00	0.00	0.00	0.00	0.00	0.00
10E930 1250 3190 30 107000	Title 1 Contractual Service	0.00	0.00	0.00	0.00	0.00	0.00	0.00
10E930 1250 3190 30 108000	Title 1 Contractual Service	0.00	0.00	0.00	0.00	0.00	0.00	0.00
10E930 1250 3190 30 109000	Title 1 Contractual Serv	0.00	0.00	0.00	0.00	0.00	0.00	0.00
10E930 1250 3190 30 110000	Title 1 Contractual Service	0.00	0.00	0.00	0.00	0.00	0.00	0.00
10E935 1250 3190 00 000004	JH TITLE SIP PURCH SERV	0.00	0.00	0.00	0.00	0.00	0.00	0.00
10E935 1250 3190 00 000005	AD TITLE SIP PURCH SERV	0.00	0.00	0.00	0.00	0.00	0.00	0.00
10E936 1250 3190 00 000004	Title SIP MJHS Purchase Ser	0.00	0.00	0.00	0.00	0.00	0.00	0.00
10E936 1250 3190 00 000005	Title SIP Adams Purchase Se	0.00	0.00	0.00	0.00	0.00	0.00	0.00
10E953 1250 3190 00 000000	FY23 Digital Equity 3 Pur S	0.00	0.00	0.00	0.00	0.00	39,270.00	0.00
10E954 1250 3190 00 000000	Digital Equity 4 purchase s	13,820.00	-11,130.00	13,820.00	0.00	0.00	0.00	100.00
10E960 1250 3190 30 000000	ESSER II PURCHASE SERVICES	0.00	0.00	0.00	0.00	0.00	3,440.00	0.00
10E965 1250 3190 30 000000	ESSER III: PURCHASE SERVICE	485,000.00	56,925.00	140,740.50	343,759.50	500.00	40,013.50	29.02
10E902 1250 4100 30 000000	TITLE I SUPPLIES	313.00	0.00	0.00	313.00	0.00	91,814.27	0.00
10E902 1250 4100 30 105000	ADAMS TITLE I SUPPLIES	0.00	1,397.60	1,397.60	-1,397.60	0.00	0.00	0.00
10E902 1250 4100 30 107000	JEFFERSON TITLE I SUPPLIES	0.00	1,397.60	2,308.91	-3,220.22	911.31	4,936.67	0.00
10E902 1250 4100 30 108000	LINCOLN TITLE I SUPPLIES	0.00	2,151.20	2,151.20	-2,151.20	0.00	2,316.80	0.00
10E902 1250 4100 30 109000	LONGFELLOW TITLE I SUPPLIES	0.00	1,397.60	2,308.91	-3,220.22	911.31	774.40	0.00
10E902 1250 4100 30 110000	WASHINGTON TITLE I SUPPLIES	0.00	1,397.60	1,397.60	-1,397.60	0.00	4,631.07	0.00

Account Number	Account Level Description Account Number	2023-24 Original Budget	October 2023-24 Monthly Activity	2023-24 FYTD Activity	2023-24 Available Funds	Encumbered Amount	2022-23 FY Activity	2023-24 FYTD %
10	EDUCATIONAL FUND							
10E930 1250 4100 30 000000	TITLE I: INSTRUCTIONAL MATE	24,000.00	0.00	23,156.32	843.68	0.00	250,495.07	96.48
10E930 1250 4100 30 105000	AD TITLE I SUPPLIES	0.00	0.00	193.19	-5,969.90	5,776.71	0.00	0.00
10E930 1250 4100 30 107000	JE TITLE I SUPPLIES	0.00	0.00	0.00	-4,887.09	4,887.09	0.00	0.00
10E930 1250 4100 30 108000	LI TITLE I SUPPLIES	0.00	0.00	0.00	-18,717.04	18,717.04	0.00	0.00
10E930 1250 4100 30 109000	LO TITLE I SUPPLIES	0.00	0.00	0.00	-5,103.30	5,103.30	0.00	0.00
10E930 1250 4100 30 110000	WA TITLE I SUPPLIES	0.00	0.00	0.00	-17,863.66	17,863.66	3,220.00	0.00
10E935 1250 4100 00 000004	JH TITLE I 1003A SUPPLIES	18,000.00	856.76	18,615.42	-615.42	0.00	1,139.25	103.42
10E935 1250 4100 00 000005	AD TITLE I 1003A SUPPLIES	7,900.00	0.00	8,758.66	-1,769.97	911.31	0.00	110.87
10E935 1250 4100 00 000007	JE TITLE I 1003A SUPPLIES	0.00	0.00	0.00	0.00	0.00	0.00	0.00
10E936 1250 4100 00 000004	JH TITLE I SIP SUPPLIES	0.00	0.00	0.00	0.00	0.00	19,267.19	0.00
10E936 1250 4100 00 000005	Title SIP Adams Supplies	0.00	2,601.01	2,601.01	-2,601.01	0.00	4,707.24	0.00
10E953 1250 4100 00 000000	FY23 Digital Equity 3 Suppl	0.00	0.00	52,063.00	-62,818.90	10,755.90	318,441.00	0.00
10E954 1250 4100 00 000000	Digital Equity 4 Supplies	121,180.00	-129,517.00	121,180.00	0.00	0.00	0.00	100.00
10E960 1250 4100 30 000000	ESSER II: Supplies	611.00	11,757.33	26,383.18	-45,956.06	20,183.88	420,624.93	4,318.03
10E965 1250 4100 30 000000	ESSER III: SUPPLIES	130,262.00	3,775.81	70,637.16	18,654.58	40,970.26	137,546.35	54.23
10E902 1250 5400 30 105000	ADAMS TITLE I CAP OUTLAY	0.00	0.00	0.00	0.00	0.00	0.00	0.00
10E902 1250 5400 30 107000	JEFFERSON TITLE I CAP OUTLA	0.00	0.00	0.00	0.00	0.00	0.00	0.00
10E902 1250 5400 30 108000	LINCOLN TITLE I CAP OUTLAY	0.00	0.00	0.00	0.00	0.00	0.00	0.00
10E902 1250 5400 30 109000	LONGFELLOW TITLE I CAP OUTL	0.00	0.00	0.00	0.00	0.00	0.00	0.00
10E902 1250 5400 30 110000	WASHINGTON TITLE I CAP OUTL	0.00	0.00	0.00	0.00	0.00	0.00	0.00
10E935 1250 5400 00 000004	JH TITLE I 1003A CAPITAL OU	0.00	0.00	0.00	0.00	0.00	0.00	0.00
10E935 1250 5400 00 000005	AD TITLE I 1003A CAPITAL OU	0.00	0.00	0.00	0.00	0.00	0.00	0.00
10E935 1250 5400 00 000007	JE TITLE I 1003A CAPITAL OU	0.00	0.00	0.00	0.00	0.00	0.00	0.00
10E953 1250 5400 00 000000	Digital Equity 3 Capital Ou	0.00	0.00	0.00	0.00	0.00	216,494.00	0.00
10E954 1250 5400 00 000000	Digital Equity 4 Capital Ou	93,000.00	0.00	93,000.00	0.00	0.00	0.00	100.00
10E965 1250 5400 30 000000	ESSER III: CAPTIAL OUTLAY	14,372.00	0.00	0.00	14,372.00	0.00	0.00	0.00
10E000 1251 4100 00 000000	McKinney Vento Supplies	0.00	660.42	-296.94	-3,064.20	3,023.68	3,848.66	0.00
10E941 1251 4100 00 000000	McKinney Vento ARP Supplies	0.00	0.00	0.00	0.00	0.00	18,654.67	0.00
10E000 1400 1250 20 000000	VOC: SALARY, STUDENTS	50,000.00	5,587.01	15,634.19	34,365.81	0.00	40,007.13	31.27
10E000 1400 3190 20 000000	VOC: PURCHASED SERV	10,000.00	863.19	2,428.73	6,705.59	0.00	12,057.13	24.29
10E000 1400 4100 20 000000	VOC: SUPPLIES	500.00	0.00	0.00	500.00	0.00	222.71	0.00
10E000 1401 1210 21 000000	WCRVS: STIPENDS, TUTORS	0.00	0.00	0.00	0.00	0.00	0.00	0.00
10E000 1401 4100 21 000000	WCRVS: SUPPLIES - TO BE REI	0.00	0.00	4,129.56	-11,729.56	7,600.00	0.00	0.00
10E000 1446 4100 00 000004	B;dg Trades - Harvest Crest	100,000.00	23,480.03	27,408.03	58,405.79	10,619.73	23,310.00	27.41
10E000 1500 1120 00 000000	ATHLETIC SALARY	20,000.00	750.60	2,061.36	17,938.64	0.00	11,207.40	10.31
10E204 1500 1120 20 000000	JH BOYS BASKETBALL SALARY	8,700.00	719.78	2,858.56	5,841.44	0.00	8,481.72	32.86
10E204 1500 1120 21 000000	JH BASEBALL SALARY	6,500.00	499.86	2,001.80	4,498.20	0.00	6,015.12	30.80
10E204 1500 1120 22 000000	JH SOFTBALL SALARY	7,000.00	1,607.82	3,775.80	3,224.20	0.00	5,949.96	53.94

Account Number	Account Level Description Account Number	2023-24 Original Budget	October 2023-24 Monthly Activity	2023-24 FYTD Activity	2023-24 Available Funds	Encumbered Amount	2022-23 FY Activity	2023-24 FYTD %
10	EDUCATIONAL FUND							
10E204 1500 1120 23 000000	JH VOLLEYBALL SALARY	6,700.00	0.00	0.00	6,700.00	0.00	6,551.80	0.00
10E204 1500 1120 24 000000	JH CHEERLEADING SALARY	3,200.00	559.82	1,119.64	2,080.36	0.00	2,838.00	34.99
10E204 1500 1120 25 000000	JH DANCE/POM SALARY	3,200.00	378.78	757.56	2,442.44	0.00	2,838.06	23.67
10E204 1500 1120 26 000000	JH BOYS TRACK SALARY	7,600.00	334.08	1,535.28	6,064.72	0.00	7,425.60	20.20
10E204 1500 1120 27 000000	JH CROSS COUNTRY SALARY	7,400.00	1,627.66	3,815.48	3,584.52	0.00	7,240.32	51.56
10E204 1500 1120 40 000000	JH GIRLS BASKETBALL SALARY	9,000.00	319.90	1,270.48	7,729.52	0.00	8,499.72	14.12
10E204 1500 1120 41 000000	JH GIRLS TRACK SALARY	6,600.00	329.90	1,526.96	5,073.04	0.00	6,446.12	23.14
10E204 1500 1120 42 000000	JH CROSS COUNTRY SALARY	0.00	0.00	0.00	0.00	0.00	0.00	0.00
10E303 1500 1120 01 000000	HS FOOTBALL SALARY	40,000.00	6,038.98	15,033.08	24,966.92	0.00	31,869.72	37.58
10E303 1500 1120 02 000000	HS BOYS CROSS COUNTRY SALAR	2,000.00	0.00	0.00	2,000.00	0.00	0.00	0.00
10E303 1500 1120 03 000000	HS BOYS TENNIS SALARY	4,900.00	0.00	805.00	4,095.00	0.00	4,803.76	16.43
10E303 1500 1120 04 000000	HS BOYS SOCCER SALARY	8,300.00	4,138.72	8,277.44	22.56	0.00	8,159.24	99.73
10E303 1500 1120 05 000000	HS BOYS TRACK SALARY	20,000.00	1,919.40	3,838.80	16,161.20	0.00	19,438.22	19.19
10E303 1500 1120 06 000000	HS WRESTLING SALARY	9,000.00	0.00	0.00	9,000.00	0.00	8,159.28	0.00
10E303 1500 1120 07 000000	HS BASEBALL SALARY	15,000.00	370.80	705.84	14,294.16	0.00	14,644.68	4.71
10E303 1500 1120 08 000000	HS SOFTBALL SALARY	15,000.00	878.06	4,157.48	10,842.52	0.00	13,512.62	27.72
10E303 1500 1120 09 000000	HS FISHING SALARY	3,000.00	239.92	952.84	2,047.16	0.00	2,827.24	31.76
10E303 1500 1120 10 000000	HS BOWLING SALARY	5,000.00	436.22	1,224.54	3,775.46	0.00	4,445.84	24.49
10E303 1500 1120 11 000000	HS VOLLEYBALL SALARY	15,000.00	4,538.58	9,747.24	5,252.76	0.00	14,292.96	64.98
10E303 1500 1120 12 000000	HS BOYS GOLF SALARY	5,000.00	412.38	1,638.08	3,361.92	0.00	4,862.00	32.76
10E303 1500 1120 13 000000	HS CHEERLEADER SALARY	8,200.00	1,359.58	2,719.16	5,480.84	0.00	8,041.08	33.16
10E303 1500 1120 14 000000	HS DANCE/POM SALARY	11,000.00	903.06	3,587.40	7,412.60	0.00	10,274.44	32.61
10E303 1500 1120 15 000000	HS BOYS BASKETBALL SALARY	25,000.00	1,553.70	6,170.52	18,829.48	0.00	23,711.44	24.68
10E303 1500 1120 31 000000	HS GIRLS BASKETBALL SALARY	16,000.00	0.00	0.00	16,000.00	0.00	14,963.04	0.00
10E303 1500 1120 32 000000	HS GIRLS CROSS COUNTRY SALA	5,000.00	416.54	1,646.40	3,353.60	0.00	4,862.00	32.93
10E303 1500 1120 33 000000	HS GIRLS TRACK SALARY	15,000.00	529.84	2,774.32	12,225.68	0.00	13,845.60	18.50
10E303 1500 1120 34 000000	HS GIRLS BASKETBALL SALARY	5,000.00	399.88	1,596.44	3,403.56	0.00	4,753.80	31.93
10E303 1500 1120 35 000000	HS GIRLS TENNIS SALARY	5,000.00	408.20	1,629.72	3,370.28	0.00	4,853.68	32.59
10E303 1500 1120 36 000000	HS GIRLS SOCCER SALARY	8,500.00	671.80	1,343.60	7,156.40	0.00	8,159.22	15.81
10E000 1500 1150 00 000000	ATHLETIC SEC	30,000.00	2,926.32	9,963.64	20,036.36	0.00	27,864.79	33.21
10E000 1500 1150 00 000001	Athletic Workers Salary	40,000.00	3,780.00	7,575.00	32,425.00	0.00	37,877.40	18.94
10E000 1500 2100 00 000001	ATHL TRS FED	0.00	48.92	96.10	-96.10	0.00	746.96	0.00
10E000 1500 2110 00 000000	ATHL: TRS 9%	1,800.00	74.22	148.44	1,651.56	0.00	1,002.23	8.25
10E000 1500 2110 00 000001	ATHL: TRS 9%	1,600.00	97.91	187.92	1,412.08	0.00	1,552.52	11.75
10E204 1500 2110 20 000000	JH BOYS BASKETBALL TRS 9%	1,000.00	71.18	142.36	857.64	0.00	842.01	14.24
10E204 1500 2110 21 000000	JH BOYS BASEBALL TRS 9%	700.00	49.44	98.88	601.12	0.00	594.64	14.13
10E204 1500 2110 22 000000	JH SOFTBALL TRS 9%	400.00	28.52	57.04	342.96	0.00	332.40	14.26
10E204 1500 2110 23 000000	JH VOLLEYBALL TRS 9%	400.00	0.00	0.00	400.00	0.00	0.00	0.00

Account Number	Account Level Description Account Number	2023-24 Original Budget	October 2023-24 Monthly Activity	2023-24 FYTD Activity	2023-24 Available Funds	Encumbered Amount	2022-23 FY Activity	2023-24 FYTD %
10	EDUCATIONAL FUND							
10E204 1500 2110 24 000000	JH CHEERLEADING TRS 9%	300.00	0.00	0.00	300.00	0.00	0.00	0.00
10E204 1500 2110 25 000000	JH DANCE/POM TRS 9%	400.00	0.00	0.00	400.00	0.00	0.00	0.00
10E204 1500 2110 26 000000	JH BOYS TRACK TRS 9%	750.00	33.04	66.08	683.92	0.00	723.17	8.81
10E204 1500 2110 27 000000	JH BOYS CROSS COUNTRY TRS 9	750.00	28.10	56.20	693.80	0.00	664.80	7.49
10E204 1500 2110 40 000000	JH GIRLS BASKETBALL TRS 9%	500.00	31.64	63.28	436.72	0.00	374.20	12.66
10E204 1500 2110 41 000000	JH GIRLS TRACK TRS 9%	500.00	32.64	65.28	434.72	0.00	385.92	13.06
10E204 1500 2110 42 000000	JH GIRLS CROSS COUNTRY TRS	0.00	0.00	0.00	0.00	0.00	0.00	0.00
10E303 1500 2110 01 000000	FOOTBALL TRS 9%	2,300.00	191.40	382.79	1,917.21	0.00	1,753.64	16.64
10E303 1500 2110 02 000000	HS BOYS CROSS COUNTRY TRS 9	500.00	0.00	0.00	500.00	0.00	0.00	0.00
10E303 1500 2110 03 000000	HS BOYS TENNIS TRS 9%	500.00	0.00	0.00	500.00	0.00	477.62	0.00
10E303 1500 2110 05 000000	HS BOYS TRACK TRS 9%	1,000.00	0.00	0.00	1,000.00	0.00	0.00	0.00
10E303 1500 2110 06 000000	HS Wrestling TRS 9%	200.00	0.00	0.00	200.00	0.00	0.00	0.00
10E303 1500 2110 07 000000	HS BASEBALL TRS 9%	500.00	36.68	36.68	463.32	0.00	198.74	7.34
10E303 1500 2110 08 000000	HS SOFTBALL TRS 9%	1,100.00	86.82	173.64	926.36	0.00	1,027.48	15.79
10E303 1500 2110 09 000000	HS FISHING TRS 9%	325.00	23.72	47.44	277.56	0.00	280.78	14.60
10E303 1500 2110 10 000000	HS Bowling TRS 9%	500.00	43.15	43.15	456.85	0.00	467.77	8.63
10E303 1500 2110 11 000000	HS VOLLEYBALL TRS 9%	500.00	33.62	67.24	432.76	0.00	397.65	13.45
10E303 1500 2110 12 000000	HS BOYS GOLF TRS 9%	550.00	40.78	81.56	468.44	0.00	482.64	14.83
10E303 1500 2110 13 000000	CHEERLEADER TRS 9%	300.00	0.00	0.00	300.00	0.00	0.00	0.00
10E303 1500 2110 14 000000	HS DANCE/POM PON TRS 9%	1,100.00	89.30	178.60	921.40	0.00	1,057.14	16.24
10E303 1500 2110 15 000000	HS BOYS BASKETBALL TRS 9%	2,500.00	153.67	307.33	2,192.67	0.00	2,282.47	12.29
10E303 1500 2110 31 000000	HS GIRLS BASKETBALL TRS 9%	500.00	0.00	0.00	500.00	0.00	397.62	0.00
10E303 1500 2110 32 000000	HS GIRLS CROSS COUNTRY TRS	600.00	41.20	82.40	517.60	0.00	482.64	13.73
10E303 1500 2110 33 000000	HS GIRLS TRACK TRS 9%	900.00	52.40	104.80	795.20	0.00	785.59	11.64
10E303 1500 2110 34 000000	HS GIRLS GOLF TRS 9%	550.00	39.56	79.12	470.88	0.00	472.79	14.39
10E303 1500 2110 35 000000	HS GIRLS TENNIS TRS 9%	500.00	40.38	80.76	419.24	0.00	482.65	16.15
10E303 1500 2110 36 000000	HS GIRLS SOCCER TRS 9%	100.00	0.00	0.00	100.00	0.00	0.00	0.00
10E000 1500 2120 00 000000	ATHL: IMRF	1,500.00	137.89	469.47	1,030.53	0.00	1,312.93	31.30
10E000 1500 2120 00 000001	ATHL: IMRF	500.00	78.45	125.57	374.43	0.00	427.64	25.11
10E303 1500 2120 01 000000	FOOTBALL IMRF	500.00	0.00	0.00	500.00	0.00	0.00	0.00
10E303 1500 2120 05 000000	HS Boys Track IMRF	500.00	90.44	180.88	319.12	0.00	317.62	36.18
10E303 1500 2120 06 000000	HS WRESTLING IMRF	100.00	0.00	0.00	100.00	0.00	0.00	0.00
10E303 1500 2120 07 000000	HS Baseball IMRF	200.00	0.00	0.00	200.00	0.00	189.45	0.00
10E303 1500 2120 15 000000	HS BOYS BASKETBALL IMRF	100.00	0.00	0.00	100.00	0.00	0.00	0.00
10E303 1500 2120 31 000000	HS GIRLS BASKETBALL IMRF	200.00	0.00	0.00	200.00	0.00	189.44	0.00
10E303 1500 2120 32 000000	HS Girls CC IMRF	100.00	0.00	0.00	100.00	0.00	0.00	0.00
10E303 1500 2120 33 000000	HS GIRLS TRACK IMRF	200.00	0.00	0.00	200.00	0.00	0.00	0.00
10E303 1500 2120 36 000000	HS Girls Soccer IMRF	150.00	31.66	63.32	86.68	0.00	128.16	42.21

Account Number	Account Level Description	2023-24	October 2023-24	2023-24	2023-24	Encumbered	2022-23	2023-24
	Account Number	Original Budget	Monthly Activity	FYTD Activity	Available Funds	Amount	FY Activity	FYTD %
10	EDUCATIONAL FUND							
10E000 1500 2170 00 000000	ATHL: TRS .58%	100.00	4.80	9.60	90.40	0.00	64.58	9.60
10E000 1500 2170 00 000001	ATHL: TRS .58%	150.00	6.31	12.14	137.86	0.00	101.13	8.09
10E204 1500 2170 20 000000	JH BOYS BASKETBALL TRS .58%	100.00	4.60	9.20	90.80	0.00	54.44	9.20
10E204 1500 2170 21 000000	JH BASEBALL TRS .58%	50.00	3.19	6.38	43.62	0.00	38.35	12.76
10E204 1500 2170 22 000000	JH SOFTBALL TRS .58%	50.00	1.84	3.68	46.32	0.00	21.56	7.36
10E204 1500 2170 23 000000	JH VOLLEYBALL TRS .58%	50.00	0.00	0.00	50.00	0.00	0.00	0.00
10E204 1500 2170 24 000000	JH CHEERLEADING TRS .58%	50.00	0.00	0.00	50.00	0.00	0.00	0.00
10E204 1500 2170 25 000000	JH DANCE/POM PON TRS .58%	50.00	0.00	0.00	50.00	0.00	0.00	0.00
10E204 1500 2170 26 000000	JH BOYS TRACK TRS .58%	50.00	2.12	4.24	45.76	0.00	46.85	8.48
10E204 1500 2170 27 000000	JH BOYS CROSS COUNTRY TRS .	50.00	1.82	3.64	46.36	0.00	42.76	7.28
10E204 1500 2170 40 000000	JH GIRLS BASKETBALL TRS .58	50.00	2.04	4.08	45.92	0.00	24.20	8.16
10E204 1500 2170 41 000000	JH GIRLS TRACK TRS .58%	50.00	2.10	4.20	45.80	0.00	24.86	8.40
10E204 1500 2170 42 000000	JH GIRLS CR COUNTRY TRS .58	0.00	0.00	0.00	0.00	0.00	0.00	0.00
10E303 1500 2170 01 000000	HS FOOTBALL TRS .58%	200.00	12.33	24.66	175.34	0.00	113.41	12.33
10E303 1500 2170 02 000000	HS BOYS CROSS COUNTRY TRS .	50.00	0.00	0.00	50.00	0.00	0.00	0.00
10E303 1500 2170 03 000000	HS BOYS TENNIS TRS .58%	50.00	0.00	0.00	50.00	0.00	30.74	0.00
10E303 1500 2170 05 000000	HS BOYS TRACK TRS .58%	100.00	0.00	0.00	100.00	0.00	0.00	0.00
10E303 1500 2170 06 000000	HS WRESTLING TRS .58%	50.00	0.00	0.00	50.00	0.00	0.00	0.00
10E303 1500 2170 07 000000	HS BASEBALL TRS .58%	100.00	2.36	2.36	97.64	0.00	12.74	2.36
10E303 1500 2170 08 000000	HS SOFTBALL TRS .58%	100.00	5.62	11.24	88.76	0.00	66.17	11.24
10E303 1500 2170 09 000000	HS FISHING TRS .58%	50.00	1.54	3.08	46.92	0.00	18.02	6.16
10E303 1500 2170 10 000000	HS Bowling TRS .58%	50.00	2.78	2.78	47.22	0.00	30.22	5.56
10E303 1500 2170 11 000000	HS VOLLEYBALL TRS .58%	50.00	2.16	4.32	45.68	0.00	25.67	8.64
10E303 1500 2170 12 000000	HS BOYS GOLF TRS .58%	50.00	2.62	5.24	44.76	0.00	31.00	10.48
10E303 1500 2170 13 000000	CHEERLEADING TRS .58%	50.00	0.00	0.00	50.00	0.00	0.00	0.00
10E303 1500 2170 14 000000	HS DANCE/POM TRS .58%	75.00	5.76	11.52	63.48	0.00	68.00	15.36
10E303 1500 2170 15 000000	HS BOYS BASKETBALL TRS .58%	150.00	9.90	19.79	130.21	0.00	147.36	13.19
10E303 1500 2170 31 000000	HS GIRLS BASKETBALL TRS .58	50.00	0.00	0.00	50.00	0.00	25.68	0.00
10E303 1500 2170 32 000000	HS GIRLS CROSS COUNTRY TRS	50.00	2.66	5.32	44.68	0.00	31.18	10.64
10E303 1500 2170 33 000000	HS GIRLS TRACK TRS .58%	100.00	3.38	6.76	93.24	0.00	50.75	6.76
10E303 1500 2170 34 000000	HS GIRLS GOLF TRS .58%	50.00	2.55	5.11	44.89	0.00	30.48	10.22
10E303 1500 2170 35 000000	HS GIRLS TENNIS TRS .58%	50.00	2.60	5.20	44.80	0.00	31.19	10.40
10E303 1500 2170 36 000000	HS GIRLS SOCCER TRS .58%	50.00	0.00	0.00	50.00	0.00	0.00	0.00
10E000 1500 2220 00 000001	HS Health Insurance	0.00	0.00	0.00	0.00	0.00	20.38	0.00
10E303 1500 2220 07 000000		0.00	61.64	61.64	-61.64	0.00	0.00	0.00
10E303 1500 2220 10 000000		0.00	85.80	85.80	-85.80	0.00	0.00	0.00
10E303 1500 2220 33 000000	HS Girls Track Health Ins	700.00	0.00	108.34	591.66	0.00	157.63	15.48
10E000 1500 2250 00 000000	ATHL: HEALTH INS .5% CON	300.00	12.94	25.88	274.12	0.00	174.75	8.63

Account Number	Account Level Description Account Number	2023-24 Original Budget	October 2023-24 Monthly Activity	2023-24 FYTD Activity	2023-24 Available Funds	Encumbered Amount	2022-23 FY Activity	2023-24 FYTD %
10	EDUCATIONAL FUND							
10E000 1500 2250 00 000001	ATHL: HEAL.INS. .5%	300.00	17.08	32.79	267.21	0.00	271.96	10.93
10E204 1500 2250 20 000000	JH BOYS BASKETBALL TRS HEAL	175.00	12.42	24.84	150.16	0.00	146.88	14.19
10E204 1500 2250 21 000000	JH BASEBALL TRS HEALTH INS	150.00	8.63	17.25	132.75	0.00	103.69	11.50
10E204 1500 2250 22 000000	JH SOFTBALL TRS HEALTH INS	100.00	4.98	9.96	90.04	0.00	57.89	9.96
10E204 1500 2250 23 000000	JH VOLLEYBALL TRS HEALTH IN	50.00	0.00	0.00	50.00	0.00	0.00	0.00
10E204 1500 2250 24 000000	JH CHEERLEADING TRS HEALTH	50.00	0.00	0.00	50.00	0.00	0.00	0.00
10E204 1500 2250 25 000000	JH DANCE/POM PON TRS HEALTH	50.00	0.00	0.00	50.00	0.00	0.00	0.00
10E204 1500 2250 26 000000	JH BOYS TRACK TRS HEALTH IN	150.00	5.76	11.52	138.48	0.00	126.13	7.68
10E204 1500 2250 27 000000	JH BOYS CROSS COUNTRY TRS H	200.00	4.90	9.80	190.20	0.00	116.12	4.90
10E204 1500 2250 40 000000	JH GIRLS BASKETBALL TRS HEA	100.00	5.52	11.04	88.96	0.00	65.28	11.04
10E204 1500 2250 41 000000	JH GIRLS TRACK TRS HEALTH I	150.00	5.68	11.36	138.64	0.00	67.32	7.57
10E204 1500 2250 42 000000	JH GIRLS CR CO TRS HEALTH I	0.00	0.00	0.00	0.00	0.00	0.00	0.00
10E303 1500 2250 01 000000	HS FOOTBALL TRS HEALTH INS	400.00	33.38	66.76	333.24	0.00	306.16	16.69
10E303 1500 2250 02 000000	HS BOYS CROSS COUNTRY TRS H	100.00	0.00	0.00	100.00	0.00	0.00	0.00
10E303 1500 2250 03 000000	HS BOYS TENNIS TRS HEALTH I	150.00	0.00	0.00	150.00	0.00	83.29	0.00
10E303 1500 2250 05 000000	HS BOYS TRACK TRS HEALTH IN	150.00	0.00	0.00	150.00	0.00	0.00	0.00
10E303 1500 2250 06 000000	HS Wrestling TRS Health	50.00	0.00	0.00	50.00	0.00	0.00	0.00
10E303 1500 2250 07 000000	HS BASEBALL TRS HEALTH INS	150.00	6.40	6.40	143.60	0.00	34.78	4.27
10E303 1500 2250 08 000000	HS SOFTBALL TRS HEALTH INS	250.00	15.14	30.28	219.72	0.00	179.17	12.11
10E303 1500 2250 09 000000	HS FISHING TRS HEALTH	100.00	4.14	8.28	91.72	0.00	48.96	8.28
10E303 1500 2250 10 000000	HS Bowling TRS Health	100.00	7.52	7.52	92.48	0.00	81.60	7.52
10E303 1500 2250 11 000000	HS VOLLEYBALL TRS HEATLH IN	200.00	5.86	11.72	188.28	0.00	69.36	5.86
10E303 1500 2250 12 000000	HS BOYS GOLF TRS HEALTH INS	200.00	7.12	14.24	185.76	0.00	84.23	7.12
10E303 1500 2250 13 000000	CHEERLEADING TRS HEALTH INS	50.00	0.00	0.00	50.00	0.00	0.00	0.00
10E303 1500 2250 14 000000	HS DANCE/POM TRS HEALTH INS	200.00	15.58	31.16	168.84	0.00	184.51	15.58
10E303 1500 2250 15 000000	HS BOYS BASKETBALL TRS HEAL	425.00	26.80	53.60	371.40	0.00	398.18	12.61
10E303 1500 2250 31 000000	HS GIRLS BASKETBALL TRS HEA	150.00	0.00	0.00	150.00	0.00	69.36	0.00
10E303 1500 2250 32 000000	HS GIRLS CC TRS HEALTH INS	150.00	7.18	14.36	135.64	0.00	84.23	9.57
10E303 1500 2250 33 000000	HS GIRLS TRACK TRS HEALTH I	200.00	9.14	18.28	181.72	0.00	137.12	9.14
10E303 1500 2250 34 000000	HS GIRLS GOLF TRS HEALTH IN	150.00	6.90	13.80	136.20	0.00	82.54	9.20
10E303 1500 2250 35 000000	HS GIRLS TENNIS TRS HEALTH	150.00	7.04	14.08	135.92	0.00	84.23	9.39
10E303 1500 2250 36 000000	HS GIRLS SOCCER TRS HEATLH	0.00	0.00	0.00	0.00	0.00	0.00	0.00
10E303 1500 3120 00 000000	IHSA - CONTRACTUAL	15,000.00	0.00	0.00	14,829.00	0.00	2,261.10	0.00
10E303 1500 3120 01 000000	IHSA FOOTBALL CONTRACTUAL	100.00	0.00	0.00	100.00	0.00	0.00	0.00
10E303 1500 3120 04 000000	IHSA HS BOYS SOCCER CONTRAC	100.00	0.00	0.00	100.00	0.00	0.00	0.00
10E303 1500 3120 10 000000	IHSA BOWLING CONTRACTUAL	0.00	0.00	0.00	0.00	0.00	0.00	0.00
10E000 1500 3190 00 000000	ATHLETIC PURCHASED SERVICES	45,000.00	2,599.95	18,654.10	19,345.90	7,000.00	13,388.36	41.45
10E000 1500 3190 03 000000	HS BOYS TENNIS OFFICIALS	0.00	0.00	0.00	0.00	0.00	0.00	0.00

Account Number	Account Level Description Account Number	2023-24 Original Budget	October 2023-24 Monthly Activity	2023-24 FYTD Activity	2023-24 Available Funds	Encumbered Amount	2022-23 FY Activity	2023-24 FYTD %
10	EDUCATIONAL FUND							
10E000 1500 3190 04 000000	HS BOYS SOCCER OFFICIALS	3,100.00	1,415.00	1,885.00	1,215.00	0.00	3,010.00	60.81
10E000 1500 3190 05 000000	HS BOYS TRACK OFFICIALS	1,500.00	0.00	0.00	1,500.00	0.00	1,385.00	0.00
10E000 1500 3190 06 000000	WRESTLING OFFICIALS	2,500.00	0.00	0.00	2,500.00	0.00	2,150.00	0.00
10E000 1500 3190 07 000000	BASEBALL OFFICIALS	4,000.00	0.00	0.00	4,000.00	0.00	3,840.00	0.00
10E000 1500 3190 08 000000	SOFTBALL OFFICIALS	3,000.00	0.00	0.00	3,000.00	0.00	2,350.00	0.00
10E000 1500 3190 11 000000	VOLLEYBALL OFFICIALS	3,000.00	1,210.00	1,420.00	1,580.00	0.00	1,585.00	47.33
10E000 1500 3190 15 000000	HS BOYS BASKEBALL OFFICIALS	7,500.00	0.00	0.00	7,500.00	0.00	6,915.00	0.00
10E000 1500 3190 20 000000	JH BOYS BASKETBALL OFFICIAL	2,600.00	0.00	0.00	2,600.00	0.00	2,385.00	0.00
10E000 1500 3190 21 000000	JH BASEBALL OFFICIALS	1,700.00	430.00	1,330.00	370.00	0.00	1,489.97	78.24
10E000 1500 3190 22 000000	JH SOFTBALL OFFICIALS	2,000.00	560.00	1,180.00	820.00	0.00	1,639.99	59.00
10E000 1500 3190 23 000000	JH VOLLEYBALL OFFICIALS	1,500.00	0.00	0.00	1,500.00	0.00	1,040.00	0.00
10E000 1500 3190 26 000000	JH BOYS TRACK OFFICIALS	1,200.00	0.00	0.00	1,200.00	0.00	432.00	0.00
10E000 1500 3190 27 000000	JH BOYS CROSS COUNTRY OFFIC	200.00	0.00	0.00	200.00	0.00	0.00	0.00
10E000 1500 3190 31 000000	HS GIRLS BASKETBALL OFFICIA	5,000.00	0.00	0.00	5,000.00	0.00	4,140.00	0.00
10E000 1500 3190 32 000000	HS GIRLS CROSS COUNTRY OFFI	100.00	0.00	0.00	100.00	0.00	47.50	0.00
10E000 1500 3190 33 000000	HS GIRLS TRACK OFFICIALS	200.00	0.00	0.00	200.00	0.00	0.00	0.00
10E000 1500 3190 36 000000	HS GIRLS SOCCER OFFICIALS	3,000.00	0.00	0.00	3,000.00	0.00	2,580.00	0.00
10E000 1500 3190 40 000000	JH GIRLS BASKETBALL OFFICIA	1,600.00	0.00	0.00	1,600.00	0.00	1,300.00	0.00
10E000 1500 3190 41 000000	JH GIRLS TRACK OFFICIALS	125.00	0.00	0.00	125.00	0.00	90.00	0.00
10E303 1500 3190 01 000000	HS FOOTBALL OFFICIALS	4,500.00	1,970.00	2,870.00	1,630.00	0.00	4,150.00	63.78
10E303 1500 3190 02 000000	HS BOYS CROSS COUNTRY OFFIC	100.00	0.00	0.00	100.00	0.00	47.50	0.00
10E000 1500 3230 00 000000	ATHL: REPAIR OF EQUIP	5,000.00	0.00	0.00	5,000.00	0.00	3,069.95	0.00
10E000 1500 3230 01 000000	FOOTBALL REPAIR OF EQUIP	5,000.00	0.00	0.00	5,000.00	0.00	0.00	0.00
10E000 1500 3320 00 000000	ATHL: TRAVEL	2,000.00	350.01	350.01	1,481.19	0.00	975.90	17.50
10E000 1500 3320 01 000000	FOOTBALL TRAVEL	1,000.00	0.00	0.00	1,000.00	0.00	448.01	0.00
10E000 1500 3320 02 000000	HS BOYS CROSS COUNTRY TRAVE	2,500.00	1,727.13	1,727.13	772.87	0.00	2,217.94	69.09
10E000 1500 3320 03 000000	HS BOYS TENNIS TRAVEL	1,000.00	0.00	0.00	1,000.00	0.00	0.00	0.00
10E000 1500 3320 04 000000	HS BOYS SOCCER TRAVEL	0.00	0.00	3,220.50	-3,220.50	0.00	0.00	0.00
10E000 1500 3320 05 000000	HS BOYS TRACK TRAVEL	4,000.00	0.00	14.12	3,985.88	0.00	5,936.32	0.35
10E000 1500 3320 06 000000	WRESTLING TRAVEL	6,000.00	0.00	0.00	6,000.00	0.00	3,000.02	0.00
10E000 1500 3320 10 000000	BOWLING TRAVEL	500.00	0.00	0.00	500.00	0.00	231.78	0.00
10E000 1500 3320 11 000000	VOLLEYBALL TRAVEL	0.00	0.00	0.00	0.00	0.00	0.00	0.00
10E000 1500 3320 12 000000	HS BOYS GOLF TRAVEL	1,000.00	0.00	0.00	1,000.00	0.00	540.97	0.00
10E000 1500 3320 14 000000	DANCE/POM PON TRAVEL	3,500.00	0.00	0.00	3,500.00	0.00	2,766.55	0.00
10E000 1500 3320 15 000000	HS BOYS BASKETBALL TRAVEL	1,000.00	0.00	0.00	1,000.00	0.00	0.00	0.00
10E000 1500 3320 20 000000	JH BOYS BASKETBALL TRAVEL	0.00	0.00	0.00	0.00	0.00	0.00	0.00
10E000 1500 3320 23 000000	JH VOLLEYBALL TRAVEL	0.00	0.00	0.00	0.00	0.00	0.00	0.00
10E000 1500 3320 24 000000	JH CHEERLEADING TRAVEL	100.00	0.00	0.00	100.00	0.00	0.00	0.00

Account Number	Account Level Description Account Number	2023-24 Original Budget	October 2023-24 Monthly Activity	2023-24 FYTD Activity	2023-24 Available Funds	Encumbered Amount	2022-23 FY Activity	2023-24 FYTD %
10	EDUCATIONAL FUND							
10E000 1500 3320 25 000000	JH DANCE/POM PON TRAVEL	500.00	100.00	100.00	400.00	0.00	451.44	20.00
10E000 1500 3320 27 000000	JH BOYS CROSS COUNTRY TRAVE	0.00	0.00	0.00	0.00	0.00	0.00	0.00
10E000 1500 3320 31 000000	HS GIRLS BASKETBALL TRAVEL	0.00	0.00	0.00	0.00	0.00	0.00	0.00
10E000 1500 3320 32 000000	HS GIRLS CROSS COUNTRY TRAV	1,000.00	433.44	433.44	566.56	0.00	1,081.38	43.34
10E000 1500 3320 33 000000	HS GIRLS TRACK TRAVEL	2,000.00	0.00	0.00	2,000.00	0.00	728.30	0.00
10E000 1500 3320 34 000000	HS GIRLS GOLF TRAVEL	4,000.00	1,394.96	1,394.96	2,244.84	202.20	1,078.81	34.87
10E000 1500 3320 35 000000	HS GIRLS TENNIS TRAVEL	1,000.00	658.16	808.16	191.84	0.00	821.47	80.82
10E000 1500 3320 36 000000	HS GIRLS SOCCER TRAVEL	0.00	0.00	0.00	0.00	0.00	0.00	0.00
10E303 1500 3320 08 000000	MHS Softball Travel	2,000.00	0.00	0.00	2,000.00	0.00	1,607.38	0.00
10E000 1500 3600 00 000000	ATHL: PRINTING	3,000.00	1,035.00	1,492.00	1,508.00	0.00	2,549.85	49.73
10E000 1500 3600 01 000000	FOOTBALL PRINTING	4,000.00	0.00	0.00	4,000.00	0.00	3,460.80	0.00
10E000 1500 4100 00 000000	ATHL: SUPPLIES	13,000.00	459.24	3,533.79	-693.47	10,159.68	1,988.28	27.18
10E000 1500 4100 01 000000	FOOTBALL SUPPLIES	15,000.00	0.00	7,427.50	-7,043.66	14,616.16	17,612.35	49.52
10E000 1500 4100 02 000000	HS BOYS CROSS COUNTRY SUPPL	1,000.00	0.00	1,346.00	-346.00	0.00	470.00	134.60
10E000 1500 4100 03 000000	HS BOYS TENNIS SUPPLIES	2,000.00	0.00	0.00	2,000.00	0.00	1,855.75	0.00
10E000 1500 4100 04 000000	HS BOYS SOCCER SUPPLIES	5,000.00	0.00	2,398.49	2,601.51	0.00	6,819.00	47.97
10E000 1500 4100 05 000000	HS BOYS TRACK SUPPLIES	3,000.00	0.00	0.00	-2,500.00	5,500.00	1,350.00	0.00
10E000 1500 4100 06 000000	WRESTLING SUPPLIES	2,000.00	0.00	0.00	2,000.00	0.00	1,216.49	0.00
10E000 1500 4100 07 000000	BASEBALL SUPPLIES	5,000.00	0.00	279.70	4,720.30	0.00	3,231.72	5.59
10E000 1500 4100 08 000000	SOFTBALL SUPPLIES	2,000.00	0.00	119.90	1,880.10	0.00	2,163.21	6.00
10E000 1500 4100 09 000000	FISHING SUPPLIES	100.00	0.00	0.00	100.00	0.00	0.00	0.00
10E000 1500 4100 10 000000	BOWLING SUPPLIES	500.00	0.00	0.00	-880.00	1,380.00	0.00	0.00
10E000 1500 4100 11 000000	VOLLEYBALL SUPPLIES	3,000.00	0.00	434.60	2,565.40	0.00	96.00	14.49
10E000 1500 4100 12 000000	HS BOYS GOLF SUPPLIES	1,000.00	0.00	414.38	171.24	414.38	300.00	41.44
10E000 1500 4100 13 000000	CHEERLEADING SUPPLIES	2,000.00	0.00	0.00	2,000.00	0.00	0.00	0.00
10E000 1500 4100 14 000000	DANCE/POM PON SUPPLIES	2,000.00	0.00	0.00	2,000.00	0.00	160.15	0.00
10E000 1500 4100 15 000000	HS BOYS BASKETBALL SUPPLIES	6,000.00	0.00	0.00	6,000.00	0.00	2,200.00	0.00
10E000 1500 4100 20 000000	JH BOYS BASKETBALL SUPPLIES	3,000.00	0.00	0.00	3,000.00	0.00	514.90	0.00
10E000 1500 4100 21 000000	JH BASEBALL SUPPLIES	2,000.00	0.00	3,362.49	-1,362.49	0.00	1,492.51	168.12
10E000 1500 4100 22 000000	JH SOFTBALL SUPPLIES	2,000.00	0.00	1,111.79	888.21	0.00	1,978.05	55.59
10E000 1500 4100 23 000000	JH VOLLEYBALL SUPPLIES	1,000.00	0.00	0.00	1,000.00	0.00	0.00	0.00
10E000 1500 4100 24 000000	JH CHEERLEADING SUPPLIES	1,000.00	0.00	0.00	1,000.00	0.00	4,698.10	0.00
10E000 1500 4100 25 000000	JH DANCE/POM PON SUPPLIES	1,500.00	0.00	0.00	-447.35	1,947.35	0.00	0.00
10E000 1500 4100 26 000000	JH BOYS TRACK SUPPLIES	1,500.00	0.00	0.00	1,500.00	0.00	1,746.90	0.00
10E000 1500 4100 27 000000	JH BOYS CROSS COUNTRY SUPPL	200.00	0.00	0.00	200.00	0.00	0.00	0.00
10E000 1500 4100 31 000000	HS GIRLS BASKETBALL SUPPLIE	5,000.00	0.00	0.00	3,896.79	1,103.21	4,233.00	0.00
10E000 1500 4100 32 000000	HS GIRLS CROSS COUNTRY SUPP	1,000.00	0.00	1,244.95	-244.95	0.00	115.50	124.50
10E000 1500 4100 33 000000	HS GIRLS TRACK SUPPLIES	3,000.00	0.00	0.00	3,000.00	0.00	3,239.50	0.00

Account Number	Account Level Description Account Number	2023-24 Original Budget	October 2023-24 Monthly Activity	2023-24 FYTD Activity	2023-24 Available Funds	Encumbered Amount	2022-23 FY Activity	2023-24 FYTD %
10	EDUCATIONAL FUND							
10E000 1500 4100 34 000000	HS GIRLS GOLF SUPPLIES	1,000.00	0.00	732.40	-156.90	424.50	372.40	73.24
10E000 1500 4100 35 000000	HS GIRLS TENNIS SUPPLIES	1,500.00	0.00	1,326.44	173.56	0.00	2,068.05	88.43
10E000 1500 4100 36 000000	HS GIRLS SOCCER SUPPLIES	3,000.00	0.00	0.00	3,000.00	0.00	3,436.90	0.00
10E000 1500 4100 40 000000	JH GIRLS BASKETBALL SUPPLIE	3,000.00	0.00	0.00	2,561.05	438.95	2,900.00	0.00
10E000 1500 4100 41 000000	JH GIRLS TRACK SUPPLIES	2,000.00	0.00	0.00	2,000.00	0.00	1,741.50	0.00
10E000 1500 4100 42 000000	JH GIRLS CROSS COUNTRY SUPP	200.00	0.00	0.00	200.00	0.00	121.00	0.00
10E000 1500 4110 00 000000	ATHL: AWARDS	9,500.00	0.00	0.00	9,500.00	0.00	4,655.10	0.00
10E000 1500 4110 01 000000	FOOTBALL AWARDS	400.00	0.00	0.00	400.00	0.00	300.00	0.00
10E000 1500 4110 02 000000	HS BOYS CROSS COUNTRY AWARD	200.00	0.00	0.00	200.00	0.00	106.00	0.00
10E000 1500 4110 03 000000	HS BOYS TENNIS AWARDS	300.00	0.00	0.00	300.00	0.00	45.00	0.00
10E000 1500 4110 04 000000	HS BOYS SOCCER AWARDS	200.00	0.00	0.00	200.00	0.00	84.00	0.00
10E000 1500 4110 05 000000	HS BOYS TRACK AWARDS	200.00	0.00	0.00	200.00	0.00	120.00	0.00
10E000 1500 4110 06 000000	WRESTLING AWARDS	200.00	0.00	0.00	200.00	0.00	135.90	0.00
10E000 1500 4110 07 000000	BASEBALL AWARDS	200.00	0.00	0.00	200.00	0.00	145.00	0.00
10E000 1500 4110 08 000000	SOFTBALL AWARDS	150.00	0.00	0.00	150.00	0.00	145.00	0.00
10E000 1500 4110 09 000000	FISHING AWARDS	100.00	0.00	0.00	100.00	0.00	130.00	0.00
10E000 1500 4110 10 000000	BOWLING AWARDS	200.00	0.00	0.00	200.00	0.00	36.00	0.00
10E000 1500 4110 11 000000	VOLLEYBALL AWARDS	250.00	0.00	0.00	250.00	0.00	120.00	0.00
10E000 1500 4110 12 000000	HS BOYS GOLF AWARDS	100.00	0.00	0.00	100.00	0.00	14.00	0.00
10E000 1500 4110 13 000000	CHEERLEADING AWARDS	250.00	0.00	0.00	250.00	0.00	286.00	0.00
10E000 1500 4110 14 000000	DANCE/POM PON AWARDS	200.00	0.00	0.00	200.00	0.00	120.00	0.00
10E000 1500 4110 15 000000	HS BOYS BASKETBALL AWARDS	200.00	0.00	0.00	200.00	0.00	313.50	0.00
10E000 1500 4110 20 000000	JH BOYS BASKETBALL AWARDS	300.00	0.00	0.00	300.00	0.00	465.00	0.00
10E000 1500 4110 21 000000	JH BASEBALL AWARDS	200.00	0.00	0.00	200.00	0.00	55.00	0.00
10E000 1500 4110 22 000000	JH SOFTBALL AWARDS	200.00	0.00	0.00	200.00	0.00	55.00	0.00
10E000 1500 4110 23 000000	JH VOLLEYBALL AAWARDS	200.00	0.00	0.00	200.00	0.00	0.00	0.00
10E000 1500 4110 24 000000	JH CHEERLEADING AWARDS	200.00	0.00	0.00	200.00	0.00	110.00	0.00
10E000 1500 4110 25 000000	JH DANCE/POM PON AWARDS	300.00	0.00	0.00	300.00	0.00	360.00	0.00
10E000 1500 4110 26 000000	JH BOYS TRACK AWARDS	500.00	0.00	0.00	500.00	0.00	0.00	0.00
10E000 1500 4110 27 000000	JH BOYS CROSS COUNTRY AWARD	500.00	0.00	0.00	500.00	0.00	95.05	0.00
10E000 1500 4110 31 000000	HS GIRLS BASKETBALL AWARDS	200.00	0.00	0.00	200.00	0.00	277.50	0.00
10E000 1500 4110 32 000000	HS GIRLS CROSS COUNTRY AWAR	100.00	0.00	0.00	100.00	0.00	0.00	0.00
10E000 1500 4110 33 000000	HS GIRLS TRACK AWARDS	150.00	0.00	0.00	150.00	0.00	140.00	0.00
10E000 1500 4110 34 000000	HS GIRLS GOLF AWARDS	250.00	0.00	0.00	250.00	0.00	28.00	0.00
10E000 1500 4110 35 000000	HS GIRLS TENNIS AWARDS	300.00	0.00	0.00	300.00	0.00	60.00	0.00
10E000 1500 4110 36 000000	HS GIRLS SOCCER AWARDS	250.00	0.00	0.00	250.00	0.00	90.00	0.00
10E000 1500 4110 37 000000	HS COLOR GUARD AWARDS	0.00	0.00	0.00	0.00	0.00	0.00	0.00
10E000 1500 4110 40 000000	JH GIRLS BASKETBALL AWARDS	400.00	0.00	0.00	400.00	0.00	652.94	0.00

Account Number	Account Level Description Account Number	2023-24 Original Budget	October 2023-24 Monthly Activity	2023-24 FYTD Activity	2023-24 Available Funds	Encumbered Amount	2022-23 FY Activity	2023-24 FYTD %
10	EDUCATIONAL FUND							
10E000 1500 4110 42 000000	JH GIRLS CROSS COUNTRY AWAR	200.00	0.00	0.00	200.00	0.00	0.00	0.00
10E000 1500 4120 01 000000	FOOTBALL MEALS	1,000.00	10.00	10.00	990.00	0.00	371.22	1.00
10E000 1500 4120 02 000000	HS BOYS CROSS COUNTRY MEALS	1,500.00	782.00	782.00	718.00	0.00	1,146.00	52.13
10E000 1500 4120 03 000000	HS BOYS TENNIS MEALS	500.00	0.00	0.00	500.00	0.00	0.00	0.00
10E000 1500 4120 04 000000	HS BOYS SOCCER MEALS	500.00	0.00	1,612.00	-1,112.00	0.00	195.00	322.40
10E000 1500 4120 05 000000	HS BOYS TRACK AWARDS/MEALS	1,500.00	0.00	0.00	1,500.00	0.00	1,846.00	0.00
10E000 1500 4120 06 000000	WRESTLING AWARDS/MEALS	3,200.00	0.00	0.00	3,200.00	0.00	2,670.00	0.00
10E000 1500 4120 07 000000	BASEBALL AWARDS/MEALS	200.00	0.00	245.00	-45.00	0.00	0.00	122.50
10E000 1500 4120 08 000000	SOFTBALL AWARDS/MEALS	1,000.00	0.00	0.00	1,000.00	0.00	1,179.00	0.00
10E000 1500 4120 09 000000	FISHING AWARDS/MEALS	200.00	0.00	0.00	200.00	0.00	309.00	0.00
10E000 1500 4120 10 000000	BOWLING AWARDS/MEALS	800.00	0.00	0.00	800.00	0.00	736.40	0.00
10E000 1500 4120 11 000000	VOLLEYBALL AWARDS/MEALS	200.00	0.00	0.00	200.00	0.00	0.00	0.00
10E000 1500 4120 12 000000	HS BOYS GOLF AWARDS/MEALS	400.00	192.00	192.00	208.00	0.00	202.00	48.00
10E000 1500 4120 13 000000	CHEERLEADING AWARDS/MEALS	300.00	0.00	0.00	300.00	0.00	281.25	0.00
10E000 1500 4120 14 000000	DANCE/POM PON AWARDS/MEALS	2,000.00	0.00	0.00	2,000.00	0.00	1,824.00	0.00
10E000 1500 4120 15 000000	HS BOYS BASKETBALL AWARDS/M	1,000.00	0.00	0.00	1,000.00	0.00	439.14	0.00
10E000 1500 4120 20 000000	JH BOYS BASKETBALL AWARDS/M	250.00	0.00	0.00	250.00	0.00	0.00	0.00
10E000 1500 4120 21 000000	JH BASEBALL AWARDS/MEALS	100.00	0.00	0.00	100.00	0.00	99.80	0.00
10E000 1500 4120 22 000000	JH SOFTBALL AWARDS/MEALS	150.00	0.00	75.00	75.00	0.00	125.00	50.00
10E000 1500 4120 23 000000	JH VOLLEYBALL AAWARDS/MEALS	200.00	0.00	0.00	200.00	0.00	159.98	0.00
10E000 1500 4120 26 000000	JH BOYS TRACK AWARDS/MEALS	600.00	0.00	0.00	600.00	0.00	612.57	0.00
10E000 1500 4120 31 000000	HS GIRLS BASKETBALL AWARDS/	300.00	0.00	0.00	300.00	0.00	300.00	0.00
10E000 1500 4120 32 000000	HS GIRLS CROSS COUNTRY AWAR	400.00	352.00	352.00	48.00	0.00	431.00	88.00
10E000 1500 4120 33 000000	HS GIRLS TRACK AWARDS/MEALS	1,500.00	0.00	0.00	1,500.00	0.00	1,624.00	0.00
10E000 1500 4120 34 000000	HS GIRLS GOLF AWARDS/MEALS	1,000.00	308.00	308.00	692.00	0.00	186.00	30.80
10E000 1500 4120 35 000000	HS GIRLS TENNIS AWARDS/MEAL	1,000.00	0.00	440.00	560.00	0.00	1,008.83	44.00
10E000 1500 4120 40 000000	JH GIRLS BASKETBALL AWARDS/	200.00	0.00	0.00	200.00	0.00	0.00	0.00
10E303 1500 4120 36 000000	HS GIRLS SOCCER MEALS	200.00	0.00	0.00	200.00	0.00	0.00	0.00
10E000 1500 5400 00 000000	ATHL: CAP OUT	10,000.00	549.00	2,782.86	6,207.14	1,010.00	3,573.90	27.83
10E000 1500 5400 02 000000	BOYS CROSS COUNTRY CAP OUTL	600.00	0.00	0.00	600.00	0.00	0.00	0.00
10E000 1500 5400 04 000000	HS BOYS SOCCER CAPITAL OUTL	0.00	0.00	0.00	0.00	0.00	0.00	0.00
10E000 1500 5400 05 000000	HS BOYS TRACK CAPITAL OUTLA	3,000.00	0.00	0.00	3,000.00	0.00	748.00	0.00
10E000 1500 5400 06 000000	WRESTLING CAPITAL OUTLAY	0.00	0.00	0.00	-11,150.00	11,150.00	0.00	0.00
10E000 1500 5400 07 000000	BASEBALL CAPITAL OUTLAY	1,500.00	0.00	0.00	1,500.00	0.00	0.00	0.00
10E000 1500 5400 08 000000	SOFTBALL CAPITAL OUTLAY	2,200.00	0.00	0.00	2,200.00	0.00	0.00	0.00
10E000 1500 5400 10 000000	BOWLING CAPITAL OUTLAY	0.00	0.00	0.00	0.00	0.00	0.00	0.00
10E000 1500 5400 11 000000	VOLLEYBALL CAPITAL OUTLAY	1,000.00	0.00	0.00	1,000.00	0.00	0.00	0.00
10E000 1500 5400 26 000000	JH BOYS TRACK CAPITAL OUTLA	0.00	0.00	0.00	0.00	0.00	0.00	0.00

Account Number	Account Level Description Account Number	2023-24 Original Budget	October 2023-24 Monthly Activity	2023-24 FYTD Activity	2023-24 Available Funds	Encumbered Amount	2022-23 FY Activity	2023-24 FYTD %
10	EDUCATIONAL FUND							
10E000 1500 5400 32 000000	GIRLS CROSS COUNTRY CAP OUT	0.00	0.00	0.00	0.00	0.00	0.00	0.00
10E000 1500 5400 33 000000	HS GIRLS TRACK CAPTIAL OUTL	600.00	0.00	0.00	600.00	0.00	0.00	0.00
10E000 1500 5400 41 000000	JH GIRLS TRACK CAPITAL OUTL	0.00	0.00	0.00	0.00	0.00	0.00	0.00
10E000 1500 5400 42 000000	JH GIRLS CROSS COUNTRY CAPI	0.00	0.00	0.00	0.00	0.00	0.00	0.00
10E000 1500 6400 00 000000	ATHL: DUES/FEES	10,000.00	2,625.00	2,974.93	7,025.07	0.00	9,275.00	29.75
10E000 1500 6400 01 000000	FOOTBALL DUES/FEES	500.00	10.00	210.00	290.00	0.00	65.00	42.00
10E000 1500 6400 02 000000	HS BOYS CROSS COUNTRY DUES/	1,200.00	62.50	637.50	562.50	0.00	1,123.75	53.13
10E000 1500 6400 03 000000	HS BOYS TENNIS DUES/FEES	100.00	0.00	0.00	100.00	0.00	0.00	0.00
10E000 1500 6400 04 000000	HS BOYS SOCCER DUES/FEES	500.00	100.00	300.00	200.00	0.00	521.00	60.00
10E000 1500 6400 05 000000	HS BOYS TRACK DUES/FEES	2,000.00	0.00	0.00	2,000.00	0.00	2,110.75	0.00
10E000 1500 6400 06 000000	WRESTLING DUES/FEES	2,000.00	0.00	0.00	2,000.00	0.00	2,025.00	0.00
10E000 1500 6400 07 000000	BASEBALL DUES/FEES	1,000.00	0.00	0.00	1,000.00	0.00	745.00	0.00
10E000 1500 6400 08 000000	SOFTBALL DUES/FEES	500.00	0.00	0.00	500.00	0.00	375.00	0.00
10E000 1500 6400 09 000000	FISHING DUES/FEES	500.00	200.00	200.00	300.00	0.00	500.00	40.00
10E000 1500 6400 10 000000	BOWLING DUES/FEES	1,200.00	0.00	0.00	1,200.00	0.00	1,165.00	0.00
10E000 1500 6400 11 000000	VOLLEYBALL DUES/FEES	900.00	500.00	825.00	75.00	0.00	900.00	91.67
10E000 1500 6400 12 000000	HS BOYS GOLF DUES/FEES	2,000.00	512.00	687.00	1,313.00	0.00	1,431.00	34.35
10E000 1500 6400 14 000000	DANCE/POM PON DUES AND FEES	450.00	0.00	0.00	450.00	0.00	450.00	0.00
10E000 1500 6400 15 000000	HS BOYS BASKETBALL DUES/FEE	500.00	0.00	0.00	500.00	0.00	0.00	0.00
10E000 1500 6400 20 000000	JH BOYS BASKETBALL DUES/FEE	100.00	0.00	0.00	100.00	0.00	0.00	0.00
10E000 1500 6400 21 000000	JH BASEBALL DUES/FEES	150.00	0.00	0.00	150.00	0.00	130.00	0.00
10E000 1500 6400 23 000000	JH VOLLEYBALL DUES/FEES	500.00	0.00	0.00	500.00	0.00	490.00	0.00
10E000 1500 6400 25 000000	JH DANCE/POM POM DUES/FEES	400.00	0.00	0.00	0.00	400.00	400.00	0.00
10E000 1500 6400 26 000000	JH BOYS TRACK DUES/FEES	200.00	0.00	0.00	200.00	0.00	200.00	0.00
10E000 1500 6400 27 000000	JH BOYS CROSS COUNTRY DUES/	550.00	525.00	525.00	25.00	0.00	519.00	95.45
10E000 1500 6400 31 000000	HS GIRLS BASKETBALL DUES/FE	400.00	0.00	0.00	400.00	0.00	350.00	0.00
10E000 1500 6400 32 000000	HS GIRLS CROSS COUNTRY DUES	400.00	137.50	312.50	87.50	0.00	357.50	78.13
10E000 1500 6400 33 000000	HS GIRLS TRACK DUES/FEES	1,500.00	0.00	0.00	1,500.00	0.00	1,390.00	0.00
10E000 1500 6400 34 000000	HS GIRLS GOLF DUES/FEES	1,000.00	670.00	1,080.00	-80.00	0.00	852.99	108.00
10E000 1500 6400 35 000000	HS GIRLS TENNIS DUES/FEES	150.00	35.00	135.00	15.00	0.00	85.00	90.00
10E000 1500 6400 36 000000	HS GIRLS SOCCER DUES/FEES	650.00	0.00	0.00	650.00	0.00	610.00	0.00
10E000 1500 6400 40 000000	JH GIRLS BASKETBALL DUES/FE	100.00	0.00	0.00	100.00	0.00	71.28	0.00
10E000 1500 6400 41 000000	JH GIRLS TRACK DUES/FEES	0.00	0.00	0.00	0.00	0.00	0.00	0.00
10E000 1500 6400 42 000000	JH GIRLS CROSS COUNTRY DUES	0.00	0.00	0.00	0.00	0.00	0.00	0.00
10E303 1500 6400 13 000000	HS CHEERLEADING DUE/FEES	0.00	0.00	0.00	0.00	0.00	0.00	0.00
10E000 1501 1120 00 000000	ADAMS: ATHL: COACHES	65,000.00	2,906.46	9,944.30	55,055.70	0.00	51,556.91	15.30
10E000 1501 2100 00 000000	ADAMS TRS EMPR.	0.00	0.00	0.00	0.00	0.00	0.00	0.00
10E000 1501 2110 00 000000	ADAMS: ATHL: TRS 9%	3,000.00	236.36	460.30	2,539.70	0.00	2,151.81	15.34

Account Number	Account Level Description Account Number	2023-24 Original Budget	October 2023-24 Monthly Activity	2023-24 FYTD Activity	2023-24 Available Funds	Encumbered Amount	2022-23 FY Activity	2023-24 FYTD %
10	EDUCATIONAL FUND							
10E000 1501 2120 00 000000	ADAMS: ATHL: IMRF	550.00	13.20	46.84	503.16	0.00	235.90	8.52
10E000 1501 2130 00 000000	ADAMS: ATHL: FICA	0.00	0.00	0.00	0.00	0.00	0.00	0.00
10E000 1501 2140 00 000000	ADAMS: ATHL: MEDICARE	0.00	0.00	0.00	0.00	0.00	0.00	0.00
10E000 1501 2170 00 000000	ADAMS: ATHL: TRS .58%	150.00	15.24	29.66	120.34	0.00	138.79	19.77
10E000 1501 2220 00 000000	Adams: Athl Health Ins	0.00	66.24	132.48	-132.48	0.00	0.00	0.00
10E000 1501 2250 00 000000	ADAMS: ATHL: TRS INS	400.00	41.22	80.26	319.74	0.00	375.36	20.07
10E000 1501 3190 00 000000	ADAMS: ATHL: OFFICIALS	6,500.00	1,435.00	2,635.00	3,792.55	72.45	5,969.49	40.54
10E105 1501 3190 45 000000	Adams Girls CC Officials	0.00	0.00	0.00	0.00	0.00	0.00	0.00
10E000 1501 3320 00 000000	ADAMS: ATHL: TRAVEL	0.00	0.00	0.00	0.00	0.00	0.00	0.00
10E000 1501 4100 00 000000	ADAMS: ATHL: SUPPLIES	25,000.00	0.00	3,626.33	15,660.72	5,712.95	15,470.06	14.51
10E000 1501 5400 00 000000	Adams: Athl: Capital Outlay	0.00	0.00	0.00	0.00	0.00	3,650.00	0.00
10E000 1501 6400 00 000000	ADAMS: ATHL: DUES/FEES	3,500.00	769.92	844.49	2,655.51	0.00	3,311.68	24.13
10E000 1600 1120 00 000002	JH SUM SCH SALARY: TEACHER	0.00	0.00	0.00	0.00	0.00	0.00	0.00
10E000 1600 1120 00 000003	HS SUM SCH SALARY: TEACH	0.00	0.00	0.00	0.00	0.00	0.00	0.00
10E000 1600 2110 00 000002	JH SUMMER SCHHOL TRS 9%	0.00	0.00	0.00	0.00	0.00	0.00	0.00
10E000 1600 2110 00 000003	HS SUMMER SCHOOL TRS 9%	0.00	0.00	0.00	0.00	0.00	0.00	0.00
10E000 1600 2170 00 000002	JH SUMMER SCHOOL TRS .58%	0.00	0.00	0.00	0.00	0.00	0.00	0.00
10E000 1600 2170 00 000003	HS SUMMER SCHOOL TRS .58%	0.00	0.00	0.00	0.00	0.00	0.00	0.00
10E000 1600 2250 00 000002	JH SUMMER SCHOOL TRS HEALTH	0.00	0.00	0.00	0.00	0.00	0.00	0.00
10E000 1600 2250 00 000003	HS SUMMER SCHOOL TRS HEALTH	0.00	0.00	0.00	0.00	0.00	0.00	0.00
10E941 2110 1120 00 000000	MCKINNEY VENTO GRANT SALARY	8,400.00	0.00	4,200.00	4,200.00	0.00	44,100.00	50.00
10E941 2110 2100 00 000000	MCKINNEY VENTO GRANT FED TR	0.00	0.00	0.00	0.00	0.00	0.00	0.00
10E941 2110 2110 00 000000	MCKINNEY VENTO GRANT TRS	0.00	0.00	0.00	0.00	0.00	5,192.27	0.00
10E941 2110 2170 00 000000	MCKINNEY VENTO GRANT TRS .5	0.00	0.00	0.00	0.00	0.00	334.99	0.00
10E941 2110 2220 00 000000	McKinney Vento Health Ins	1,340.00	0.00	670.08	669.92	0.00	7,746.70	50.01
10E941 2110 2250 00 000000	MCKINNEY VENTO GRANT TRS TH	0.00	0.00	0.00	0.00	0.00	905.76	0.00
10E105 2122 1120 00 000000	ADAMS PUPIL SERV SALARY	76,765.00	6,397.08	25,237.48	51,527.52	0.00	74,307.44	32.88
10E107 2122 1120 00 000000	JEFFERSON PUPIL SERV SALARY	0.00	2,123.16	4,246.32	-4,246.32	0.00	0.00	0.00
10E108 2122 1120 00 000000	LINCOLN PUP SERV SALARY	71,440.00	5,953.34	23,483.36	47,956.64	0.00	69,115.92	32.87
10E109 2122 1120 00 000000	LONGFELLOW PUPIL SERV SALAR	0.00	0.00	0.00	0.00	0.00	0.00	0.00
10E110 2122 1120 00 000000	WASHINGTON PUPIL SERV SALAR	0.00	560.00	1,120.00	-1,120.00	0.00	0.00	0.00
10E204 2122 1120 00 000000	JH PUPIL SERV SALARY	132,840.00	11,070.00	43,486.68	89,353.32	0.00	127,028.40	32.74
10E303 2122 1120 00 000000	HS PUPIL SERV SALARY	405,000.00	34,598.76	131,906.36	273,093.64	0.00	349,113.30	32.57
10E902 2122 1120 30 000000	TITLE I SALARY	92,300.00	1,691.26	3,382.52	88,917.48	0.00	0.00	3.66
10E902 2122 1120 30 105000	ADAMS TITLE I SALARY	0.00	0.00	0.00	0.00	0.00	1,221.08	0.00
10E902 2122 1120 30 107000	JEFFERSON TITLE I SALARY	0.00	0.00	0.00	0.00	0.00	1,221.08	0.00
10E902 2122 1120 30 108000	LINCOLN TITLE I SALARY	0.00	0.00	0.00	0.00	0.00	1,221.08	0.00
10E902 2122 1120 30 109000	LONGFELLOW TITLE I SALARY	0.00	7,515.58	15,031.16	-15,031.16	0.00	19,307.72	0.00

Account Number	Account Level Description Account Number	2023-24 Original Budget	October 2023-24 Monthly Activity	2023-24 FYTD Activity	2023-24 Available Funds	Encumbered Amount	2022-23 FY Activity	2023-24 FYTD %
10	EDUCATIONAL FUND							
10E902 2122 1120 30 110000	WASHINGTON TITLE I SALARY	0.00	0.00	0.00	0.00	0.00	1,221.08	0.00
10E930 2122 1120 00 107000	TITLE I PUPIL SALARY	0.00	0.00	9,433.32	-9,433.32	0.00	56,616.60	0.00
10E930 2122 1120 00 109000	TITLE I PUPIL SALARY	0.00	0.00	9,296.68	-9,296.68	0.00	46,483.40	0.00
10E930 2122 1120 00 110000	TITLE I PUPIL SALARY	0.00	0.00	4,200.00	-4,200.00	0.00	11,550.00	0.00
10E930 2122 1120 30 000000	TITLE I:PUPIL SERV. SAL	22,930.00	0.00	0.00	22,930.00	0.00	0.00	0.00
10E105 2122 1130 00 000000	ADAMS PUPIL SERV INCREMENT	5,000.00	416.54	1,654.76	3,345.24	0.00	4,903.80	33.10
10E204 2122 1130 00 000000	JH PUPIL SERV INCREMENT	4,850.00	404.04	1,604.76	3,245.24	0.00	4,753.80	33.09
10E303 2122 1130 00 000000	HS PUPIL SERV INCREMENT	30,000.00	2,340.78	9,297.36	20,702.64	0.00	27,591.56	30.99
10E107 2122 1200 00 000000	JEFFERSON SUB FOR 2122	0.00	0.00	0.00	0.00	0.00	0.00	0.00
10E108 2122 1200 00 000000	LINCOLN SUB FOR 2122	0.00	0.00	0.00	0.00	0.00	270.00	0.00
10E110 2122 1200 00 000000	WASHINGTON SUB FOR 2122	0.00	0.00	0.00	0.00	0.00	0.00	0.00
10E204 2122 1200 00 000000	MJHS SUB FOR 2122	0.00	0.00	0.00	0.00	0.00	0.00	0.00
10E105 2122 2100 00 000000	ADAMS TRS-R	0.00	0.00	0.00	0.00	0.00	0.00	0.00
10E107 2122 2100 00 000000	JEFFERSON TRS-R	0.00	0.00	0.00	0.00	0.00	0.00	0.00
10E108 2122 2100 00 000000	LINCOLN TRS-R	0.00	0.00	0.00	0.00	0.00	0.00	0.00
10E109 2122 2100 00 000000	LONGFELLOW TRS-R	0.00	0.00	0.00	0.00	0.00	0.00	0.00
10E110 2122 2100 00 000000	WASHINGTON TRS-R	0.00	0.00	0.00	0.00	0.00	0.00	0.00
10E204 2122 2100 00 000000	JH TRS-R	0.00	0.00	0.00	0.00	0.00	0.00	0.00
10E303 2122 2100 00 000000	HS TRS-R	0.00	0.00	0.00	0.00	0.00	0.00	0.00
10E902 2122 2100 30 000000	TITLE I FEDERAL TRS	10,800.00	197.00	394.00	10,406.00	0.00	0.00	3.65
10E902 2122 2100 30 105000	AD TITLE I PUPIL SERV FED T	0.00	0.00	0.00	0.00	0.00	0.00	0.00
10E902 2122 2100 30 107000	JE TITLE I PUPIL SERV FED T	0.00	0.00	0.00	0.00	0.00	0.00	0.00
10E902 2122 2100 30 108000	LI Title I Pupil Serv Fed T	0.00	0.00	0.00	0.00	0.00	0.00	0.00
10E902 2122 2100 30 109000	LO TITLE I PUPIL SERV FED T	0.00	875.44	1,750.88	-1,750.88	0.00	0.00	0.00
10E902 2122 2100 30 110000	WA Title I Pupil Serv Fed T	0.00	0.00	0.00	0.00	0.00	0.00	0.00
10E930 2122 2100 00 107000	JE TITLE I PUPIL SERV FED T	0.00	0.00	0.00	0.00	0.00	7,613.98	0.00
10E930 2122 2100 00 109000	LO TITIE I PUPIL SERV FED T	0.00	0.00	0.00	0.00	0.00	6,430.07	0.00
10E930 2122 2100 00 110000	WA TITILE I PUPIL SERV FED	0.00	0.00	0.00	0.00	0.00	1,815.60	0.00
10E930 2122 2100 30 000000	TITLE I:PUPIL SER TRS 10	0.00	0.00	0.00	0.00	0.00	0.00	0.00
10E105 2122 2110 00 000000	ADAMS PUPIL SERV TRS	8,087.00	673.88	1,347.76	6,739.24	0.00	7,871.52	16.67
10E107 2122 2110 00 000000	JEFFERSON PUPIL SERV TRS	0.00	209.98	419.96	-419.96	0.00	0.00	0.00
10E108 2122 2110 00 000000	LINCOLN PUPIL SERV TRS	7,066.00	588.80	1,177.60	5,888.40	0.00	6,869.74	16.67
10E109 2122 2110 00 000000	LONGFELLOW PUPIL SERV TRS	0.00	0.00	0.00	0.00	0.00	0.00	0.00
10E110 2122 2110 00 000000	WASHINGTON PUPIL SERV TRS	0.00	55.38	110.76	-110.76	0.00	0.00	0.00
10E204 2122 2110 00 000000	JH PUPIL SERV TRS	13,620.00	1,134.80	2,269.60	11,350.40	0.00	13,140.00	16.66
10E303 2122 2110 00 000000	HS PUPIL SERV TRS 9%	43,100.00	3,653.37	7,306.74	35,793.26	0.00	37,432.92	16.95
10E902 2122 2110 30 000000	TITLE I 9% TRS	9,130.00	167.26	334.52	8,795.48	0.00	0.00	3.66
10E902 2122 2110 30 105000	AD TITLE I PUPIL SERV TRS	0.00	0.00	0.00	0.00	0.00	0.00	0.00

Account Number	Account Level Description Account Number	2023-24 Original Budget	October 2023-24 Monthly Activity	2023-24 FYTD Activity	2023-24 Available Funds	Encumbered Amount	2022-23 FY Activity	2023-24 FYTD %
10	EDUCATIONAL FUND							
10E902 2122 2110 30 107000	JE TITLE I PUPIL SERV TRS	0.00	0.00	0.00	0.00	0.00	0.00	0.00
10E902 2122 2110 30 108000	LI Title I Pupil Serv TRS	0.00	0.00	0.00	0.00	0.00	0.00	0.00
10E902 2122 2110 30 109000	LO TITLE I PUPIL SERV TRS	0.00	743.30	1,486.60	-1,486.60	0.00	0.00	0.00
10E902 2122 2110 30 110000	WA Title I Pupil Serv TRS	0.00	0.00	0.00	0.00	0.00	0.00	0.00
10E930 2122 2110 00 107000	JE TITILE I PUPIL SERV TRS	0.00	0.00	0.00	0.00	0.00	6,532.42	0.00
10E930 2122 2110 00 109000	LO TITLE I PUPIL SERV TRS	0.00	0.00	0.00	0.00	0.00	5,516.66	0.00
10E930 2122 2110 00 110000	WA TITLE I PUPIL SERV TRS	0.00	0.00	0.00	0.00	0.00	1,557.73	0.00
10E930 2122 2110 30 000000	TITLE I:PUPIL TRS 9.8901	0.00	0.00	0.00	0.00	0.00	0.00	0.00
10E105 2122 2170 00 000000	ADAMS PUPIL SERV TRS .58	522.00	43.48	86.96	435.04	0.00	507.83	16.66
10E107 2122 2170 00 000000	JEFFERSON PUP SERV TRS .58	0.00	13.54	27.08	-27.08	0.00	0.00	0.00
10E108 2122 2170 00 000000	LINCOLN PUPIL SERV TRS	456.00	37.98	75.96	380.04	0.00	444.61	16.66
10E109 2122 2170 00 000000	LONGFELLOW PUPIL SERV TRS .	0.00	0.00	0.00	0.00	0.00	0.00	0.00
10E110 2122 2170 00 000000	WASHINGTON PUPIL SERV TRS .	0.00	3.58	7.16	-7.16	0.00	0.00	0.00
10E204 2122 2170 00 000000	JH PUPIL SERV TRS .58%	878.00	73.20	146.40	731.60	0.00	847.68	16.67
10E303 2122 2170 00 000000	HS PUPIL SERV TRS .58	2,800.00	235.67	471.32	2,328.68	0.00	2,414.70	16.83
10E902 2122 2170 30 000000	TITLE I .58% TRS	590.00	10.78	21.56	568.44	0.00	0.00	3.65
10E902 2122 2170 30 105000	AD TITLE I PUPIL SERV TRS .	0.00	0.00	0.00	0.00	0.00	0.00	0.00
10E902 2122 2170 30 107000	JE TITLE I PUPIL SERV TRS .	0.00	0.00	0.00	0.00	0.00	0.00	0.00
10E902 2122 2170 30 108000	LI Title I Pupil Serv TRS .	0.00	0.00	0.00	0.00	0.00	0.00	0.00
10E902 2122 2170 30 109000	LO TITLE I PUPIL SERV TRS .	0.00	47.96	95.92	-95.92	0.00	0.00	0.00
10E902 2122 2170 30 110000	WA Title I Pupil Serv TRS .	0.00	0.00	0.00	0.00	0.00	0.00	0.00
10E930 2122 2170 00 107000	JE TITLE I PUPIL SERV TRS .	0.00	0.00	0.00	0.00	0.00	421.48	0.00
10E930 2122 2170 00 109000	LO TITLE I PUPIL SERV TRS .	0.00	0.00	0.00	0.00	0.00	355.90	0.00
10E930 2122 2170 00 110000	WA TITLE I PUPIL SERV TRS .	0.00	0.00	0.00	0.00	0.00	100.50	0.00
10E930 2122 2170 30 000000	TITLE I:PUPIL SER TRS.58	0.00	0.00	0.00	0.00	0.00	0.00	0.00
10E105 2122 2220 00 000000	ADAMS PUPIL SERV HEALTH INS	16,860.00	1,405.40	5,554.68	11,305.32	0.00	15,940.06	32.95
10E107 2122 2220 00 000000	JEFFERSON PUP SERV HEALTH I	0.00	0.00	0.00	0.00	0.00	0.00	0.00
10E108 2122 2220 00 000000	LINCOLN PUPIL SERV HEALTH I	24,000.00	1,992.96	7,876.94	16,123.06	0.00	22,604.16	32.82
10E109 2122 2220 00 000000	LONGFELLOW PUPIL SERV HEALT	0.00	0.00	0.00	0.00	0.00	0.00	0.00
10E110 2122 2220 00 000000	WASHINGTON PUPIL SERV HEALT	0.00	0.00	0.00	0.00	0.00	0.00	0.00
10E204 2122 2220 00 000000	JH PUPIL SERV HEALTH INS	47,850.00	3,985.92	15,753.88	32,096.12	0.00	45,208.32	32.92
10E303 2122 2220 00 000000	HS PUPIL SERV HEALTH INSURA	99,000.00	8,269.85	31,976.87	67,023.13	0.00	85,705.14	32.30
10E902 2122 2220 30 000000	TITLE I HEALTH INSURANCE	7,700.00	0.00	0.00	7,700.00	0.00	0.00	0.00
10E902 2122 2220 30 105000	AD TITLE I HEALTH INS	0.00	0.00	0.00	0.00	0.00	223.72	0.00
10E902 2122 2220 30 107000	JE TITLE I HEALTH INS	1,484.00	0.00	0.00	1,484.00	0.00	223.72	0.00
10E902 2122 2220 30 108000	LI Title I Pupil Serv Healt	0.00	0.00	0.00	0.00	0.00	223.72	0.00
10E902 2122 2220 30 109000	LO TITLE I HEALTH INS	0.00	759.72	1,519.44	-1,519.44	0.00	1,605.00	0.00
10E902 2122 2220 30 110000	WA Title I Health Insurance	0.00	0.00	0.00	0.00	0.00	223.72	0.00

Account Number	Account Level Description Account Number	2023-24 Original Budget	October 2023-24 Monthly Activity	2023-24 FYTD Activity	2023-24 Available Funds	Encumbered Amount	2022-23 FY Activity	2023-24 FYTD %
10	EDUCATIONAL FUND							
10E930 2122 2220 00 107000	JE TITLE I HEALTH INS	0.00	0.00	1,483.26	-1,483.26	0.00	7,235.40	0.00
10E930 2122 2220 30 000000	TITLE I:PUPIL SERV. INS	0.00	0.00	0.00	0.00	0.00	0.00	0.00
10E105 2122 2250 00 000000	ADAMS PUPIL SERV TRS INS	1,411.00	117.56	235.12	1,175.88	0.00	1,373.26	16.66
10E107 2122 2250 00 000000	JEFFERSON PUPIL SERV TRS IN	0.00	36.64	73.28	-73.28	0.00	0.00	0.00
10E108 2122 2250 00 000000	LINCOLN PUPIL SERV TRS INS	1,233.00	102.72	205.44	1,027.56	0.00	1,200.14	16.66
10E109 2122 2250 00 000000	LONGFELLOW PUPIL SERV TRS I	0.00	0.00	0.00	0.00	0.00	0.00	0.00
10E110 2122 2250 00 000000	WASHINGTON PUPIL SERV TRS I	0.00	9.66	19.32	-19.32	0.00	0.00	0.00
10E204 2122 2250 00 000000	JH PUPIL SERV TRS INS	2,400.00	197.96	395.92	2,004.08	0.00	2,292.24	16.50
10E303 2122 2250 00 000000	HS PUPIL SERV TRS HEALTH IN	7,510.00	637.32	1,274.64	6,235.36	0.00	6,530.09	16.97
10E902 2122 2250 30 000000	TITLE I TRS HEALTH	1,600.00	29.18	58.36	1,541.64	0.00	0.00	3.65
10E902 2122 2250 30 105000	AD TITLE I TRS HEALTH	0.00	0.00	0.00	0.00	0.00	0.00	0.00
10E902 2122 2250 30 107000	JE TITLE I TRS HEALTH	0.00	0.00	0.00	0.00	0.00	0.00	0.00
10E902 2122 2250 30 108000	LI Title I TRS Health	0.00	0.00	0.00	0.00	0.00	0.00	0.00
10E902 2122 2250 30 109000	LO TITLE I TRS HEALTH	0.00	129.66	259.32	-259.32	0.00	0.00	0.00
10E902 2122 2250 30 110000	WA Title I TRS Health	0.00	0.00	0.00	0.00	0.00	0.00	0.00
10E930 2122 2250 00 107000	JE TITLE I TRS HEALTH	0.00	0.00	0.00	0.00	0.00	1,139.63	0.00
10E930 2122 2250 00 109000	LO TITLE I TRS HEALTH	0.00	0.00	0.00	0.00	0.00	962.39	0.00
10E930 2122 2250 00 110000	WA TITLE I TRS HEALTH	0.00	0.00	0.00	0.00	0.00	271.78	0.00
10E930 2122 2250 30 000000	TITLE I:PUR SERV .5% IN	0.00	0.00	0.00	0.00	0.00	0.00	0.00
10E105 2122 3320 00 000000	ADAMS PUPIL SERV TRAVEL	0.00	0.00	0.00	0.00	0.00	0.00	0.00
10E107 2122 3320 00 000000	JEFFERSON PUPIL SERV TRAVEL	0.00	0.00	0.00	0.00	0.00	0.00	0.00
10E108 2122 3320 00 000000	LINCOLN PUPIL SERV TRAVEL	0.00	0.00	0.00	0.00	0.00	0.00	0.00
10E109 2122 3320 00 000000	LONGFELLOW PUPIL SERV TRAVE	0.00	0.00	0.00	0.00	0.00	0.00	0.00
10E110 2122 3320 00 000000	WASHINGTON PUPIL SERV TRAVE	0.00	0.00	0.00	0.00	0.00	0.00	0.00
10E204 2122 3320 00 000000	JH PUPIL SERV TRAVEL	0.00	0.00	0.00	0.00	0.00	0.00	0.00
10E303 2122 3320 00 000000	HS PUPIL SERV TRAVEL	0.00	0.00	0.00	0.00	0.00	0.00	0.00
10E105 2122 4100 00 000000	ADAMS PUPIL SERV SUPPLIES	0.00	0.00	0.00	0.00	0.00	0.00	0.00
10E107 2122 4100 00 000000	JEFFERSON PUP SERV SUPPLIES	0.00	0.00	0.00	0.00	0.00	0.00	0.00
10E108 2122 4100 00 000000	LINCOLN PUPIL SERV SUPPLIES	0.00	0.00	0.00	0.00	0.00	0.00	0.00
10E109 2122 4100 00 000000	LONGFELLOW PUPIL SERV SUPPL	0.00	0.00	0.00	0.00	0.00	0.00	0.00
10E110 2122 4100 00 000000	WASHINGTON PUPIL SERV SUPPL	0.00	0.00	0.00	0.00	0.00	0.00	0.00
10E204 2122 4100 00 000000	JH PUPIL SERV SUPPLIES	0.00	0.00	0.00	0.00	0.00	0.00	0.00
10E303 2122 4100 00 000000	HS PUPIL SERV SUPPLIES	0.00	0.00	0.00	0.00	0.00	0.00	0.00
10E940 2130 4100 30 000000	ESSER SUPPLIES	0.00	0.00	0.00	0.00	0.00	0.00	0.00
10E000 2134 1150 00 000000	HEALTH SERV: SALARY	63,000.00	5,356.12	19,716.76	43,283.24	0.00	55,022.60	31.30
10E105 2134 1150 00 000000	ADAMS HEALTH SERV SALARY	32,000.00	2,380.18	9,699.37	22,300.63	0.00	27,474.98	30.31
10E107 2134 1150 00 000000	JEFFERSON HEALTH SERV SALAR	30,000.00	2,246.20	9,098.75	20,901.25	0.00	25,820.35	30.33
10E108 2134 1150 00 000000	LINCOLN HEALTH SERV SALARY	32,000.00	2,429.92	9,837.84	22,162.16	0.00	28,073.08	30.74

Account Number	Account Level Description Account Number	2023-24 Original Budget	October 2023-24 Monthly Activity	2023-24 FYTD Activity	2023-24 Available Funds	Encumbered Amount	2022-23 FY Activity	2023-24 FYTD %
10	EDUCATIONAL FUND							
10E109 2134 1150 00 000000	LONGFELLOW HEALTH SERV SALA	25,500.00	2,114.34	8,254.36	17,245.64	0.00	24,248.53	32.37
10E110 2134 1150 00 000000	WASHINGTON HEALTH SERV SALA	39,000.00	2,927.26	11,923.64	27,076.36	0.00	34,344.28	30.57
10E204 2134 1150 00 000000	JH HEALTH SALARY	20,000.00	1,526.86	6,122.92	13,877.08	0.00	17,564.60	30.61
10E303 2134 1150 00 000000	HS HEALTH SERV SALARY	25,500.00	2,114.34	8,431.42	17,068.58	0.00	24,129.55	33.06
10E960 2134 1150 30 000000	ESSER II HEALTH SERV SALARY	0.00	0.00	0.00	0.00	0.00	2,975.00	0.00
10E965 2134 1150 30 000000	ESSER III HEALTH SERVICE SA	9,463.00	1,893.16	11,510.78	-2,047.78	0.00	42,626.21	121.64
10E000 2134 1200 00 000000	HEALTH SERV SUB	0.00	0.00	0.00	0.00	0.00	0.00	0.00
10E204 2134 1200 00 000000	JH Health Sub	100.00	55.00	55.00	45.00	0.00	55.00	55.00
10E105 2134 1250 00 000000	ADAMS HEALTH SERV SUB SALAR	1,000.00	95.00	95.00	905.00	0.00	0.00	9.50
10E107 2134 1250 00 000000	JEFFERSON HEALTH SERV SUB S	1,500.00	95.00	95.00	1,405.00	0.00	95.00	6.33
10E108 2134 1250 00 000000	LINCOLN HEALTH SERV SUB	1,000.00	0.00	0.00	1,000.00	0.00	0.00	0.00
10E109 2134 1250 00 000000	LONGFELLOW HEALTH SERV SUB	1,000.00	0.00	0.00	1,000.00	0.00	0.00	0.00
10E110 2134 1250 00 000000	WASHINGTON HEALTH SERV SUB	1,000.00	285.00	285.00	715.00	0.00	380.00	28.50
10E204 2134 1250 00 000000	JH HEALTH SERV SUB	1,000.00	0.00	0.00	1,000.00	0.00	470.00	0.00
10E303 2134 1250 00 000000	HS HEALT SERV SUB SALARY	1,000.00	95.00	95.00	905.00	0.00	0.00	9.50
10E000 2134 2110 00 000000	HEALTH SERV: TRS 9%	1,000.00	0.00	0.00	1,000.00	0.00	0.00	0.00
10E000 2134 2120 00 000000	HEALTH: IMRF	3,100.00	252.38	929.04	2,170.96	0.00	2,592.60	29.97
10E105 2134 2120 00 000000	ADAMS HEALTH SERV IMRF	1,400.00	112.16	457.06	942.94	0.00	1,294.69	32.65
10E107 2134 2120 00 000000	JEFFERSON HEALTH SERV IMRF	1,350.00	105.84	428.73	921.27	0.00	1,216.68	31.76
10E108 2134 2120 00 000000	LINCOLN HEALTH SERV IMRF	1,450.00	114.50	463.57	986.43	0.00	1,322.86	31.97
10E109 2134 2120 00 000000	LONGFELLOW HEALTH SERV IMRF	1,275.00	99.62	388.92	886.08	0.00	1,142.54	30.50
10E110 2134 2120 00 000000	WASHINGTON HEALTH SERV IMRF	1,800.00	137.94	561.84	1,238.16	0.00	1,618.22	31.21
10E204 2134 2120 00 000000	JH HEALTH IMRF	1,000.00	71.94	288.49	711.51	0.00	827.56	28.85
10E303 2134 2120 00 000000	HS HEALTH SERV IMRF	1,275.00	99.62	397.26	877.74	0.00	1,136.93	31.16
10E960 2134 2120 30 000000	ESSER 2 Health IMRF	0.00	0.00	0.00	0.00	0.00	140.18	0.00
10E965 2134 2120 30 000000	ESSER 3 Health IMRF	1,000.00	89.20	542.35	457.65	0.00	2,008.41	54.24
10E000 2134 2170 00 000000	HEALTH SERV: TRS .58%	0.00	0.00	0.00	0.00	0.00	0.00	0.00
10E204 2134 2170 00 000000	JH Health TRS .58	100.00	0.32	0.32	99.68	0.00	0.32	0.32
10E000 2134 2220 00 000000	HEALTH SERV: INSUR	16,900.00	1,405.40	5,554.68	11,345.32	0.00	15,940.06	32.87
10E105 2134 2220 00 000000	ADAMS HEALTH SERV HEALTH IN	0.00	0.00	0.00	0.00	0.00	0.00	0.00
10E107 2134 2220 00 000000	JEFFERSON HEALTH SERV HEALT	0.00	0.00	0.00	0.00	0.00	0.00	0.00
10E108 2134 2220 00 000000	LINCOLN HEALTH SERV HEALTH	9,200.00	759.72	3,002.70	6,197.30	0.00	8,616.70	32.64
10E109 2134 2220 00 000000	LONGFELLOW HEALTH SERV HEAL	0.00	0.00	0.00	0.00	0.00	0.00	0.00
10E110 2134 2220 00 000000	WASHINGTON HEALTH SERV HEAL	9,200.00	759.72	3,002.70	6,197.30	0.00	7,958.94	32.64
10E204 2134 2220 00 000000	JH HEALTH SERV HEALTH INS	9,200.00	759.72	3,002.70	6,197.30	0.00	7,235.40	32.64
10E303 2134 2220 00 000000	HS HEALTH SERV HEALTH INSUR	9,200.00	759.72	3,002.70	6,197.30	0.00	6,150.09	32.64
10E965 2134 2220 30 000000	ESSER 3 Health Ins	9,600.00	803.58	3,165.52	6,434.48	0.00	8,302.58	32.97
10E000 2134 2250 00 000000	HEALTH SERV: TRS .5%	0.00	0.00	0.00	0.00	0.00	0.00	0.00

Account Number	Account Level Description Account Number	2023-24 Original Budget	October 2023-24 Monthly Activity	2023-24 FYTD Activity	2023-24 Available Funds	Encumbered Amount	2022-23 FY Activity	2023-24 FYTD %
10	EDUCATIONAL FUND							
10E204 2134 2250 00 000000	JH Health TRS .58	100.00	0.37	0.37	99.63	0.00	0.36	0.37
10E000 2134 3190 00 000000	HEALTH SERVICE: PURCHASED S	1,500.00	0.00	514.76	985.24	0.00	1,257.00	34.32
10E105 2134 3190 00 000000	ADAMS HEALTH SERV PURCH SER	0.00	0.00	0.00	0.00	0.00	0.00	0.00
10E107 2134 3190 00 000000	JEFFERSON HEALT SERV PURCHA	0.00	0.00	0.00	0.00	0.00	0.00	0.00
10E108 2134 3190 00 000000	LINCOLN HEALTH SERV PURCH S	0.00	0.00	0.00	0.00	0.00	0.00	0.00
10E109 2134 3190 00 000000	LONGFELLOW HEALTH SERV PURC	0.00	0.00	0.00	0.00	0.00	0.00	0.00
10E110 2134 3190 00 000000	WASHINGTON HEALTH SERV PURC	0.00	0.00	0.00	0.00	0.00	0.00	0.00
10E204 2134 3190 00 000000	JH HEALTH SERV PURCHASED SE	0.00	0.00	0.00	0.00	0.00	0.00	0.00
10E303 2134 3190 00 000000	HS HEALTH SERV PURCHASED SE	0.00	0.00	0.00	0.00	0.00	0.00	0.00
10E000 2134 3320 00 000000	HEALTH SERV: TRAVEL	400.00	400.00	400.00	-91.87	0.00	0.00	100.00
10E105 2134 3320 00 000000	ADAMS HEALTH SERV TRAVEL	100.00	0.00	0.00	100.00	0.00	54.40	0.00
10E107 2134 3320 00 000000	JEFFERSON HEALTH SERV TRAVE	100.00	0.00	0.00	100.00	0.00	0.00	0.00
10E108 2134 3320 00 000000	LINCOLN HEALTH SERV TRAVEL	100.00	0.00	0.00	100.00	0.00	0.00	0.00
10E109 2134 3320 00 000000	LONGFELLOW HEALTH SERV TRAV	100.00	0.00	0.00	100.00	0.00	0.00	0.00
10E110 2134 3320 00 000000	WASHINGTON HEALTH SERV TRAV	100.00	0.00	0.00	100.00	0.00	60.00	0.00
10E204 2134 3320 00 000000	JH HEALTH SERV TRAVEL	100.00	0.00	0.00	100.00	0.00	0.00	0.00
10E303 2134 3320 00 000000	HS HEALTH SERV TRAVEL	100.00	0.00	0.00	100.00	0.00	0.00	0.00
10E000 2134 4100 00 000000	HEALTH SERV: SUPPLIES	4,000.00	363.38	1,710.82	2,289.18	0.00	2,897.87	42.77
10E105 2134 4100 00 000000	ADAMS HEALTH SERV SUPPLIES	2,000.00	0.00	301.60	1,223.51	474.89	2,061.64	15.08
10E107 2134 4100 00 000000	JEFFERSON HEALTH SERV SUPPL	2,000.00	214.37	1,361.17	520.53	118.30	1,076.58	68.06
10E108 2134 4100 00 000000	LINCOLN HEALTH SERV SUPPLIE	2,000.00	0.00	578.66	1,348.99	72.35	956.47	28.93
10E109 2134 4100 00 000000	LONGFELLOW HEALTH SERV SUPP	800.00	0.00	342.73	399.75	57.52	337.44	42.84
10E110 2134 4100 00 000000	WASHINGTON HEALTH SERV SUPP	1,000.00	0.00	154.04	845.96	0.00	852.52	15.40
10E204 2134 4100 00 000000	JH HEALTH SERV SUPPLIES	1,000.00	0.00	0.00	719.55	280.45	817.97	0.00
10E303 2134 4100 00 000000	HS HEALTH SERV SUPPLIES	2,000.00	0.00	861.90	-62.49	1,200.59	1,195.12	43.10
10E941 2134 4100 00 000000	MCV GRANT SUPPLIES	0.00	0.00	0.00	0.00	0.00	787.50	0.00
10E960 2134 4100 30 000000	ESSER II HEALTH SERV SUPPLI	0.00	0.00	0.00	0.00	0.00	0.00	0.00
10E000 2134 5400 00 000000	HEALTH SERV: EQUIP	0.00	0.00	0.00	0.00	0.00	0.00	0.00
10E105 2134 5400 00 000000	ADAMS HEALTH SERV EQUIPMENT	0.00	0.00	0.00	0.00	0.00	0.00	0.00
10E107 2134 5400 00 000000	JEFFERSON HEALTH SERV EQUIP	0.00	0.00	0.00	0.00	0.00	0.00	0.00
10E108 2134 5400 00 000000	LINCOLN HEALTH SERV EQUIPME	0.00	0.00	0.00	0.00	0.00	0.00	0.00
10E109 2134 5400 00 000000	LONGFELLOW HEALTH SERV EQUI	0.00	0.00	0.00	0.00	0.00	0.00	0.00
10E110 2134 5400 00 000000	WASHINGTON HEALTH SERV EQUI	0.00	0.00	0.00	0.00	0.00	0.00	0.00
10E204 2134 5400 00 000000	JH HEALTH SERV CAPITAL OUTL	0.00	0.00	0.00	0.00	0.00	0.00	0.00
10E303 2134 5400 00 000000	HS HEALTH SERV CAPITAL OUTL	0.00	0.00	0.00	0.00	0.00	0.00	0.00
10E105 2190 1190 00 000000	ADAMS SUPPORT STAFF SALARY	14,000.00	2,101.28	4,128.32	9,871.68	0.00	12,017.13	29.49
10E107 2190 1190 00 000000	JEFFERSON SUPPORT STAFF SAL	51,000.00	5,954.15	15,164.68	35,835.32	0.00	38,866.86	29.73
10E108 2190 1190 00 000000	LINCOLN SUPPORT STAFF SALAR	88,000.00	7,228.26	16,542.98	71,457.02	0.00	61,161.65	18.80

Account Number	Account Level Description Account Number	2023-24 Original Budget	October 2023-24 Monthly Activity	2023-24 FYTD Activity	2023-24 Available Funds	Encumbered Amount	2022-23 FY Activity	2023-24 FYTD %
10	EDUCATIONAL FUND							
10E109 2190 1190 00 000000	LONGFELLOW SUPPORT STAFF SA	45,000.00	4,206.38	9,070.15	35,929.85	0.00	29,643.52	20.16
10E110 2190 1190 00 000000	WASHINGTON SUPPORT STAFF SA	104,000.00	11,193.23	26,805.05	77,194.95	0.00	85,971.37	25.77
10E204 2190 1190 00 000000	JH SUPPORT STAFF	54,000.00	3,637.29	11,453.08	42,546.92	0.00	24,543.54	21.21
10E303 2190 1190 00 000000	HS SUPPORT STAFF SALARY	130,000.00	14,189.71	31,792.62	98,207.38	0.00	103,787.42	24.46
10E105 2190 2120 00 000000	ADAMS SUPPORT STAFF IMRF	500.00	0.00	0.00	500.00	0.00	193.52	0.00
10E107 2190 2120 00 000000	JEFFERSON SUPPORT STAFF IMR	500.00	41.28	98.30	401.70	0.00	286.90	19.66
10E108 2190 2120 00 000000	LINCOLN SUPPORT STAFF IMRF	500.00	114.06	249.80	250.20	0.00	413.54	49.96
10E109 2190 2120 00 000000	LONGFELLOW SUPPORT STAFF IM	500.00	70.00	118.30	381.70	0.00	264.93	23.66
10E110 2190 2120 00 000000	WASHINGTON SUPPORT STAFF IM	2,700.00	456.83	1,055.70	1,644.30	0.00	2,557.51	39.10
10E204 2190 2120 00 000000	JH SUPPORT STAFF IMRF	1,000.00	168.01	536.27	463.73	0.00	633.80	53.63
10E303 2190 2120 00 000000	HS SUPPORT STAFF IMRF	5,000.00	668.61	1,461.85	3,538.15	0.00	4,870.82	29.24
10E105 2190 2220 00 000000	ADAMS SUPPORT STAFF HEALTH	0.00	0.00	0.00	0.00	0.00	0.00	0.00
10E107 2190 2220 00 000000	JEFFERSON SUPPORT STAFF HEA	0.00	1,071.44	2,142.88	-2,142.88	0.00	0.00	0.00
10E108 2190 2220 00 000000	LINCOLN SUPPORT STAFF HEALT	0.00	0.00	0.00	0.00	0.00	0.00	0.00
10E109 2190 2220 00 000000	LONGFELLOW SUPPORT STAFF HE	0.00	0.00	0.00	0.00	0.00	0.00	0.00
10E110 2190 2220 00 000000	WASHINGTON SUPPORT STAFF HE	7,600.00	759.72	1,899.30	5,700.70	0.00	7,235.40	24.99
10E204 2190 2220 00 000000	JH SUPPORT STAFF HEALTH INS	0.00	0.00	0.00	0.00	0.00	0.00	0.00
10E303 2190 2220 00 000000	HS Support Staff Health	0.00	0.00	0.00	0.00	0.00	0.00	0.00
10E303 2190 4100 00 000000	HS DIPLOMA/PROGRAM	15,000.00	0.00	0.00	15,000.00	0.00	14,061.92	0.00
10E000 2210 1110 00 000000	IMP INST: SALARY,DIR CUR	92,250.00	7,687.50	34,593.75	57,656.25	0.00	95,852.80	37.50
10E902 2210 1110 30 000000	Title I: Imp Inst Dir	101,667.00	2,562.50	6,406.25	95,260.75	0.00	0.00	6.30
10E902 2210 1110 30 105000	ADAMS TITLE I IMP INST DIR	0.00	0.00	0.00	0.00	0.00	3,745.16	0.00
10E902 2210 1110 30 107000	JEFFERSON TITLE I IMP INST	0.00	0.00	0.00	0.00	0.00	3,745.16	0.00
10E902 2210 1110 30 108000	LINCOLN TITLE I IMP INST DI	0.00	0.00	0.00	0.00	0.00	3,745.16	0.00
10E902 2210 1110 30 109000	LONG TITLE I IMP INST DIR	0.00	0.00	0.00	0.00	0.00	3,745.16	0.00
10E902 2210 1110 30 110000	WASHINGTO TITLE I IMP INST	0.00	0.00	0.00	0.00	0.00	3,745.20	0.00
10E930 2210 1110 00 105000	AD TITLE I IMP INST	0.00	0.00	0.00	0.00	0.00	0.00	0.00
10E930 2210 1110 00 107000	JE TITLE I IMP INST	0.00	0.00	0.00	0.00	0.00	0.00	0.00
10E930 2210 1110 00 108000	LI TITLE I IMP INST	0.00	0.00	0.00	0.00	0.00	0.00	0.00
10E930 2210 1110 00 109000	LO TITLE I IMP INST	0.00	0.00	0.00	0.00	0.00	0.00	0.00
10E930 2210 1110 00 110000	WA TITLE I IMP INST	0.00	0.00	0.00	0.00	0.00	0.00	0.00
10E930 2210 1110 30 000000	TITLE I IMP INST DIR	0.00	0.00	0.00	0.00	0.00	0.00	0.00
10E303 2210 1130 00 000001	3 CIRCLE AG GRANT SALARY	2,000.00	0.00	821.48	1,178.52	0.00	3,324.16	41.07
10E303 2210 1130 00 000002	LOCAL 3 CIRCLE GRANT	2,000.00	0.00	0.00	2,000.00	0.00	0.00	0.00
10E936 2210 1130 00 000004	Title SIP MJHS Stipend	0.00	0.00	0.00	0.00	0.00	0.00	0.00
10E936 2210 1130 00 000005	Title SIP Adams Stipend	0.00	0.00	0.00	0.00	0.00	0.00	0.00
10E960 2210 1130 30 000000	ESSER II Salaries	0.00	0.00	0.00	0.00	0.00	10,682.50	0.00
10E965 2210 1130 30 000000	ESSER III CERT SALARY	54,740.00	3,630.00	3,630.00	51,110.00	0.00	0.00	6.63

Account Number	Account Level Description Account Number	2023-24 Original Budget	October 2023-24 Monthly Activity	2023-24 FYTD Activity	2023-24 Available Funds	Encumbered Amount	2022-23 FY Activity	2023-24 FYTD %
10	EDUCATIONAL FUND							
10E000 2210 1150 00 000000	IMP INST: SALARY,SECRETA	45,000.00	3,344.16	13,834.62	31,165.38	0.00	40,353.78	30.74
10E000 2210 1300 00 000000	Imp.Inst.-Stipends	2,800.00	0.00	0.00	2,800.00	0.00	74.04	0.00
10E902 2210 1300 30 000000	TITLE I STIPENDS	110,760.00	0.00	0.00	110,760.00	0.00	0.00	0.00
10E902 2210 1300 30 105000	ADAMS TITLE I STIPENDS	0.00	1,333.50	2,667.00	-2,667.00	0.00	0.00	0.00
10E902 2210 1300 30 107000	JEFFERSON TITLE I STIPENDS	0.00	1,333.50	2,667.00	-2,667.00	0.00	0.00	0.00
10E902 2210 1300 30 108000	LINCOLN TITLE I STIPENDS	0.00	1,333.50	2,667.00	-2,667.00	0.00	0.00	0.00
10E902 2210 1300 30 109000	LONGFELLOW TITLE I STIPENDS	0.00	1,333.50	2,667.00	-2,667.00	0.00	0.00	0.00
10E902 2210 1300 30 110000	WASHINGTON TITLE I STIPENDS	0.00	1,333.52	2,667.04	-2,667.04	0.00	0.00	0.00
10E930 2210 1300 30 000000	TITLE I: STIPENDS	6,500.00	0.00	0.00	6,500.00	0.00	3,720.00	0.00
10E930 2210 1300 30 105000	Title I Salary-Summer Schoo	0.00	0.00	259.60	-259.60	0.00	6,559.00	0.00
10E930 2210 1300 30 107000	Title I Salary-Summer Schoo	0.00	0.00	908.60	-908.60	0.00	9,804.40	0.00
10E930 2210 1300 30 108000	Title I Salary-Summer Schoo	0.00	0.00	8,177.40	-8,177.40	0.00	46,148.40	0.00
10E930 2210 1300 30 109000	Title I Salary-Summer Schoo	0.00	0.00	2,466.20	-2,466.20	0.00	17,592.40	0.00
10E930 2210 1300 30 110000	Title I Salary-Summer Schoo	0.00	0.00	1,168.20	-1,168.20	0.00	11,102.40	0.00
10E935 2210 1300 00 000004	JH TITLE I 1003A STIPENDS	0.00	0.00	0.00	0.00	0.00	0.00	0.00
10E935 2210 1300 00 000005	AD TITLE I 1003A STIPENDS	0.00	0.00	0.00	0.00	0.00	0.00	0.00
10E935 2210 1300 00 000007	JE TITLE I 1003A STIPENDS	0.00	0.00	0.00	0.00	0.00	0.00	0.00
10E960 2210 1300 30 000000	ESSER II IMPR INSTR SALARIE	0.00	0.00	0.00	0.00	0.00	0.00	0.00
10E965 2210 1300 30 000000	ESSER III CERTIFIED SALARY	0.00	0.00	0.00	0.00	0.00	0.00	0.00
10E000 2210 2100 00 000000	IMPROVEMENT INSTRUCTION FED	1,635.00	0.00	1,633.24	1.76	0.00	0.00	99.89
10E902 2210 2100 30 000000	TITLE I FED TRS	12,000.00	298.50	597.00	11,403.00	0.00	0.00	4.98
10E902 2210 2100 30 105000	AD TITLE I FED TRS	0.00	155.34	310.68	-310.68	0.00	281.27	0.00
10E902 2210 2100 30 107000	JE TITLE I FED TRS	0.00	155.34	310.68	-310.68	0.00	105.48	0.00
10E902 2210 2100 30 108000	LI TITLE I FED TRS	0.00	155.34	310.68	-310.68	0.00	105.48	0.00
10E902 2210 2100 30 109000	LO TITLE I FED TRS	0.00	155.34	310.68	-310.68	0.00	105.48	0.00
10E902 2210 2100 30 110000	WA TITLE I FED TRS	0.00	155.30	310.60	-310.60	0.00	105.45	0.00
10E930 2210 2100 00 105000	AD TITLE I FED TRS	0.00	0.00	0.00	0.00	0.00	0.00	0.00
10E930 2210 2100 00 107000	JE TITLE I FED TRS	0.00	0.00	0.00	0.00	0.00	0.00	0.00
10E930 2210 2100 00 108000	LI TITLE I FED TRS	0.00	0.00	0.00	0.00	0.00	0.00	0.00
10E930 2210 2100 00 109000	LO TITLE I FED TRS	0.00	0.00	0.00	0.00	0.00	0.00	0.00
10E930 2210 2100 00 110000	WA TITLE I FED TRS	0.00	0.00	0.00	0.00	0.00	0.00	0.00
10E930 2210 2100 30 000000	TITLE I: IMP INST RET 10	0.00	0.00	0.00	0.00	0.00	0.00	0.00
10E930 2210 2100 30 105000	Title I Fed TRS-Summer Scho	0.00	0.00	0.00	0.00	0.00	907.79	0.00
10E930 2210 2100 30 107000	Title I Fed TRS-Summer Scho	0.00	0.00	0.00	0.00	0.00	1,356.05	0.00
10E930 2210 2100 30 108000	Title I Fed TRS-Summer Scho	0.00	0.00	0.00	0.00	0.00	6,383.56	0.00
10E930 2210 2100 30 109000	Title I FED TRS-Summer Scho	0.00	0.00	0.00	0.00	0.00	2,433.40	0.00
10E930 2210 2100 30 110000	Title I Fed TRS-Summer Scho	0.00	0.00	0.00	0.00	0.00	1,535.77	0.00
10E935 2210 2100 00 000004	TITLE II FED TRS	0.00	0.00	0.00	0.00	0.00	0.00	0.00

Account Number	Account Level Description Account Number	2023-24 Original Budget	October 2023-24 Monthly Activity	2023-24 FYTD Activity	2023-24 Available Funds	Encumbered Amount	2022-23 FY Activity	2023-24 FYTD %
10	EDUCATIONAL FUND							
10E935 2210 2100 00 000005	TITLE SIP FED TRS	0.00	0.00	0.00	0.00	0.00	0.00	0.00
10E960 2210 2100 30 000000	ESSER 2 Fed Trs	0.00	0.00	0.00	0.00	0.00	1,117.06	0.00
10E965 2210 2100 30 000000	ESSER III FED TRS	6,400.00	359.94	359.94	6,040.06	0.00	0.00	5.62
10E000 2210 2110 00 000000	IMP INST: TRS 9%	9,500.00	760.30	3,421.36	6,078.64	0.00	10,844.10	36.01
10E303 2210 2110 00 000001	3 CIRCLE AG GRANT TRS 9%	450.00	0.00	0.00	450.00	0.00	411.86	0.00
10E902 2210 2110 30 000000	TITLE I 9% TRS	10,100.00	253.44	506.88	9,593.12	0.00	0.00	5.02
10E902 2210 2110 30 105000	AD TITLE I TRS 9%	0.00	131.88	263.76	-263.76	0.00	241.30	0.00
10E902 2210 2110 30 107000	JE TITLE I TRS 9%	0.00	131.88	263.76	-263.76	0.00	90.48	0.00
10E902 2210 2110 30 108000	LI TITLE I TRS 9%	0.00	131.88	263.76	-263.76	0.00	90.48	0.00
10E902 2210 2110 30 109000	LO TITLE I TRS 9%	0.00	131.88	263.76	-263.76	0.00	90.48	0.00
10E902 2210 2110 30 110000	WA TITLE I TRS 9%	0.00	131.91	263.81	-263.81	0.00	90.54	0.00
10E930 2210 2110 00 105000	AD TITLE I TRS 9%	0.00	0.00	0.00	0.00	0.00	0.00	0.00
10E930 2210 2110 00 107000	JE TITLE I TRS 9%	0.00	0.00	0.00	0.00	0.00	0.00	0.00
10E930 2210 2110 00 108000	LI TITLE I TRS 9%	0.00	0.00	0.00	0.00	0.00	0.00	0.00
10E930 2210 2110 00 109000	LO TITLE I TRS 9%	0.00	0.00	0.00	0.00	0.00	0.00	0.00
10E930 2210 2110 00 110000	WA TITLE I TRS 9%	0.00	0.00	0.00	0.00	0.00	0.00	0.00
10E930 2210 2110 30 000000	TITLE I: TRS 9.8901	0.00	0.00	0.00	0.00	0.00	0.00	0.00
10E930 2210 2110 30 105000	Title I TRS-Summer School	0.00	0.00	0.00	0.00	0.00	778.15	0.00
10E930 2210 2110 30 107000	Title I TRS-Summer School	0.00	0.00	0.00	0.00	0.00	1,163.73	0.00
10E930 2210 2110 30 108000	Title I TRS-Summer School	0.00	0.00	0.00	0.00	0.00	5,477.02	0.00
10E930 2210 2110 30 109000	Title I TRS-Summer School	0.00	0.00	0.00	0.00	0.00	2,087.98	0.00
10E930 2210 2110 30 110000	Title I TRS-Summer School	0.00	0.00	0.00	0.00	0.00	1,317.61	0.00
10E935 2210 2110 00 000004	TITLE II TRS 9%	0.00	0.00	0.00	0.00	0.00	0.00	0.00
10E935 2210 2110 00 000005	TITLE SIP TRS	0.00	0.00	0.00	0.00	0.00	0.00	0.00
10E940 2210 2110 30 000000	ESSER TRS 9%	0.00	0.00	0.00	0.00	0.00	0.00	0.00
10E960 2210 2110 30 000000	ESSER 2 TRS	0.00	0.00	0.00	0.00	0.00	994.65	0.00
10E965 2210 2110 30 000000	ESSER III TRS	5,450.00	358.99	358.99	5,091.01	0.00	0.00	6.59
10E000 2210 2120 00 000000	IMP INST: IMRF	2,250.00	157.58	651.92	1,598.08	0.00	1,901.55	28.97
10E902 2210 2120 30 000000	TITLE I IMRF	0.00	0.00	0.00	0.00	0.00	0.00	0.00
10E930 2210 2120 30 000000	TITLE 1: IMRF	0.00	0.00	0.00	0.00	0.00	0.00	0.00
10E940 2210 2120 30 000000	ESSER IMRF 4.5%	0.00	0.00	0.00	0.00	0.00	0.00	0.00
10E960 2210 2120 30 000000	ESSER 2 IMRF	0.00	0.00	0.00	0.00	0.00	6.13	0.00
10E000 2210 2170 00 000000	IMP INST: TRS .58%	800.00	49.06	220.74	579.26	0.00	678.28	27.59
10E303 2210 2170 00 000001	3 CIRCLE AG GRANT TRS .58%	40.00	0.00	0.00	40.00	0.00	26.56	0.00
10E902 2210 2170 30 000000	TITLE I .58% TRS	650.00	16.34	32.68	617.32	0.00	0.00	5.03
10E902 2210 2170 30 105000	AD TITLE I TRS .58%	0.00	8.50	17.00	-17.00	0.00	13.85	0.00
10E902 2210 2170 30 107000	JE TITLE I TRS .58%	0.00	8.50	17.00	-17.00	0.00	4.09	0.00
10E902 2210 2170 30 108000	LI TITLE I TRS .58%	0.00	8.50	17.00	-17.00	0.00	4.09	0.00

Account Number	Account Level Description Account Number	2023-24 Original Budget	October 2023-24 Monthly Activity	2023-24 FYTD Activity	2023-24 Available Funds	Encumbered Amount	2022-23 FY Activity	2023-24 FYTD %
10	EDUCATIONAL FUND							
10E902 2210 2170 30 109000	LO TITLE I TRS .58%	0.00	8.50	17.00	-17.00	0.00	4.09	0.00
10E902 2210 2170 30 110000	WA TITLE I TRS .58%	0.00	8.54	17.08	-17.08	0.00	4.07	0.00
10E930 2210 2170 00 105000	AD TITLE I TRS .58%	0.00	0.00	0.00	0.00	0.00	0.00	0.00
10E930 2210 2170 00 107000	JE TITLE I TRS .58%	0.00	0.00	0.00	0.00	0.00	0.00	0.00
10E930 2210 2170 00 108000	LI TITLE I TRS .58%	0.00	0.00	0.00	0.00	0.00	0.00	0.00
10E930 2210 2170 00 109000	LO TITLE I TRS .58%	0.00	0.00	0.00	0.00	0.00	0.00	0.00
10E930 2210 2170 00 110000	WA TITLE I TRS .58%	0.00	0.00	0.00	0.00	0.00	0.00	0.00
10E930 2210 2170 30 000000	TITLE I: TRS .58%	0.00	0.00	0.00	0.00	0.00	0.00	0.00
10E930 2210 2170 30 105000	Title I .58% TRS-Summer Sch	0.00	0.00	0.00	0.00	0.00	50.18	0.00
10E930 2210 2170 30 107000	Title I .58% TRS-Summer Sch	0.00	0.00	0.00	0.00	0.00	75.11	0.00
10E930 2210 2170 30 108000	Title I .58% TRS-Summer Sch	0.00	0.00	0.00	0.00	0.00	353.29	0.00
10E930 2210 2170 30 109000	Title I .58% TRS-Summer Sch	0.00	0.00	0.00	0.00	0.00	134.65	0.00
10E930 2210 2170 30 110000	Title I .58% TRS-Summer Sch	0.00	0.00	0.00	0.00	0.00	84.97	0.00
10E935 2210 2170 00 000004	TITLE II TRS .58%	0.00	0.00	0.00	0.00	0.00	0.00	0.00
10E935 2210 2170 00 000005	TITLE SIP TRS .58%	0.00	0.00	0.00	0.00	0.00	0.00	0.00
10E940 2210 2170 30 000000	ESSER TITLE TRS .58%	0.00	0.00	0.00	0.00	0.00	0.00	0.00
10E960 2210 2170 30 000000	ESSER 2 TRS .58	0.00	0.00	0.00	0.00	0.00	67.00	0.00
10E965 2210 2170 30 000000	ESSER III TRS .58%	350.00	23.13	23.13	326.87	0.00	0.00	6.61
10E000 2210 2220 00 000000	IMP INST: HEALTH INSUR	18,300.00	759.72	5,245.68	13,054.32	0.00	31,220.86	28.66
10E902 2210 2220 30 000000	TITLE I HEALTH INSURANCE	22,000.00	0.00	0.00	22,000.00	0.00	0.00	0.00
10E902 2210 2220 30 105000	AD TITLE I HEALTH INS	0.00	398.60	797.20	-797.20	0.00	724.72	0.00
10E902 2210 2220 30 107000	JE TITLE I HEALTH INS	0.00	398.60	797.20	-797.20	0.00	724.72	0.00
10E902 2210 2220 30 108000	LI TITLE I HEALTH INS	0.00	398.60	797.20	-797.20	0.00	724.72	0.00
10E902 2210 2220 30 109000	LO TITLE I HEALTH INS	0.00	398.60	797.20	-797.20	0.00	724.72	0.00
10E902 2210 2220 30 110000	WA TITLE I HEALTH INS	0.00	398.56	797.12	-797.12	0.00	724.68	0.00
10E930 2210 2220 00 105000	AD TITLE I HEALTH INS	0.00	0.00	0.00	0.00	0.00	0.00	0.00
10E930 2210 2220 00 107000	JE TITLE I HEALTH INS	0.00	0.00	0.00	0.00	0.00	0.00	0.00
10E930 2210 2220 00 108000	LI TITLE I HEALTH INS	0.00	0.00	0.00	0.00	0.00	0.00	0.00
10E930 2210 2220 00 109000	LO TITLE I HEALTH INS	0.00	0.00	0.00	0.00	0.00	0.00	0.00
10E930 2210 2220 00 110000	WA TITLE I HEALTH INS	0.00	0.00	0.00	0.00	0.00	0.00	0.00
10E930 2210 2220 30 000000	TITLE I: HEALTH INS	3,900.00	0.00	0.00	3,900.00	0.00	0.00	0.00
10E930 2210 2220 30 105000	AD Title I Health Ins	0.00	0.00	77.84	-77.84	0.00	379.60	0.00
10E930 2210 2220 30 107000	JE Title I Health Ins	0.00	0.00	272.36	-272.36	0.00	1,328.60	0.00
10E930 2210 2220 30 108000	LI Title I Health Ins	0.00	0.00	2,451.34	-2,451.34	0.00	11,957.80	0.00
10E930 2210 2220 30 109000	LO Title I Health Ins	0.00	0.00	739.30	-739.30	0.00	3,606.40	0.00
10E930 2210 2220 30 110000	WA Title I Health Ins	0.00	0.00	350.18	-350.18	0.00	1,708.20	0.00
10E303 2210 2225 00 000001	3 CIRCLE AG GRANT TRS THIS	0.00	0.00	0.00	0.00	0.00	0.00	0.00
10E000 2210 2250 00 000000	IMP INST: INS .5% TRS	2,000.00	132.64	596.86	1,403.14	0.00	1,891.75	29.84

Account Number	Account Level Description Account Number	2023-24 Original Budget	October 2023-24 Monthly Activity	2023-24 FYTD Activity	2023-24 Available Funds	Encumbered Amount	2022-23 FY Activity	2023-24 FYTD %
10	EDUCATIONAL FUND							
10E303 2210 2250 00 000001	HS 3 CIRCLE TRS HEALTH INS	90.00	0.00	0.00	90.00	0.00	71.79	0.00
10E902 2210 2250 30 000000	TITLE I TRS HEALTH	1,800.00	44.20	88.40	1,711.60	0.00	0.00	4.91
10E902 2210 2250 30 105000	AD TITLE I TRS HEALTH INS	0.00	23.00	46.00	-46.00	0.00	42.09	0.00
10E902 2210 2250 30 107000	JE TITLE I TRS HEALTH INS	0.00	23.00	46.00	-46.00	0.00	15.78	0.00
10E902 2210 2250 30 108000	LI TITLE I TRS HEALTH INS	0.00	23.00	46.00	-46.00	0.00	15.78	0.00
10E902 2210 2250 30 109000	LO TITLE I TRS HEALTH INS	0.00	23.00	46.00	-46.00	0.00	15.78	0.00
10E902 2210 2250 30 110000	WA TITLE I TRS HEALTH INS	0.00	23.04	46.08	-46.08	0.00	15.81	0.00
10E930 2210 2250 00 105000	AD TITLE I TRS HEALTH INS	0.00	0.00	0.00	0.00	0.00	0.00	0.00
10E930 2210 2250 00 107000	JE TITLE I TRS HEALTH INS	0.00	0.00	0.00	0.00	0.00	0.00	0.00
10E930 2210 2250 00 108000	LI TITLE I TRS HEALTH INS	0.00	0.00	0.00	0.00	0.00	0.00	0.00
10E930 2210 2250 00 109000	LO TITLE I TRS HEALTH INS	0.00	0.00	0.00	0.00	0.00	0.00	0.00
10E930 2210 2250 00 110000	WA TITLE I TRS HEALTH INS	0.00	0.00	0.00	0.00	0.00	0.00	0.00
10E930 2210 2250 30 000000	TITLE I: HEALT INS TRS .	0.00	0.00	0.00	0.00	0.00	0.00	0.00
10E930 2210 2250 30 105000	Title I TRS INS.-Summer Sch	0.00	0.00	0.00	0.00	0.00	135.63	0.00
10E930 2210 2250 30 107000	Title I TRS INS.-Summer Sch	0.00	0.00	0.00	0.00	0.00	203.03	0.00
10E930 2210 2250 30 108000	Title I TRS INS.-Summer Sch	0.00	0.00	0.00	0.00	0.00	955.44	0.00
10E930 2210 2250 30 109000	Title I TRS INS.-Summer Sch	0.00	0.00	0.00	0.00	0.00	364.30	0.00
10E930 2210 2250 30 110000	Title I TRS INS.-Summer Sch	0.00	0.00	0.00	0.00	0.00	229.90	0.00
10E935 2210 2250 00 000004	TITLE II TRS HEALTH	0.00	0.00	0.00	0.00	0.00	0.00	0.00
10E935 2210 2250 00 000005	TITLE SIP TRS THIS	0.00	0.00	0.00	0.00	0.00	0.00	0.00
10E940 2210 2250 30 000000	ESSER TRS HEALTH INS	0.00	0.00	0.00	0.00	0.00	0.00	0.00
10E960 2210 2250 30 000000	ESSER 2 TRS Health	0.00	0.00	0.00	0.00	0.00	176.98	0.00
10E965 2210 2250 30 000000	ESSER III TRS THIS	950.00	62.64	62.64	887.36	0.00	0.00	6.59
10E000 2210 3140 00 000001	IMP INST: CONTRACTUAL	12,000.00	0.00	0.00	12,000.00	0.00	11,697.00	0.00
10E902 2210 3140 30 000000	TITLE I CONTRACTUAL/STIPEND	0.00	0.00	0.00	0.00	0.00	0.00	0.00
10E902 2210 3140 30 105000	ADAMS TITLE I CONTRACTUAL	0.00	0.00	0.00	0.00	0.00	0.00	0.00
10E902 2210 3140 30 107000	JEFFERSON TITLE I CONTRACTU	0.00	0.00	0.00	0.00	0.00	0.00	0.00
10E902 2210 3140 30 108000	LINCOLN TITLE I CONTRACTUAL	0.00	0.00	0.00	0.00	0.00	0.00	0.00
10E902 2210 3140 30 109000	Title I PURCHASE SERVICES	0.00	0.00	0.00	0.00	0.00	0.00	0.00
10E902 2210 3140 30 110000	WASHINGTON TITLE I CONTRACT	0.00	0.00	0.00	0.00	0.00	0.00	0.00
10E930 2210 3140 30 000000	TITLE I: CONTRACTUAL/STIPEN	0.00	0.00	0.00	0.00	0.00	500.00	0.00
10E930 2210 3140 30 105000	AD TITLE I PURCH SERV	0.00	0.00	0.00	0.00	0.00	0.00	0.00
10E930 2210 3140 30 107000	JE TITLE I PURCH SERV	0.00	0.00	0.00	0.00	0.00	0.00	0.00
10E930 2210 3140 30 108000	LI TITLE I PURCH SERV	0.00	0.00	0.00	0.00	0.00	0.00	0.00
10E930 2210 3140 30 109000	LO TITLE I PURCH SERV	0.00	0.00	0.00	0.00	0.00	0.00	0.00
10E930 2210 3140 30 110000	WA TITLE I PURCH SERV	0.00	0.00	0.00	0.00	0.00	0.00	0.00
10E960 2210 3140 30 000000	ESSER II PURCHASED SERVICES	0.00	0.00	0.00	0.00	0.00	0.40	0.00
10E965 2210 3140 00 000000	ESSER III PURCHASE SERVICES	9,610.00	0.00	9,610.00	0.00	0.00	600.00	100.00

Account Number	Account Level Description Account Number	2023-24 Original Budget	October 2023-24 Monthly Activity	2023-24 FYTD Activity	2023-24 Available Funds	Encumbered Amount	2022-23 FY Activity	2023-24 FYTD %
10	EDUCATIONAL FUND							
10E000 2210 3190 00 000000	IMP INST: AMERICORPS	21,000.00	16,625.00	16,625.00	4,375.00	0.00	7,875.00	79.17
10E000 2210 3190 00 000001	Imp.Inst.-Conf.Reg.Fees	1,000.00	0.00	0.00	1,000.00	0.00	0.00	0.00
10E000 2210 3190 00 000002	Imp.Inst.-Contr.Services	15,000.00	0.00	300.00	14,700.00	0.00	1,705.97	2.00
10E935 2210 3190 00 000004	JH TITLE I 1003A PURCHASE S	0.00	0.00	0.00	0.00	0.00	4,410.00	0.00
10E935 2210 3190 00 000005	AD TITLE I 1003A PURHCASE S	0.00	0.00	0.00	0.00	0.00	6,988.00	0.00
10E935 2210 3190 00 000007	JE TITLE I 1003A PURCHASE S	0.00	0.00	0.00	0.00	0.00	0.00	0.00
10E936 2210 3190 00 000004	MJHS TITLE I SIP PUR.SERV.	0.00	0.00	0.00	0.00	0.00	0.00	0.00
10E936 2210 3190 00 000005	Title SIP Adams Purchase Se	0.00	0.00	0.00	0.00	0.00	0.00	0.00
10E000 2210 3320 00 000000	IMP INST: TRAVEL	2,000.00	0.00	165.00	1,631.00	0.00	1,515.27	8.25
10E303 2210 3320 00 000004	AG GRANT: TRAVEL/REGISTRATI	326.00	0.00	0.00	326.00	0.00	0.00	0.00
10E000 2210 4100 00 000000	IMP INST: SUPPLIES	2,000.00	0.00	0.00	2,000.00	0.00	1,227.17	0.00
10E902 2210 4100 30 105000	ADAMS TITLE I SUPPLIES	0.00	0.00	0.00	0.00	0.00	0.00	0.00
10E902 2210 4100 30 107000	JEFFERSON TITLE I SUPPLIES	0.00	0.00	0.00	0.00	0.00	0.00	0.00
10E902 2210 4100 30 108000	LINCOLN TITLE I SUPPLIES	0.00	0.00	0.00	0.00	0.00	0.00	0.00
10E902 2210 4100 30 109000	LONGFELLOW TITLE I SUPPLIES	0.00	0.00	0.00	0.00	0.00	0.00	0.00
10E902 2210 4100 30 110000	WASHINGTON TITLE I SUPPLIES	0.00	0.00	0.00	0.00	0.00	0.00	0.00
10E930 2210 4100 30 000000	TITLE I: IMPRV INST SUPL	0.00	0.00	0.00	0.00	0.00	0.00	0.00
10E000 2210 5400 00 000000	Imp of Instruction Capital	1,000.00	0.00	0.00	1,000.00	0.00	0.00	0.00
10E000 2210 6400 00 000000	IMP INST: DUES/FEES	1,500.00	0.00	429.00	1,071.00	0.00	1,441.30	28.60
10E935 2211 2100 00 000005	TITLE SIP TRS	0.00	0.00	0.00	0.00	0.00	0.00	0.00
10E935 2211 2170 00 000005	TITLE SIP TRS .58%	0.00	0.00	0.00	0.00	0.00	0.00	0.00
10E935 2211 2250 00 000005	TITLE SIP TRS THIS	0.00	0.00	0.00	0.00	0.00	0.00	0.00
10E107 2222 4100 00 000000	Insurance replacements	100,000.00	562.92	10,468.28	24,931.36	64,600.36	10,762.06	10.47
10E000 2222 4300 00 000004	MEDIA: GRANT-STATE LIBR	3,130.00	0.00	156.08	1,649.79	1,324.13	1,426.54	4.99
10E000 2222 4300 00 000007	ISL ROAD TO RECOVERY GRANT	0.00	0.00	0.00	0.00	0.00	0.00	0.00
10E105 2222 4300 00 000000	ADAMS MEDIA LIBRARY	1,000.00	0.00	0.00	0.00	1,000.00	1,073.49	0.00
10E107 2222 4300 00 000000	JEFFERSON MEDIA LIBRARY	2,200.00	0.00	0.00	1,107.59	1,092.41	2,181.36	0.00
10E108 2222 4300 00 000000	LINCOLN MEDIA LIBRARY	3,700.00	0.00	0.00	942.49	2,757.51	3,702.05	0.00
10E109 2222 4300 00 000000	LONGFELLOW MEDIA LIBRARY	2,400.00	0.00	0.00	858.96	1,541.04	2,401.25	0.00
10E110 2222 4300 00 000000	WASHINGTON MEDIA LIBRARY	3,300.00	0.00	0.00	380.15	2,919.85	3,301.54	0.00
10E204 2222 4300 00 000000	JH MEDIA LIBRARY	7,500.00	0.00	1,783.31	2,682.71	3,033.98	3,770.92	23.78
10E204 2222 4300 00 000001	JH SNAPDRAGON BOOK GRANT	0.00	0.00	0.00	0.00	0.00	3,863.50	0.00
10E303 2222 4300 00 000000	HS MEDIA LIBRARY	8,500.00	1,667.45	1,951.13	1,616.36	4,932.51	5,177.61	22.95
10E000 2223 4900 00 000002	MEDIA: Follett Software-All	9,900.00	0.00	0.00	9,900.00	0.00	0.00	0.00
10E105 2223 4900 00 000000	ADAMS MEDIA AV	1,000.00	112.37	112.37	156.77	730.86	1,472.00	11.24
10E107 2223 4900 00 000000	JEFFERSON MEDIA AV	800.00	118.62	118.62	623.15	58.23	778.35	14.83
10E108 2223 4900 00 000000	LINCOLN MEDIA AV	1,000.00	85.78	85.78	855.99	58.23	999.99	8.58
10E109 2223 4900 00 000000	LONGFELLOW MEDIA AV	1,000.00	6.05	6.05	963.24	30.71	999.97	0.61

Account Number	Account Level Description Account Number	2023-24 Original Budget	October 2023-24 Monthly Activity	2023-24 FYTD Activity	2023-24 Available Funds	Encumbered Amount	2022-23 FY Activity	2023-24 FYTD %
10	EDUCATIONAL FUND							
10E110 2223 4900 00 000000	WASHINGTON MEDIA AV	1,000.00	90.30	90.30	879.04	30.66	1,000.00	9.03
10E204 2223 4900 00 000000	JH MEDIA AV	2,000.00	0.00	0.00	1,417.14	0.00	1,633.54	0.00
10E303 2223 4900 00 000000	HS MEDIA AV	2,000.00	350.00	350.00	520.62	985.00	1,892.81	17.50
10E000 2225 1140 00 000000	TECH: SALARY	270,000.00	21,932.58	87,460.50	182,539.50	0.00	255,723.55	32.39
10E000 2225 2120 00 000000	TECH: IMRF	12,750.00	1,020.35	4,081.38	8,668.62	0.00	11,801.09	32.01
10E000 2225 2220 00 000000	TECH: HEALTH INSURANCE	35,000.00	2,279.16	9,008.10	25,991.90	0.00	27,954.94	25.74
10E000 2225 3190 00 000000	TECH: CONTRACTUAL	275,000.00	22,050.00	117,376.06	53,388.94	32,388.00	261,610.23	42.68
10E000 2225 3320 00 000000	TECH: TRAVEL	3,000.00	225.00	485.00	2,515.00	0.00	2,045.75	16.17
10E000 2225 4100 00 000000	TECH: SUPPLIES	75,000.00	142,874.37	23,063.77	49,743.04	2,193.19	46,107.52	30.75
10E000 2225 5400 00 000000	TECH: CAP OUTLAY	90,000.00	0.00	2,920.57	87,079.43	0.00	83,509.70	3.25
10E000 2225 5400 00 000001	TECH: CAP OUTLAY 2500+	5,000.00	0.00	0.00	5,000.00	0.00	0.00	0.00
10E000 2225 6400 00 000000	TECH: DUES/FEES	500.00	0.00	0.00	500.00	0.00	85.00	0.00
10E000 2230 3160 00 000001	TESTING: ELEM.	0.00	0.00	0.00	0.00	0.00	0.00	0.00
10E000 2230 3160 00 000002	TESTING; JUNIOR HI	1,000.00	0.00	0.00	1,000.00	0.00	0.00	0.00
10E000 2230 3160 00 000003	TESTING: HIGH SCHOOL	2,000.00	0.00	0.00	2,000.00	0.00	0.00	0.00
10E902 2230 3190 30 000000	Assessment & Testing Pur. S	30,500.00	0.00	0.00	30,500.00	0.00	0.00	0.00
10E902 2230 3190 30 105000	ADAMS TITLE ASSESSMENT & TE	0.00	0.00	0.00	0.00	0.00	0.00	0.00
10E902 2230 3190 30 107000	JEFFER TITLE ASSESSMENT & T	0.00	0.00	0.00	0.00	0.00	0.00	0.00
10E902 2230 3190 30 108000	LINCOL TITLE ASSESSMENT & T	0.00	0.00	0.00	0.00	0.00	0.00	0.00
10E902 2230 3190 30 109000	LONGFE TITLE ASSESSMENT & T	0.00	0.00	0.00	0.00	0.00	0.00	0.00
10E902 2230 3190 30 110000	WASH TITLE ASSESSMENT & TES	0.00	0.00	0.00	0.00	0.00	0.00	0.00
10E930 2230 3190 30 000000	TITLE I ASSMT. & TESTING PS	0.00	0.00	0.00	0.00	0.00	0.00	0.00
10E930 2230 3190 30 105000	AD TITLE I PURCHASE SERVICE	0.00	0.00	0.00	0.00	0.00	0.00	0.00
10E930 2230 3190 30 107000	JE TITLE I PURCHASE SERVICE	0.00	0.00	0.00	0.00	0.00	0.00	0.00
10E930 2230 3190 30 108000	LI TITLE I PURCHASE SERVICE	0.00	0.00	0.00	0.00	0.00	0.00	0.00
10E930 2230 3190 30 109000	LO TITLE I PURCHASE SERVICE	0.00	0.00	0.00	0.00	0.00	0.00	0.00
10E930 2230 3190 30 110000	WA TITLE I PURCHASE SERVICE	0.00	0.00	0.00	0.00	0.00	0.00	0.00
10E000 2230 4100 00 000000	TESTING: DISTRICT	5,000.00	0.00	0.00	5,000.00	0.00	76.82	0.00
10E000 2310 3190 00 000000	BD FINANCIAL MANAGEMENT SER	20,000.00	0.00	19,383.34	616.66	0.00	18,004.36	96.92
10E000 2310 3320 00 000000	BD: TRAVEL	6,000.00	0.00	5,932.80	67.20	0.00	1,438.67	98.88
10E000 2310 3820 00 000000	BD: SUMMER YOUTH CAMPS INSU	2,000.00	0.00	245.70	1,754.30	0.00	0.00	12.29
10E000 2310 3900 00 000000	BD: OTHER	7,000.00	0.00	188.12	6,811.88	0.00	6,817.05	2.69
10E000 2310 4100 00 000000	BD: SUPPLIES	5,000.00	0.00	9.83	4,967.62	22.55	3,395.45	0.20
10E000 2310 6400 00 000000	BD: DUES/FEES	21,000.00	0.00	9,526.84	11,473.16	0.00	19,028.76	45.37
10E000 2321 1110 00 000000	ADMIN: SALARY	163,000.00	13,583.34	54,333.36	108,666.64	0.00	219,118.32	33.33
10E000 2321 1150 00 000000	ADMIN: SALARY, SECRETARY	53,360.00	4,446.66	17,786.64	35,573.36	0.00	51,679.92	33.33
10E000 2321 2100 00 000000	ADMIN: TRS-R	0.00	0.00	791.12	-791.12	0.00	5,091.61	0.00
10E000 2321 2110 00 000000	ADMIN: TRS 9%	16,121.00	1,343.40	5,373.60	10,747.40	0.00	25,282.88	33.33

Account Number	Account Level Description Account Number	2023-24 Original Budget	October 2023-24 Monthly Activity	2023-24 FYTD Activity	2023-24 Available Funds	Encumbered Amount	2022-23 FY Activity	2023-24 FYTD %
10	EDUCATIONAL FUND							
10E000 2321 2120 00 000000	ADMIN: IMRF	2,668.00	209.52	838.08	1,829.92	0.00	2,435.04	31.41
10E000 2321 2170 00 000000	ADMIN: TRS .58%	1,039.00	86.66	346.64	692.36	0.00	1,578.76	33.36
10E000 2321 2220 00 000000	ADMIN: HEALTH INSUR	24,000.00	1,992.96	7,876.94	16,123.06	0.00	22,604.16	32.82
10E000 2321 2250 00 000000	ADMIN: HEALTH INS .5%	2,815.00	234.36	937.44	1,877.56	0.00	4,410.55	33.30
10E000 2321 3320 00 000000	ADMIN: TRAVEL	3,000.00	0.00	148.00	2,841.00	11.00	1,726.19	4.93
10E000 2321 3900 00 000000	ADMIN: OTHER	13,000.00	0.00	8,400.00	4,600.00	0.00	0.00	64.62
10E000 2321 4100 00 000000	ADMIN: SUPPLIES	65,000.00	360.95	360.95	62,149.05	2,490.00	0.00	0.56
10E000 2321 5400 00 000000	ADMIN: CAP OUT - EQUIP	5,000.00	0.00	4,241.96	298.07	0.00	0.00	84.84
10E000 2321 6400 00 000000	ADMIN: DUES/FEES	3,500.00	0.00	275.00	3,025.00	200.00	2,700.53	7.86
10E000 2321 8000 00 000000	ADMIN: POST RETIREMENT	0.00	0.00	0.00	0.00	0.00	0.00	0.00
10E105 2410 1110 00 000000	ADAMS PRINCIPAL SALARY	99,819.00	8,318.24	32,991.66	66,827.34	0.00	96,171.50	33.05
10E107 2410 1110 00 000000	JEFFERSON PRINCIPAL SALARY	89,983.00	7,498.58	28,372.56	61,610.44	0.00	79,800.04	31.53
10E108 2410 1110 00 000000	LINCOLN PRINCIPAL SALARY	201,321.00	16,776.68	65,972.08	135,348.92	0.00	193,416.00	32.77
10E109 2410 1110 00 000000	LONGFELLOW PRINCIPAL SALARY	84,000.00	7,000.00	14,000.00	70,000.00	0.00	105,327.88	16.67
10E110 2410 1110 00 000000	WASHINGTON PRINCIPAL SALARY	170,220.00	14,185.00	43,703.32	126,516.68	0.00	178,509.52	25.67
10E204 2410 1110 00 000000	JH PRINCIPAL SALARY	266,700.00	22,224.48	88,028.76	178,671.24	0.00	245,042.28	33.01
10E303 2410 1110 00 000000	HIGH SCHOOL PRINCIPAL SALAR	477,100.00	37,041.28	167,367.64	309,732.36	0.00	451,617.72	35.08
10E105 2410 1150 00 000000	ADAMS PRINCIPAL SECRETARY	53,000.00	4,407.48	17,641.78	35,358.22	0.00	50,624.03	33.29
10E107 2410 1150 00 000000	JEFFERSON PRINCIPAL SECRETA	42,000.00	3,448.64	13,598.88	28,401.12	0.00	38,871.84	32.38
10E108 2410 1150 00 000000	LINCOLN PRINCIPAL SECRETARY	40,000.00	3,291.76	12,945.36	27,054.64	0.00	33,770.88	32.36
10E109 2410 1150 00 000000	LONGFELLOW PRINCIPAL SECRET	40,000.00	4,824.99	14,718.06	25,281.94	0.00	35,706.77	36.80
10E110 2410 1150 00 000000	WASHINGTON PRINCIPAL SECRET	45,000.00	3,667.78	14,436.96	30,563.04	0.00	41,997.43	32.08
10E204 2410 1150 00 000000	JH PRINCIPAL SECRETARY SALA	75,000.00	6,196.12	25,058.80	49,941.20	0.00	70,318.24	33.41
10E303 2410 1150 00 000000	HS PRINCIPAL SECRETARY SALA	77,000.00	6,525.18	25,882.93	51,117.07	0.00	72,356.49	33.61
10E105 2410 1200 00 000000	ADAMS PRIN SUB SECRETARY	200.00	0.00	0.00	200.00	0.00	0.00	0.00
10E107 2410 1200 00 000000	JEFFERSON PRIN SUB SECRETAR	200.00	0.00	0.00	200.00	0.00	0.00	0.00
10E108 2410 1200 00 000000	LINCOLN PRIN SUB SECRETARY	200.00	208.00	299.00	-99.00	0.00	295.50	149.50
10E109 2410 1200 00 000000	LONGFELLOW PRIN SUB SECRETA	200.00	0.00	0.00	200.00	0.00	0.00	0.00
10E110 2410 1200 00 000000	WASHINGTON PRIN SUB SECRETA	200.00	0.00	0.00	200.00	0.00	453.00	0.00
10E204 2410 1200 00 000000	JH PRIN SUB SECRETARY	200.00	0.00	0.00	200.00	0.00	0.00	0.00
10E303 2410 1200 00 000000	HS PRINCIPAL SEC SUB SALARY	200.00	0.00	0.00	200.00	0.00	0.00	0.00
10E108 2410 1300 00 000000	LINCOLN PRINCIPAL EXTRA SAL	3,800.00	316.66	1,266.64	2,533.36	0.00	3,799.92	33.33
10E204 2410 2100 00 000000	JH PRINCIPAL FED TRS	0.00	0.00	0.00	0.00	0.00	0.00	0.00
10E303 2410 2100 00 000000	HS FED TRS	0.00	0.00	-545.92	545.92	0.00	0.00	0.00
10E105 2410 2110 00 000000	ADAMS PRINCIPAL TRS	9,900.00	822.68	2,468.04	7,431.96	0.00	10,333.18	24.93
10E107 2410 2110 00 000000	JEFFERSON PRINCIPAL TRS	8,900.00	741.62	1,483.24	7,416.76	0.00	7,937.04	16.67
10E108 2410 2110 00 000000	LINCOLN PRINCIPAL TRS	19,911.00	1,690.54	3,381.08	16,529.92	0.00	19,613.28	16.98
10E109 2410 2110 00 000000	LONGFELLOW PRINCIPAL TRS	8,310.00	692.30	1,384.60	6,925.40	0.00	8,972.17	16.66

Account Number	Account Level Description Account Number	2023-24 Original Budget	October 2023-24 Monthly Activity	2023-24 FYTD Activity	2023-24 Available Funds	Encumbered Amount	2022-23 FY Activity	2023-24 FYTD %
10	EDUCATIONAL FUND							
10E110 2410 2110 00 000000	WASHINGTON PRINCIPAL TRS	16,840.00	1,402.92	2,805.84	14,034.16	0.00	16,318.59	16.66
10E204 2410 2110 00 000000	JH PRINCIPAL TRS	26,400.00	2,198.02	6,250.08	20,149.92	0.00	27,275.74	23.67
10E303 2410 2110 00 000000	HS PRIN TRS 9%	47,200.00	3,663.42	13,663.45	33,536.55	0.00	52,527.31	28.95
10E105 2410 2120 00 000000	ADAMS PRINCIPAL IMRF	2,650.00	207.68	831.29	1,818.71	0.00	2,385.52	31.37
10E107 2410 2120 00 000000	JEFFERSON PRINCIPAL IMRF	2,100.00	162.50	640.78	1,459.22	0.00	1,831.64	30.51
10E108 2410 2120 00 000000	LINCOLN PRINCIPAL IMRF	2,000.00	155.12	610.04	1,389.96	0.00	1,591.44	30.50
10E109 2410 2120 00 000000	LONGFELLOW PRINCIPAL IMRF	2,000.00	227.35	693.54	1,306.46	0.00	1,681.69	34.68
10E110 2410 2120 00 000000	WASHINGTON PRINCIPAL IMRF	2,250.00	172.84	680.32	1,569.68	0.00	2,000.34	30.24
10E204 2410 2120 00 000000	JH PRINCIPAL IMRF	3,750.00	291.96	1,180.76	2,569.24	0.00	3,313.26	31.49
10E303 2410 2120 00 000000	HS PRINCIPAL IMRF	3,850.00	307.47	1,219.61	2,630.39	0.00	3,409.48	31.68
10E105 2410 2170 00 000000	ADAMS PRINCIPAL TRS .58	637.00	53.08	159.24	477.76	0.00	666.63	25.00
10E107 2410 2170 00 000000	JEFFERSON PRINCIPAL TRS .58	575.00	47.84	95.68	479.32	0.00	511.94	16.64
10E108 2410 2170 00 000000	LINCOLN PRINCIPAL TRS .58	1,285.00	109.06	218.12	1,066.88	0.00	1,265.27	16.97
10E109 2410 2170 00 000000	LONGFELLOW PRINCIPAL TRS .5	536.00	44.66	89.32	446.68	0.00	578.86	16.66
10E110 2410 2170 00 000000	WASHINGTON PRINCIPAL TRS .5	1,085.00	90.50	181.00	904.00	0.00	1,052.84	16.68
10E204 2410 2170 00 000000	JH PRINCIPAL TRS .58%	1,700.00	141.80	403.20	1,296.80	0.00	1,733.66	23.72
10E303 2410 2170 00 000000	HS PRINCIPAL TRS .58	3,050.00	236.35	881.44	2,168.56	0.00	3,315.98	28.90
10E105 2410 2220 00 000000	ADAMS PRINCIPAL HEALTH INS	53,100.00	4,423.48	17,483.30	35,616.70	0.00	50,171.30	32.93
10E107 2410 2220 00 000000	JEFFERSON PRINCIPAL HEALTH	0.00	0.00	0.00	0.00	0.00	0.00	0.00
10E108 2410 2220 00 000000	LINCOLN PRINCIPAL HEALTH IN	47,850.00	3,985.92	15,753.88	32,096.12	0.00	33,043.49	32.92
10E109 2410 2220 00 000000	LONGFELLOW PRINCIPAL HEALTH	0.00	803.58	2,410.74	-2,410.74	0.00	13,361.32	0.00
10E110 2410 2220 00 000000	WASHINGTON PRINCIPAL HEALTH	18,000.00	1,405.40	5,554.68	12,445.32	0.00	17,665.56	30.86
10E204 2410 2220 00 000000	JH PRINCIPAL HEALTH INSURAN	40,500.00	2,924.84	11,560.08	28,939.92	0.00	34,347.42	28.54
10E303 2410 2220 00 000000	HS PRINCIPAL HEALTH INS	83,000.00	5,942.92	21,552.52	61,447.48	0.00	61,060.42	25.97
10E105 2410 2250 00 000000	ADAMS PRINCIPAL TRS HEALTH	1,725.00	143.52	430.56	1,294.44	0.00	1,802.58	24.96
10E107 2410 2250 00 000000	JEFFERSON PRINCIPAL TRS HEA	1,555.00	129.38	258.76	1,296.24	0.00	1,384.57	16.64
10E108 2410 2250 00 000000	LINCOLN PRINCIPAL TRS HEALT	3,475.00	294.90	589.80	2,885.20	0.00	3,421.64	16.97
10E109 2410 2250 00 000000	LONGFELLOW PRINCIPAL TRS HE	1,450.00	120.78	241.56	1,208.44	0.00	1,565.26	16.66
10E110 2410 2250 00 000000	WASHINGTON PRINCIPAL TRS HE	2,940.00	244.74	489.48	2,450.52	0.00	2,846.85	16.65
10E204 2410 2250 00 000000	JH PRINCIPAL TRS HEALTH INS	4,650.00	383.44	1,090.32	3,559.68	0.00	4,758.03	23.45
10E303 2410 2250 00 000000	HS PRIN TRS HEALTH INS	8,300.00	639.07	2,383.52	5,916.48	0.00	9,163.24	28.72
10E105 2410 3320 00 000000	ADAMS PRINCIPAL TRAVEL	1,000.00	0.00	0.00	1,000.00	0.00	2,274.16	0.00
10E107 2410 3320 00 000000	JEFFERSON PRINCIPAL TRAVEL	700.00	0.00	0.00	242.30	0.00	93.10	0.00
10E108 2410 3320 00 000000	LINCOLN PRINCIPAL TRAVEL	1,000.00	0.00	0.00	1,000.00	0.00	874.70	0.00
10E109 2410 3320 00 000000	LONGFELLOW PRINCIPAL TRAVEL	1,100.00	409.00	409.00	-240.30	705.70	1,002.12	37.18
10E110 2410 3320 00 000000	WASHINGTON PRINCIPAL TRAVEL	1,500.00	491.00	491.00	16.50	787.70	1,337.12	32.73
10E204 2410 3320 00 000000	JH PRINCIPAL TRAVEL	1,500.00	0.00	0.00	1,500.00	0.00	559.00	0.00
10E303 2410 3320 00 000000	HS PRINCIPAL TRAVEL	3,000.00	0.00	0.00	3,000.00	0.00	647.00	0.00

Account Number	Account Level Description Account Number	2023-24 Original Budget	October 2023-24 Monthly Activity	2023-24 FYTD Activity	2023-24 Available Funds	Encumbered Amount	2022-23 FY Activity	2023-24 FYTD %
10	EDUCATIONAL FUND							
10E105 2410 4100 00 000000	ADAMS PRINCIPAL SUPPLIES	500.00	0.00	0.00	500.00	0.00	55.00	0.00
10E107 2410 4100 00 000000	JEFFERSON PRINCIPAL SUPPLIE	250.00	60.84	60.84	189.16	0.00	75.28	24.34
10E108 2410 4100 00 000000	LINCOLN PRINCIPAL SUPPLIES	1,000.00	0.00	0.00	1,000.00	0.00	562.32	0.00
10E109 2410 4100 00 000000	LONGFELLOW PRINCIPAL SUPPLI	250.00	0.00	0.00	250.00	0.00	0.00	0.00
10E110 2410 4100 00 000000	WASHINGTON PRINCIPAL SUPPLI	250.00	0.00	0.00	250.00	0.00	0.00	0.00
10E204 2410 4100 00 000000	JH PRINCIPAL SUPPLIES	600.00	0.00	0.00	600.00	0.00	0.00	0.00
10E303 2410 4100 00 000000	HS PRINCIPAL SUPPLIES	1,000.00	53.90	357.15	527.63	115.22	884.02	35.72
10E105 2410 6400 00 000000	ADAMS PRINCIPAL DUES/FEES	700.00	0.00	0.00	301.00	399.00	409.89	0.00
10E107 2410 6400 00 000000	JEFFERSON PRINCIPAL DUES/FE	800.00	0.00	382.43	8.57	409.00	800.00	47.80
10E108 2410 6400 00 000000	LINCOLN PRINCIPAL DUES/FEES	1,400.00	404.69	404.69	237.31	758.00	1,334.02	28.91
10E109 2410 6400 00 000000	LONGFELLOW PRINCIPAL DUES/F	800.00	0.00	357.00	443.00	0.00	710.20	44.63
10E110 2410 6400 00 000000	WASHINGTON PRINCIPAL DUES/F	1,100.00	329.00	329.00	771.00	0.00	1,029.20	29.91
10E204 2410 6400 00 000000	JH PRINCIPAL DUES/FEES	1,200.00	0.00	1,092.31	107.69	0.00	948.00	91.03
10E303 2410 6400 00 000000	HS PRINCIPAL DUES/FEES	2,300.00	0.00	1,393.51	906.49	0.00	1,687.50	60.59
10E000 2510 1150 00 000000	BUS MAN: SALARY, SEC	97,780.00	7,898.30	33,093.20	64,686.80	0.00	90,220.20	33.84
10E000 2510 2120 00 000000	BUS MAN: IMRF	4,890.00	372.16	1,559.32	3,330.68	0.00	4,247.28	31.89
10E000 2510 2220 00 000000	BUS MAN: HEALTH INSUR	16,859.00	1,405.40	5,554.68	11,304.32	0.00	15,919.68	32.95
10E000 2510 3320 00 000000	BUS MAN: TRAVEL	3,500.00	670.00	670.00	2,080.28	749.72	2,252.65	19.14
10E000 2510 3400 00 000000	BUS MAN: COM/POST	7,000.00	0.00	2,230.75	4,769.25	0.00	6,923.39	31.87
10E000 2510 3500 00 000000	BUS MAN: ADVERTISING	3,000.00	182.40	302.40	2,547.60	150.00	2,867.57	10.08
10E000 2510 3600 00 000000	BUS MAN: COPYING/DUPLIC.	2,400.00	400.00	1,000.00	1,400.00	0.00	2,400.00	41.67
10E000 2510 3900 00 000000	BUS MAN: OTHER	0.00	0.00	0.00	0.00	0.00	0.00	0.00
10E000 2510 4100 00 000000	BUS MAN: SUPPLIES	1,071.00	0.00	339.86	-81.31	503.48	5,488.56	31.73
10E000 2510 5400 00 000000	BUS MAN: CAPITAL OUTLAY	0.00	0.00	0.00	0.00	0.00	0.00	0.00
10E000 2510 6400 00 000000	BUS MAN: DUES/FEES	600.00	0.00	0.00	600.00	0.00	255.00	0.00
10E000 2520 1110 00 000000	Fiscal Serv: Salary	88,140.00	7,245.00	29,730.00	58,410.00	0.00	84,000.15	33.73
10E000 2520 2110 00 000000	FISCAL: TRS 9%	0.00	0.00	0.00	0.00	0.00	0.00	0.00
10E000 2520 2120 00 000000	FISCAL: IMRF	4,407.00	341.40	1,400.94	3,006.06	0.00	3,957.96	31.79
10E000 2520 2170 00 000000	FISCAL: TRS .58%	0.00	0.00	0.00	0.00	0.00	0.00	0.00
10E000 2520 2220 00 000000	FISCAL: HEALTH INSURANCE	16,040.00	1,336.64	5,282.92	10,757.08	0.00	15,160.26	32.94
10E000 2520 2250 00 000000	FISCAL: TRS HEALTH	0.00	0.00	0.00	0.00	0.00	0.00	0.00
10E000 2520 3170 00 000000	AUDIT	24,000.00	0.00	16,687.50	7,312.50	0.00	21,275.00	69.53
10E000 2520 3190 00 000000	STATE AID RECALCULATION SER	0.00	0.00	0.00	0.00	0.00	125.00	0.00
10E000 2520 3190 00 000002	Skyward Acct. Software	34,100.00	0.00	26,685.38	-9,890.14	8,965.00	34,625.14	78.26
10E000 2520 3190 00 000004	Public School Works Fee	9,000.00	0.00	0.00	9,000.00	0.00	9,458.00	0.00
10E000 2520 3190 00 000005	BOND DISCLOSURE SERVICE	2,500.00	0.00	0.00	2,500.00	0.00	2,500.00	0.00
10E000 2520 3320 00 000000	FISCAL: TRAVEL	3,000.00	323.20	323.20	2,676.80	0.00	2,367.74	10.77
10E000 2520 4100 00 000000	FISCAL: SUPPLIES	7,000.00	1,012.94	3,537.30	2,580.92	881.78	6,095.53	50.53

Account Number	Account Level Description Account Number	2023-24 Original Budget	October 2023-24 Monthly Activity	2023-24 FYTD Activity	2023-24 Available Funds	Encumbered Amount	2022-23 FY Activity	2023-24 FYTD %
10	EDUCATIONAL FUND							
10E000 2520 5400 00 000000	Fiscal Capital Outlay	0.00	0.00	2,878.00	-2,878.00	0.00	0.00	0.00
10E000 2520 6400 00 000000	FISCAL: DUES/FEES	3,500.00	6,420.36	7,234.36	-3,954.36	220.00	1,314.00	206.70
10E965 2540 3190 30 000000	ESSER 3 Purchase Service	0.00	0.00	0.00	0.00	0.00	0.00	0.00
10E940 2540 4100 30 000000	Esser Grant General Supplie	0.00	0.00	0.00	0.00	0.00	0.00	0.00
10E965 2540 4100 30 000000	Esser III Supplies	6,849.00	0.00	267.86	6,581.14	0.00	0.00	3.91
10E940 2540 5400 30 000000	Esser Grant Capital Outlay	0.00	0.00	0.00	0.00	0.00	0.00	0.00
10E965 2540 5400 30 000000	Esser III Capital Outlay	14,756.00	0.00	0.00	14,756.00	0.00	0.00	0.00
10E000 2542 3190 00 000000	CRIMINAL BACKGROUND CHECKS	10,000.00	1,595.00	1,650.00	8,350.00	0.00	4,603.25	16.50
10E000 2545 3230 10 000000	DR ED: MAINT	600.00	0.00	360.00	240.00	0.00	330.00	60.00
10E000 2545 4100 10 000000	DR ED: SUPPLIES	4,000.00	140.77	908.07	3,091.93	0.00	2,148.85	22.70
10E000 2545 5400 10 000000	DR ED: CAP OUT	30,000.00	0.00	0.00	30,000.00	0.00	0.00	0.00
10E000 2560 1110 84 000000	FOOD SERV: SALARY, SUP	70,000.00	5,833.34	24,402.72	45,597.28	0.00	66,769.00	34.86
10E000 2560 1150 84 000000	FOOD SERV: SALARY, SEC	17,500.00	1,458.34	6,528.68	10,971.32	0.00	25,715.58	37.31
10E105 2560 1190 84 000000	ADAMS FOOD SERV COOKS SALAR	90,000.00	9,907.95	25,150.97	64,849.03	0.00	92,907.00	27.95
10E107 2560 1190 84 000000	JEFFERSON FOOD SERV COOKS S	65,000.00	8,228.83	20,278.06	44,721.94	0.00	66,185.39	31.20
10E108 2560 1190 84 000000	LINCOLN FOOD SERV COOKS SAL	152,000.00	14,096.80	32,709.54	119,290.46	0.00	145,994.51	21.52
10E109 2560 1190 84 000000	LONGFELLOW FOOD SERV COOKS	95,000.00	10,095.55	24,779.06	70,220.94	0.00	77,114.57	26.08
10E110 2560 1190 84 000000	WASHINGTON FOOD SERV COOKS	110,000.00	11,218.33	29,019.37	80,980.63	0.00	107,916.53	26.38
10E204 2560 1190 84 000000	JH COOK SALARY	165,000.00	16,893.66	41,008.62	123,991.38	0.00	141,092.34	24.85
10E303 2560 1190 84 000000	HS FOOD SERV COOKS SALARY	170,000.00	18,072.37	44,390.01	125,609.99	0.00	149,952.98	26.11
10E000 2560 1200 84 000000	FOOD SERV: SALARY, SUBS	3,000.00	0.00	0.00	3,000.00	0.00	0.00	0.00
10E105 2560 1200 84 000000	ADAMS FOOD SERV SUB SALARY	2,000.00	0.00	0.00	2,000.00	0.00	1,139.25	0.00
10E107 2560 1200 84 000000	JEFFERSON FOOD SERV SUB SAL	2,000.00	0.00	0.00	2,000.00	0.00	6,970.00	0.00
10E108 2560 1200 84 000000	LINCOLN FOOD SERV SUB SALAR	10,000.00	1,040.00	1,079.00	8,921.00	0.00	2,392.00	10.79
10E109 2560 1200 84 000000	LONGFELLOW FOOD SERV SUB SA	10,000.00	0.00	312.00	9,688.00	0.00	15,291.50	3.12
10E110 2560 1200 84 000000	WASHINGTON FOOD SERV SUB SA	12,000.00	0.00	52.00	11,948.00	0.00	4,787.25	0.43
10E204 2560 1200 84 000000	JH SUB COOK SALARY	12,000.00	1,820.00	5,190.25	6,809.75	0.00	23,206.95	43.25
10E303 2560 1200 84 000000	HS FOOD SERV SUB COOK SALAR	15,000.00	0.00	2,808.00	12,192.00	0.00	6,043.50	18.72
10E105 2560 1300 84 000000	ADAMS FOOD SERV HOURLY SALA	1,000.00	0.00	0.00	1,000.00	0.00	19.00	0.00
10E107 2560 1300 84 000000	JEFFERSON FOOD SERV HOURLY	1,000.00	0.00	0.00	1,000.00	0.00	0.00	0.00
10E108 2560 1300 84 000000	LINCOLN FOOD SERV HOURLY SA	1,000.00	0.00	0.00	1,000.00	0.00	528.30	0.00
10E109 2560 1300 84 000000	LONGFELLOW FOOD SERV HOURL	1,000.00	0.00	0.00	1,000.00	0.00	166.95	0.00
10E110 2560 1300 84 000000	WASHINGTON FOOD SERV HOURLY	1,000.00	0.00	0.00	1,000.00	0.00	909.38	0.00
10E204 2560 1300 84 000000	JH FOOD SERVICE HOURLY	1,000.00	0.00	50.13	949.87	0.00	214.35	5.01
10E303 2560 1300 84 000000	HS FOOD SERV HOURLY SALARY	1,000.00	0.00	11.82	988.18	0.00	94.68	1.18
10E960 2560 1300 30 000000	ESSER II FOOD SERVICE SALAR	3,510.00	0.00	3,510.00	0.00	0.00	46,245.00	100.00
10E965 2560 1300 30 000000	ESSER III Food Service	55,000.00	0.00	0.00	55,000.00	0.00	0.00	0.00
10E105 2560 1310 84 000000	ADAMS FOOD SERV OVERTIME SA	500.00	92.31	141.98	358.02	0.00	300.03	28.40

Account Number	Account Level Description Account Number	2023-24 Original Budget	October 2023-24 Monthly Activity	2023-24 FYTD Activity	2023-24 Available Funds	Encumbered Amount	2022-23 FY Activity	2023-24 FYTD %
10	EDUCATIONAL FUND							
10E107 2560 1310 84 000000	JEFFERSON FOOD SERV OVERTIM	500.00	0.00	0.00	500.00	0.00	544.74	0.00
10E108 2560 1310 84 000000	LINCOLN FOOD SERV OVERTIME	1,500.00	0.00	0.00	1,500.00	0.00	1,580.32	0.00
10E109 2560 1310 84 000000	LONGFELLOW FOOD SERV OVERT	1,000.00	0.00	0.00	1,000.00	0.00	942.96	0.00
10E110 2560 1310 84 000000	WASHINGTON FOOD SERV OVERTI	500.00	0.00	0.00	500.00	0.00	119.49	0.00
10E204 2560 1310 84 000000	JH FOOD SERVICE OVERTIME	4,000.00	201.17	539.73	3,460.27	0.00	4,077.85	13.49
10E303 2560 1310 84 000000	HS FOOD SERV OVERTIME SALAR	5,000.00	184.46	508.73	4,491.27	0.00	5,865.58	10.17
10E000 2560 2120 84 000000	FOOD SERV: IMRF	5,000.00	343.58	1,457.47	3,542.53	0.00	4,357.79	29.15
10E105 2560 2120 84 000000	ADAMS FOOD SERV IMRF	4,525.00	471.21	1,191.80	3,333.20	0.00	4,392.79	26.34
10E107 2560 2120 84 000000	JEFFERSON FOOD SERV IMRF	3,275.00	387.75	955.51	2,319.49	0.00	3,144.33	29.18
10E108 2560 2120 84 000000	LINCOLN FOOD SERV IMRF	7,675.00	664.24	1,541.26	6,133.74	0.00	6,978.52	20.08
10E109 2560 2120 84 000000	LONGFELLOW FOOD SERV IMRF	4,800.00	475.70	1,167.59	3,632.41	0.00	3,685.91	24.32
10E110 2560 2120 84 000000	WASHINGTON FOOD SERV IMRF	5,765.00	528.62	1,367.41	4,397.59	0.00	5,133.52	23.72
10E204 2560 2120 84 000000	JH FOOD SERVICE IMRF	8,450.00	805.52	1,960.13	6,489.87	0.00	7,001.99	23.20
10E303 2560 2120 84 000000	HS FOOD SERV IMRF	8,750.00	860.27	2,116.18	6,633.82	0.00	7,346.57	24.18
10E960 2560 2120 30 000000	ESSER 2 IMRF	165.00	0.00	165.41	-0.41	0.00	2,179.11	100.25
10E965 2560 2120 30 000000	ESSER III Food IMRF	2,750.00	0.00	0.00	2,750.00	0.00	0.00	0.00
10E105 2560 2220 84 000000	ADAMS FOOD SERV HEALTH INS	32,000.00	3,240.72	6,481.44	25,518.56	0.00	29,881.94	20.25
10E107 2560 2220 84 000000	JEFFERSON FOOD SERV HEALTH	9,200.00	0.00	0.00	9,200.00	0.00	0.00	0.00
10E108 2560 2220 84 000000	LINCOLN FOOD SERV HEALTH IN	25,000.00	0.00	0.00	25,000.00	0.00	16,911.72	0.00
10E109 2560 2220 84 000000	LONGFELLOW FOOD SERV HEALT	21,000.00	1,012.96	2,025.92	18,974.08	0.00	10,063.81	9.65
10E110 2560 2220 84 000000	WASHINGTON FOOD SERV HEALTH	15,000.00	0.00	0.00	15,000.00	0.00	0.00	0.00
10E204 2560 2220 84 000000	JH FOOD SERVICE HEALTH	30,000.00	1,012.96	2,025.92	27,974.08	0.00	9,340.20	6.75
10E303 2560 2220 84 000000	HS FOOD SERV HEALTH INSURAN	47,000.00	5,468.46	10,936.92	36,063.08	0.00	42,674.71	23.27
10E000 2560 3190 84 000000	FOOD SERV: OTHER PURCHASED	10,000.00	0.00	0.00	10,000.00	0.00	4,711.06	0.00
10E000 2560 3190 84 000001	FOOD SERV: POS SYSTEM	0.00	0.00	0.00	0.00	0.00	0.00	0.00
10E105 2560 3190 84 000000	ADAMS FOOD SERV OTHER PURCH	100.00	0.00	0.00	100.00	0.00	0.00	0.00
10E107 2560 3190 84 000000	JEFFERSON FOOD SERV OTHER P	100.00	-432.85	0.00	100.00	0.00	0.00	0.00
10E108 2560 3190 84 000000	LINCOLN FOOD SERV OTHER PUR	100.00	0.00	0.00	100.00	0.00	0.00	0.00
10E109 2560 3190 84 000000	LONGFELLOW FOOD SERV OTHER	4,200.00	516.56	1,033.12	3,166.88	0.00	4,185.32	24.60
10E110 2560 3190 84 000000	WASHINGTON FOOD SERV OTHER	8,000.00	786.56	1,775.64	6,224.36	0.00	7,711.23	22.20
10E204 2560 3190 84 000000	JH FOOD SERV OTHER PURCHASE	100.00	0.00	0.00	100.00	0.00	0.00	0.00
10E303 2560 3190 84 000000	HS FOOD SERV PURCHASED SERV	100.00	0.00	0.00	100.00	0.00	0.00	0.00
10E000 2560 3230 84 000000	FOOD SERV: MAINT - REPR	3,000.00	1,187.24	1,187.24	1,812.76	0.00	2,458.96	39.57
10E105 2560 3230 84 000000	ADAMS FOOD SERV MAINT/REPAI	4,100.00	0.00	450.00	3,389.96	0.00	2,021.55	10.98
10E107 2560 3230 84 000000	JEFFERSON FOOD SERV MAINT/R	2,000.00	642.15	1,460.52	539.48	0.00	1,755.53	73.03
10E108 2560 3230 84 000000	LINCOLN FOOD SERV MAINT/REP	3,000.00	352.00	827.00	1,900.50	0.00	130.00	27.57
10E109 2560 3230 84 000000	LONGFELLOW FOOD SERV MAINT/	4,000.00	0.00	1,242.71	2,757.29	0.00	3,124.25	31.07
10E110 2560 3230 84 000000	WASHINGTON FOOD SERV MAINT/	3,000.00	0.00	2,224.78	775.22	0.00	1,544.86	74.16

Account Number	Account Level Description Account Number	2023-24 Original Budget	October 2023-24 Monthly Activity	2023-24 FYTD Activity	2023-24 Available Funds	Encumbered Amount	2022-23 FY Activity	2023-24 FYTD %
10	EDUCATIONAL FUND							
10E204 2560 3230 84 000000	JH FOOD SERV MAINTENANCE/RE	5,000.00	0.00	1,179.07	3,820.93	0.00	7,287.57	23.58
10E303 2560 3230 84 000000	HS FOOD SERV MAINT/REPAIR	10,000.00	135.00	135.00	6,696.66	1,030.37	5,337.97	1.35
10E000 2560 3320 84 000000	FOOD SERV: TRAVEL SUP/HD	900.00	0.00	897.24	2.76	0.00	138.60	99.69
10E105 2560 3320 84 000000	ADAMS FOOD SERV TRAVEL	600.00	0.00	226.80	373.20	0.00	253.20	37.80
10E107 2560 3320 84 000000	JEFFERSON FOOD SERV TRAVEL	100.00	0.00	0.00	100.00	0.00	0.00	0.00
10E108 2560 3320 84 000000	LINCOLN FOOD SERV TRAVEL	100.00	0.00	0.00	100.00	0.00	5,547.75	0.00
10E109 2560 3320 84 000000	LONGFELLOW FOOD SERV TRAVEL	100.00	0.00	0.00	100.00	0.00	0.00	0.00
10E110 2560 3320 84 000000	WASHINGTON FOOD SERV TRAVEL	300.00	0.00	0.00	300.00	0.00	0.00	0.00
10E204 2560 3320 84 000000	JH FOOD SERV TRAVEL	0.00	0.00	0.00	0.00	0.00	0.00	0.00
10E303 2560 3320 84 000000	HS FOOD SERV TRAVEL	100.00	0.00	0.00	100.00	0.00	0.00	0.00
10E000 2560 4100 84 000000	FOOD SERV: SUPPLIES	60,000.00	93.66	7,543.48	51,932.38	71.44	45,731.23	12.57
10E000 2560 4100 84 000001	FARM TO CHILD GRANT SUPPLIE	0.00	0.00	0.00	0.00	0.00	0.00	0.00
10E000 2560 4100 84 429900	Supply Chain Assist Supplie	28,150.00	3,070.99	28,150.00	0.00	0.00	167,418.60	100.00
10E105 2560 4100 84 000000	ADAMS FOOD SERV SUPPLIES	75,000.00	9,736.97	15,841.17	55,559.20	0.00	62,662.15	21.12
10E107 2560 4100 84 000000	JEFFERSON FOOD SERV SUPPLIE	95,000.00	12,232.74	21,034.99	66,692.49	0.00	84,413.25	22.14
10E108 2560 4100 84 000000	LINCOLN FOOD SERV SUPPLIES	150,000.00	25,246.60	50,228.64	92,325.57	0.00	132,752.70	33.49
10E109 2560 4100 84 000000	LONGFELLOW FOOD SERV SUPPLI	80,000.00	16,344.25	22,960.97	49,957.33	0.00	68,424.41	28.70
10E110 2560 4100 84 000000	WASHINGTON FOOD SERV SUPPLI	165,000.00	19,441.70	31,414.22	125,080.21	0.00	101,944.91	19.04
10E204 2560 4100 84 000000	JH FOOD SERVICE SUPPLIES	180,000.00	25,928.95	55,565.31	111,328.40	0.00	169,122.83	30.87
10E303 2560 4100 84 000000	HS FOOD SERV SUPPLIES	200,000.00	30,910.72	55,421.22	130,708.63	0.00	165,810.95	27.71
10E000 2560 5400 84 000000	Food Service Equipment	1,500.00	0.00	0.00	1,500.00	0.00	0.00	0.00
10E105 2560 5400 84 000000	ADAMS FOOD SERV EQUIPMENT	1,000.00	0.00	0.00	1,000.00	0.00	0.00	0.00
10E107 2560 5400 84 000000	JEFFERSON FOOD SERV EQUIPME	4,000.00	0.00	0.00	4,000.00	0.00	0.00	0.00
10E108 2560 5400 84 000000	LINCOLN FOOD SERV EQUIPMENT	4,000.00	0.00	0.00	4,000.00	0.00	0.00	0.00
10E109 2560 5400 84 000000	LONGFELLOW FOOD SERV EQUIPM	1,000.00	0.00	0.00	1,000.00	0.00	0.00	0.00
10E110 2560 5400 84 000000	WASHINGTON FOOD SERV EQUIPM	4,000.00	0.00	0.00	4,000.00	0.00	0.00	0.00
10E204 2560 5400 84 000000	JH FOOD SERV CAPITAL OUTLAY	5,000.00	0.00	0.00	5,000.00	0.00	0.00	0.00
10E303 2560 5400 84 000000	HS FOOD SERV CAPITAL OUTLAY	35,000.00	0.00	0.00	35,000.00	0.00	0.00	0.00
10E000 2560 6400 84 000000	FOOD SERV: DUES/FEES	2,000.00	0.00	0.00	2,000.00	0.00	0.00	0.00
10E105 2560 6400 84 000000	ADAMS FOOD SERV DUES/FEES	0.00	0.00	0.00	0.00	0.00	0.00	0.00
10E107 2560 6400 84 000000	JEFFERSON FOOD SERV DUES/FE	0.00	0.00	0.00	0.00	0.00	0.00	0.00
10E108 2560 6400 84 000000	LINCOLN FOOD SERV DUES/FEES	0.00	0.00	0.00	0.00	0.00	0.00	0.00
10E109 2560 6400 84 000000	LONGFELLOW FOOD SERV DUES/F	0.00	0.00	0.00	0.00	0.00	0.00	0.00
10E110 2560 6400 84 000000	WASHINGTON FOOD SERV DUES/F	0.00	0.00	0.00	0.00	0.00	0.00	0.00
10E204 2560 6400 84 000000	JH FOOD SERV DUES/FEES	0.00	0.00	0.00	0.00	0.00	0.00	0.00
10E303 2560 6400 84 000000	HS FOOD SERV DUES/FEES	0.00	0.00	0.00	0.00	0.00	0.00	0.00
10E000 2900 1120 00 000000	LOCAL HOMELESS SALARY	0.00	0.00	0.00	0.00	0.00	2,695.80	0.00
10E902 2900 1120 30 000000	Homeless Title I	0.00	0.00	0.00	0.00	0.00	0.00	0.00

Account Number	Account Level Description Account Number	2023-24 Original Budget	October 2023-24 Monthly Activity	2023-24 FYTD Activity	2023-24 Available Funds	Encumbered Amount	2022-23 FY Activity	2023-24 FYTD %
10	EDUCATIONAL FUND							
10E902 2900 1120 30 105000	AD TITILE I HOMELESS	0.00	0.00	0.00	0.00	0.00	811.00	0.00
10E902 2900 1120 30 107000	JE TITILE I HOMELESS	0.00	0.00	0.00	0.00	0.00	811.00	0.00
10E902 2900 1120 30 108000	LI TITILE I HOMELESS	0.00	0.00	0.00	0.00	0.00	811.00	0.00
10E902 2900 1120 30 109000	LO TITILE I HOMELESS	0.00	0.00	0.00	0.00	0.00	811.00	0.00
10E902 2900 1120 30 110000	WA TITILE I HOMELESS	0.00	0.00	0.00	0.00	0.00	811.08	0.00
10E930 2900 1200 30 105000	AD TITLE I HOMELESS	0.00	0.00	0.00	0.00	0.00	0.00	0.00
10E930 2900 1200 30 107000	JE TITLE I HOMELESS	0.00	0.00	0.00	0.00	0.00	0.00	0.00
10E930 2900 1200 30 108000	LI TITLE I HOMELESS	0.00	0.00	0.00	0.00	0.00	0.00	0.00
10E930 2900 1200 30 109000	LO TITLE I HOMELESS	0.00	0.00	0.00	0.00	0.00	0.00	0.00
10E930 2900 1200 30 110000	WA TITLE I HOMELESS	0.00	0.00	0.00	0.00	0.00	1,050.00	0.00
10E902 2900 2100 30 105000	AD Title I Fed TRS	0.00	0.00	0.00	0.00	0.00	0.00	0.00
10E902 2900 2100 30 107000	JE Title I Fed TRS	0.00	0.00	0.00	0.00	0.00	0.00	0.00
10E902 2900 2100 30 108000	LI Title I Fed TRS	0.00	0.00	0.00	0.00	0.00	0.00	0.00
10E902 2900 2100 30 109000	LO Title I Fed TRS	0.00	0.00	0.00	0.00	0.00	0.00	0.00
10E902 2900 2100 30 110000	WA Title I Fed TRS	0.00	0.00	0.00	0.00	0.00	0.00	0.00
10E930 2900 2100 30 105000	AD Title I Fed TRS	0.00	0.00	0.00	0.00	0.00	0.00	0.00
10E930 2900 2100 30 107000	JE Title I Fed TRS	0.00	0.00	0.00	0.00	0.00	0.00	0.00
10E930 2900 2100 30 108000	LI Title I Fed TRS	0.00	0.00	0.00	0.00	0.00	0.00	0.00
10E930 2900 2100 30 109000	LO Title I Fed TRS	0.00	0.00	0.00	0.00	0.00	0.00	0.00
10E930 2900 2100 30 110000	WA Title I Fed TRS	0.00	0.00	0.00	0.00	0.00	121.04	0.00
10E000 2900 2110 00 000000	Homeless TRS	0.00	0.00	0.00	0.00	0.00	0.00	0.00
10E902 2900 2110 30 105000	AD Title I TRS	0.00	0.00	0.00	0.00	0.00	0.00	0.00
10E902 2900 2110 30 107000	JE Title I TRS	0.00	0.00	0.00	0.00	0.00	0.00	0.00
10E902 2900 2110 30 108000	LI Title I TRS	0.00	0.00	0.00	0.00	0.00	0.00	0.00
10E902 2900 2110 30 109000	LO Title I TRS	0.00	0.00	0.00	0.00	0.00	0.00	0.00
10E902 2900 2110 30 110000	WA Title I TRS	0.00	0.00	0.00	0.00	0.00	0.00	0.00
10E930 2900 2110 30 105000	AD Title I TRS	0.00	0.00	0.00	0.00	0.00	0.00	0.00
10E930 2900 2110 30 107000	JE Title I TRS	0.00	0.00	0.00	0.00	0.00	0.00	0.00
10E930 2900 2110 30 108000	LI Title I TRS	0.00	0.00	0.00	0.00	0.00	0.00	0.00
10E930 2900 2110 30 109000	LO Title I TRS	0.00	0.00	0.00	0.00	0.00	0.00	0.00
10E930 2900 2110 30 110000	WA Title I TRS	0.00	0.00	0.00	0.00	0.00	103.84	0.00
10E902 2900 2170 30 105000	AD Title I TRS .58	0.00	0.00	0.00	0.00	0.00	0.00	0.00
10E902 2900 2170 30 107000	JE Title I TRS .58	0.00	0.00	0.00	0.00	0.00	0.00	0.00
10E902 2900 2170 30 108000	LI Title I TRS .58	0.00	0.00	0.00	0.00	0.00	0.00	0.00
10E902 2900 2170 30 109000	LO Title I TRS .58	0.00	0.00	0.00	0.00	0.00	0.00	0.00
10E902 2900 2170 30 110000	WA Title I TRS .58	0.00	0.00	0.00	0.00	0.00	0.00	0.00
10E930 2900 2170 30 105000	AD Title I TRS .58	0.00	0.00	0.00	0.00	0.00	0.00	0.00
10E930 2900 2170 30 107000	JE Title I TRS .58	0.00	0.00	0.00	0.00	0.00	0.00	0.00

Account Number	Account Level Description Account Number	2023-24 Original Budget	October 2023-24 Monthly Activity	2023-24 FYTD Activity	2023-24 Available Funds	Encumbered Amount	2022-23 FY Activity	2023-24 FYTD %
10	EDUCATIONAL FUND							
10E930 2900 2170 30 108000	LI Title I TRS .58	0.00	0.00	0.00	0.00	0.00	0.00	0.00
10E930 2900 2170 30 109000	LO Title I TRS .58	0.00	0.00	0.00	0.00	0.00	0.00	0.00
10E930 2900 2170 30 110000	WA Title I TRS .58	0.00	0.00	0.00	0.00	0.00	6.70	0.00
10E902 2900 2220 30 105000	AD Title I Health Ins	0.00	0.00	0.00	0.00	0.00	190.68	0.00
10E902 2900 2220 30 107000	JE Title I Health Ins	0.00	0.00	0.00	0.00	0.00	190.68	0.00
10E902 2900 2220 30 108000	LI Title I Health Ins	0.00	0.00	0.00	0.00	0.00	190.68	0.00
10E902 2900 2220 30 109000	LO Title I Health Ins	0.00	0.00	0.00	0.00	0.00	190.68	0.00
10E902 2900 2220 30 110000	WA Title I Health Ins	0.00	0.00	0.00	0.00	0.00	190.70	0.00
10E930 2900 2220 30 105000	AD Title I Health Ins	0.00	0.00	0.00	0.00	0.00	0.00	0.00
10E930 2900 2220 30 107000	JE Title I Health Ins	0.00	0.00	0.00	0.00	0.00	0.00	0.00
10E930 2900 2220 30 108000	LI Title I Health Ins	0.00	0.00	0.00	0.00	0.00	0.00	0.00
10E930 2900 2220 30 109000	LO Title I Health Ins	0.00	0.00	0.00	0.00	0.00	-72.33	0.00
10E930 2900 2220 30 110000	WA Title I Health Ins	0.00	0.00	0.00	0.00	0.00	72.33	0.00
10E902 2900 2250 30 105000	AD Title I TRS Health	0.00	0.00	0.00	0.00	0.00	0.00	0.00
10E902 2900 2250 30 107000	JE Title I TRS Health	0.00	0.00	0.00	0.00	0.00	0.00	0.00
10E902 2900 2250 30 108000	LI Title I TRS Health	0.00	0.00	0.00	0.00	0.00	0.00	0.00
10E902 2900 2250 30 109000	LO Title I TRS Health	0.00	0.00	0.00	0.00	0.00	0.00	0.00
10E902 2900 2250 30 110000	WA Title I TRS Health	0.00	0.00	0.00	0.00	0.00	0.00	0.00
10E930 2900 2250 30 105000	AD Title I TRS Health	0.00	0.00	0.00	0.00	0.00	0.00	0.00
10E930 2900 2250 30 107000	JE Title I TRS Health	0.00	0.00	0.00	0.00	0.00	0.00	0.00
10E930 2900 2250 30 108000	LI Title I TRS Health	0.00	0.00	0.00	0.00	0.00	0.00	0.00
10E930 2900 2250 30 109000	LO Title I TRS Health	0.00	0.00	0.00	0.00	0.00	0.00	0.00
10E930 2900 2250 30 110000	WA Title I TRS Health	0.00	0.00	0.00	0.00	0.00	18.11	0.00
10E902 2900 3190 30 000000	Title I Purchase Services	2,000.00	0.00	0.00	2,000.00	0.00	0.00	0.00
10E941 2900 3190 00 000000	ARP-MCKINNEY VENTO PURCH SE	0.00	0.00	0.00	0.00	0.00	390.00	0.00
10E902 2900 4100 30 000000	TITLE I: HOMESLESS SUPPLIE	2,000.00	0.00	0.00	2,000.00	0.00	0.00	0.00
10E902 2900 4100 30 105000	ADAMS TITLE I HOMELESS SUPP	0.00	0.00	0.00	0.00	0.00	0.00	0.00
10E902 2900 4100 30 107000	JEF TITLE I HOMELESS SUPPLI	0.00	0.00	0.00	0.00	0.00	0.00	0.00
10E902 2900 4100 30 108000	LIN TITLE I HOMELESS SUPPLI	0.00	0.00	0.00	0.00	0.00	0.00	0.00
10E902 2900 4100 30 109000	LONG TITLE I HOMELESS SUPPL	0.00	0.00	0.00	0.00	0.00	0.00	0.00
10E902 2900 4100 30 110000	WASH TITLE I HOMELESS SUPPL	0.00	0.00	0.00	0.00	0.00	0.00	0.00
10E930 2900 4100 30 000000	TITLE I: HOMELESS SUPPLIES	0.00	0.00	0.00	0.00	0.00	0.00	0.00
10E930 2900 4100 30 105000	AD TITLE HOMELESS SUPPLIES	0.00	0.00	0.00	0.00	0.00	0.00	0.00
10E930 2900 4100 30 107000	JE TITLE HOMELESS SUPPLIES	0.00	0.00	0.00	0.00	0.00	0.00	0.00
10E930 2900 4100 30 108000	LI TITLE HOMELESS SUPPLIES	0.00	0.00	0.00	0.00	0.00	0.00	0.00
10E930 2900 4100 30 109000	LO TITLE HOMELESS SUPPLIES	0.00	0.00	0.00	0.00	0.00	0.00	0.00
10E930 2900 4100 30 110000	WA TITLE HOMELESS SUPPLIES	0.00	0.00	0.00	0.00	0.00	0.00	0.00
10E902 3900 1140 30 000000	TITLE I COM SERVICE SALARY	22,600.00	0.00	0.00	22,600.00	0.00	0.00	0.00

Account Number	Account Level Description Account Number	2023-24 Original Budget	October 2023-24 Monthly Activity	2023-24 FYTD Activity	2023-24 Available Funds	Encumbered Amount	2022-23 FY Activity	2023-24 FYTD %
10	EDUCATIONAL FUND							
10E902 3900 1140 30 105000	ADAMS TITLE I COM SER SAL	0.00	315.18	630.36	-630.36	0.00	857.08	0.00
10E902 3900 1140 30 107000	JEFF TITLE I COM SER SAL	0.00	450.26	900.52	-900.52	0.00	857.08	0.00
10E902 3900 1140 30 108000	LINC TITLE I COM SER SAL	0.00	585.32	1,170.64	-1,170.64	0.00	857.08	0.00
10E902 3900 1140 30 109000	LONG TITLE I COM SER SAL	0.00	450.26	900.52	-900.52	0.00	857.08	0.00
10E902 3900 1140 30 110000	WASH TITLE I COM SER SAL	0.00	450.24	900.48	-900.48	0.00	857.12	0.00
10E930 3900 1140 30 000000	TITLE I: COM. SERV SAL	3,360.00	0.00	0.00	3,360.00	0.00	0.00	0.00
10E930 3900 1140 30 105000	AD TITLE SALARY	0.00	0.00	840.00	-840.00	0.00	3,990.00	0.00
10E930 3900 1140 30 107000	JE TITLE SALARY	0.00	0.00	840.00	-840.00	0.00	3,990.00	0.00
10E930 3900 1140 30 108000	LI TITLE SALARY	0.00	0.00	840.00	-840.00	0.00	3,990.00	0.00
10E930 3900 1140 30 109000	LO TITLE SALARY	0.00	0.00	840.00	-840.00	0.00	3,990.00	0.00
10E930 3900 1140 30 110000	WA TITLE SALARY	0.00	0.00	840.00	-840.00	0.00	3,990.00	0.00
10E902 3900 2100 30 000000	TITLE I FED TRS	3,200.00	0.00	0.00	3,200.00	0.00	0.00	0.00
10E902 3900 2100 30 105000	AD TITLE I FED TRS	0.00	36.72	73.44	-73.44	0.00	0.00	0.00
10E902 3900 2100 30 107000	JE TITLE I FED TRS	0.00	52.44	104.88	-104.88	0.00	0.00	0.00
10E902 3900 2100 30 108000	LI TITLE I FED TRS	0.00	68.18	136.36	-136.36	0.00	0.00	0.00
10E902 3900 2100 30 109000	LO TITLE I FED TRS	0.00	52.44	104.88	-104.88	0.00	0.00	0.00
10E902 3900 2100 30 110000	WA TITLE I FED TRS	0.00	52.46	104.92	-104.92	0.00	0.00	0.00
10E930 3900 2100 30 000000	TITLE I FED TRS	0.00	0.00	0.00	0.00	0.00	0.00	0.00
10E930 3900 2100 30 105000	AD TITLE I FED TRS	0.00	0.00	0.00	0.00	0.00	556.81	0.00
10E930 3900 2100 30 107000	JE TITLE I FED TRS	0.00	0.00	0.00	0.00	0.00	556.81	0.00
10E930 3900 2100 30 108000	LI TITLE I FED TRS	0.00	0.00	0.00	0.00	0.00	556.81	0.00
10E930 3900 2100 30 109000	LO TITLE I FED TRS	0.00	0.00	0.00	0.00	0.00	556.81	0.00
10E930 3900 2100 30 110000	WA TITLE I FED TRS	0.00	0.00	0.00	0.00	0.00	556.66	0.00
10E902 3900 2110 30 000000	TITLE I 9.4% TRS	2,700.00	0.00	0.00	2,700.00	0.00	0.00	0.00
10E902 3900 2110 30 105000	AD TITLE I TRS	0.00	31.18	62.36	-62.36	0.00	0.00	0.00
10E902 3900 2110 30 107000	JE TITLE I TRS	0.00	44.54	89.08	-89.08	0.00	0.00	0.00
10E902 3900 2110 30 108000	LI TITLE I TRS	0.00	57.88	115.76	-115.76	0.00	0.00	0.00
10E902 3900 2110 30 109000	LO TITLE I TRS	0.00	44.54	89.08	-89.08	0.00	0.00	0.00
10E902 3900 2110 30 110000	WA TITLE I TRS	0.00	44.52	89.04	-89.04	0.00	0.00	0.00
10E930 3900 2110 30 000000	TITLE I 9% TRS	0.00	0.00	0.00	0.00	0.00	0.00	0.00
10E930 3900 2110 30 105000	AD TITLE I TRS	0.00	0.00	0.00	0.00	0.00	477.70	0.00
10E930 3900 2110 30 107000	JE TITLE I TRS	0.00	0.00	0.00	0.00	0.00	477.70	0.00
10E930 3900 2110 30 108000	LI TITLE I TRS	0.00	0.00	0.00	0.00	0.00	477.70	0.00
10E930 3900 2110 30 109000	LO TITLE I TRS	0.00	0.00	0.00	0.00	0.00	477.70	0.00
10E930 3900 2110 30 110000	WA TITLE I TRS	0.00	0.00	0.00	0.00	0.00	477.56	0.00
10E902 3900 2170 30 000000	TITLE I: .58% TRS	200.00	0.00	0.00	200.00	0.00	0.00	0.00
10E902 3900 2170 30 105000	AD TITLE I .58% TRS	0.00	2.02	4.04	-4.04	0.00	0.00	0.00
10E902 3900 2170 30 107000	JE TITLE I .58% TRS	0.00	2.88	5.76	-5.76	0.00	0.00	0.00

Account Number	Account Level Description Account Number	2023-24 Original Budget	October 2023-24 Monthly Activity	2023-24 FYTD Activity	2023-24 Available Funds	Encumbered Amount	2022-23 FY Activity	2023-24 FYTD %
10	EDUCATIONAL FUND							
10E902 3900 2170 30 108000	LI TITLE I .58% TRS	0.00	3.74	7.48	-7.48	0.00	0.00	0.00
10E902 3900 2170 30 109000	LO TITLE I .58% TRS	0.00	2.88	5.76	-5.76	0.00	0.00	0.00
10E902 3900 2170 30 110000	WA TITLE I .58% TRS	0.00	2.84	5.68	-5.68	0.00	0.00	0.00
10E930 3900 2170 30 000000	TITLE I .58% TRS	0.00	0.00	0.00	0.00	0.00	0.00	0.00
10E930 3900 2170 30 105000	AD TITLE I: .58% TRS	0.00	0.00	0.00	0.00	0.00	30.82	0.00
10E930 3900 2170 30 107000	JE TITLE I: .58% TRS	0.00	0.00	0.00	0.00	0.00	30.82	0.00
10E930 3900 2170 30 108000	LI TITLE I: .58% TRS	0.00	0.00	0.00	0.00	0.00	30.82	0.00
10E930 3900 2170 30 109000	LO TITLE I: .58% TRS	0.00	0.00	0.00	0.00	0.00	30.82	0.00
10E930 3900 2170 30 110000	WA TITLE I: .58% TRS	0.00	0.00	0.00	0.00	0.00	30.81	0.00
10E902 3900 2220 30 000000	TITLE I HEALTH INSURANCE	0.00	0.00	0.00	0.00	0.00	0.00	0.00
10E902 3900 2220 30 105000	AD Title I Health Ins	0.00	0.00	0.00	0.00	0.00	138.14	0.00
10E902 3900 2220 30 107000	JE Title I Health Ins	0.00	0.00	0.00	0.00	0.00	138.14	0.00
10E902 3900 2220 30 108000	LI Title I Health Ins	0.00	0.00	0.00	0.00	0.00	138.14	0.00
10E902 3900 2220 30 109000	LO Title I Health Ins	0.00	0.00	0.00	0.00	0.00	138.14	0.00
10E902 3900 2220 30 110000	WA Title I Health Ins	0.00	0.00	0.00	0.00	0.00	138.04	0.00
10E930 3900 2220 30 000000	TITLE I: HEALTH INSURANCE	0.00	0.00	0.00	0.00	0.00	0.00	0.00
10E902 3900 2250 30 000000	TITLE I THIS INS	500.00	0.00	0.00	500.00	0.00	0.00	0.00
10E902 3900 2250 30 105000	AD TITLE I TRS HEALTH INS	0.00	5.44	10.88	-10.88	0.00	0.00	0.00
10E902 3900 2250 30 107000	JE TITLE I TRS HEALTH INS	0.00	7.76	15.52	-15.52	0.00	0.00	0.00
10E902 3900 2250 30 108000	LI TITLE I TRS HEALTH INS	0.00	10.10	20.20	-20.20	0.00	0.00	0.00
10E902 3900 2250 30 109000	LO TITLE I TRS HEALTH INS	0.00	7.76	15.52	-15.52	0.00	0.00	0.00
10E902 3900 2250 30 110000	WA TITLE I TRS HEALTH INS	0.00	7.78	15.56	-15.56	0.00	0.00	0.00
10E930 3900 2250 30 000000	TITLE I TRS HEALTH	0.00	0.00	0.00	0.00	0.00	0.00	0.00
10E930 3900 2250 30 105000	AD TITLE I TRS HEALTH INS	0.00	0.00	0.00	0.00	0.00	83.30	0.00
10E930 3900 2250 30 107000	JE TITLE I TRS HEALTH INS	0.00	0.00	0.00	0.00	0.00	83.30	0.00
10E930 3900 2250 30 108000	LI TITLE I TRS HEALTH INS	0.00	0.00	0.00	0.00	0.00	83.30	0.00
10E930 3900 2250 30 109000	LO TITLE I TRS HEALTH INS	0.00	0.00	0.00	0.00	0.00	83.30	0.00
10E930 3900 2250 30 110000	WA TITLE I TRS HEALTH INS	0.00	0.00	0.00	0.00	0.00	83.36	0.00
10E000 3901 1140 00 000000	AFTERCATS SALARY	8,000.00	0.00	52.00	7,948.00	0.00	7,130.25	0.65
10E105 3901 1140 00 000000	ADAMS AFTERCATS SALARY	20,000.00	941.65	2,062.47	17,937.53	0.00	5,655.67	10.31
10E107 3901 1140 00 000000	JEFFERSON AFTERCATS SALARY	20,000.00	1,061.93	2,830.28	17,169.72	0.00	12,374.64	14.15
10E108 3901 1140 00 000000	LINCOLN AFTERCATS SALARY	32,000.00	2,550.42	7,878.61	24,121.39	0.00	34,595.57	24.62
10E109 3901 1140 00 000000	LONGFELLOW AFTERCATS SALARY	22,000.00	1,814.50	4,519.10	17,480.90	0.00	15,331.86	20.54
10E110 3901 1140 00 000000	WASHINGTON AFTERCATS SALARY	33,000.00	1,950.05	5,056.19	27,943.81	0.00	15,840.95	15.32
10E204 3901 1140 00 000000	JH AFTERCATS SALARY	12,000.00	2,177.63	4,263.63	7,736.37	0.00	9,846.38	35.53
10E000 3901 2120 00 000000	AFTERCATS: IMRF	0.00	0.00	1.23	-1.23	0.00	0.00	0.00
10E105 3901 2120 00 000000	ADAMS AFTERCATS IMRF	250.00	0.00	0.00	250.00	0.00	239.70	0.00
10E107 3901 2120 00 000000	JEFFERSON AFTERCATS IMRF	450.00	42.70	103.19	346.81	0.00	334.17	22.93

Account Number	Account Level Description Account Number	2023-24 Original Budget	October 2023-24 Monthly Activity	2023-24 FYTD Activity	2023-24 Available Funds	Encumbered Amount	2022-23 FY Activity	2023-24 FYTD %
10	EDUCATIONAL FUND							
10E108 3901 2120 00 000000	LINCOLN AFTERCATS IMRF	1,000.00	56.14	207.23	792.77	0.00	858.76	20.72
10E109 3901 2120 00 000000	LONGFELLOW AFTERCATS IMRF	1,000.00	83.96	145.53	854.47	0.00	341.98	14.55
10E110 3901 2120 00 000000	WASHINGTON AFTERCATS IMRF	1,000.00	91.89	202.09	797.91	0.00	705.80	20.21
10E204 3901 2120 00 000000	JH AFTERCATS IMRF	500.00	96.18	194.48	305.52	0.00	435.02	38.90
10E204 3901 2220 00 000000	JH AFTERCATS HEALTH INSURAN	16,000.00	1,012.98	2,025.96	13,974.04	0.00	10,721.59	12.66
10E902 4100 3190 30 105000	ADAMS TITLE I PURCH SERV	0.00	0.00	0.00	0.00	0.00	0.00	0.00
10E902 4100 3190 30 107000	JEFFERSON TITLE I PURCH SER	0.00	0.00	0.00	0.00	0.00	0.00	0.00
10E902 4100 3190 30 108000	LINCOLN TITLE I PURCH SERV	0.00	0.00	0.00	0.00	0.00	0.00	0.00
10E902 4100 3190 30 109000	LONGFELLOW TITLE I PURCH SE	0.00	0.00	0.00	0.00	0.00	0.00	0.00
10E902 4100 3190 30 110000	WASHINGTON TITLE I PURCH SE	0.00	0.00	0.00	0.00	0.00	0.00	0.00
10E930 4100 3190 30 105000	AD TITLE I PURCH SERV	0.00	0.00	0.00	0.00	0.00	0.00	0.00
10E930 4100 3190 30 107000	JE TITLE I PURCH SERVICE	0.00	0.00	0.00	0.00	0.00	0.00	0.00
10E930 4100 3190 30 108000	LI TITLE I PURCH SERVICE	0.00	0.00	0.00	0.00	0.00	0.00	0.00
10E930 4100 3190 30 109000	LO TITLE I PURCH SERVICE	0.00	0.00	0.00	0.00	0.00	0.00	0.00
10E930 4100 3190 30 110000	WA TITLE I PURCH SERVICE	0.00	0.00	0.00	0.00	0.00	0.00	0.00
10E902 4110 3190 30 107000	JE TITLE I PURCHASE SERVICE	0.00	0.00	0.00	0.00	0.00	0.00	0.00
10E000 4120 3190 12 000000	WCSED: BILLING	4,290,000.00	371,565.90	1,681,824.60	2,608,175.40	0.00	3,626,756.50	39.20
10E000 4120 3190 12 000001	WCSED:ORPHANAGE	100,000.00	100,958.57	100,958.57	-958.57	0.00	98,328.00	100.96
10E000 4120 3190 12 000002	WCES IDEA FT	1,059,200.00	114,268.75	168,769.62	890,430.38	0.00	1,067,812.00	15.93
10E000 4120 3190 12 000004	WCES IDEA-PS FT	28,290.00	3,154.45	3,831.28	24,458.72	0.00	29,029.01	13.54
10E000 4120 3190 12 000005	WCES CRSE-FT	546,520.00	136,629.95	136,629.95	409,890.05	0.00	546,519.80	25.00
10E000 4120 3190 12 000006	PRIVATE FACILITY	50,000.00	0.00	14,621.25	35,378.75	0.00	54,252.22	29.24
10E000 4120 3190 12 000007	IDEA PS ARP	0.00	0.00	0.00	0.00	0.00	19,324.01	0.00
10E000 4120 3190 12 000008	IDEA FT ARP	0.00	0.00	0.00	0.00	0.00	195,730.00	0.00
10E000 4120 3190 12 000009	WCES: PRE K	51,350.00	0.00	51,346.00	4.00	0.00	0.00	99.99
10E000 4190 3190 00 000001	FOUNDATION GRANTS	10,000.00	0.00	0.00	4,368.14	5,286.06	11,810.78	0.00
10E000 4190 3190 00 000003	ROE TUITION ECHO STARQUEST	170,000.00	13,195.00	21,721.78	148,278.22	0.00	125,465.00	12.78
10E000 4190 3190 00 000004	CITY OF MARION SRO	300,000.00	0.00	72,301.40	227,698.60	0.00	246,710.01	24.10
10E940 4190 3190 30 000000	ESSER PYMTS TO GOV UNITS	0.00	0.00	0.00	0.00	0.00	0.00	0.00
10---- ---- ---- -- ------		40,627,608.00	3,498,233.42	12,375,723.65	27,507,257.73	574,575.75	37,475,849.33	30.46
20	OPERATIONS & MAINTENANCE FUND							
20E000 2533 3010 00 000000	STORM SHELTER	5,000.00	0.00	0.00	5,000.00	0.00	1,752.00	0.00
20E000 2533 3010 00 000707	3 Yr Asbestos Plan	1,000.00	0.00	0.00	1,000.00	0.00	0.00	0.00
20E000 2533 3010 00 000804	DISTRICT WIDE BLEACHER INSP	5,000.00	0.00	0.00	5,000.00	0.00	5,000.00	0.00
20E000 2533 3010 00 000805	DISTRICT WIDE ROOF INSPECTI	2,000.00	0.00	0.00	2,000.00	0.00	0.00	0.00

Account Number	Account Level Description Account Number	2023-24 Original Budget	October 2023-24 Monthly Activity	2023-24 FYTD Activity	2023-24 Available Funds	Encumbered Amount	2022-23 FY Activity	2023-24 FYTD %
20	OPERATIONS & MAINTENANCE FUND							
20E965 2533 3190 30 000000	ESSER III: HVAC PURCHASE SE	0.00	0.00	0.00	0.00	0.00	0.00	0.00
20E000 2533 5230 03 000000	BAYSINGER ARCH FEES	100,000.00	0.00	0.00	100,000.00	0.00	2,182.00	0.00
20E960 2533 5230 30 000000	ESSER II ARCH HVAC	0.00	0.00	0.00	0.00	0.00	56,235.23	0.00
20E965 2533 5230 30 000000	ESSER III ARCH	105,000.00	9,303.27	59,563.93	45,436.07	0.00	264,101.88	56.73
20E000 2535 5230 00 220910	WA & JH FIRE ALARM REPLACEM	0.00	0.00	0.00	0.00	0.00	197,818.00	0.00
20E960 2535 5230 30 000000	ESSER II HVAC	0.00	0.00	0.00	0.00	0.00	1,095,566.93	0.00
20E965 2535 5230 30 000000	ESSER III HVAC	1,600,000.00	38,763.65	1,743,831.86	-143,831.86	0.00	4,098,285.44	108.99
20E000 2542 1150 00 000000	O & M Secretary	17,500.00	1,458.32	4,374.96	13,125.04	0.00	0.00	25.00
20E000 2542 1190 00 000000	MAINT: SALARY, CUSTODIAN	440,000.00	33,604.40	134,672.40	305,327.60	0.00	417,544.64	30.61
20E105 2542 1190 00 000000	ADAMS CUSTODIAN SALARY	110,000.00	7,547.33	27,733.96	82,266.04	0.00	79,545.85	25.21
20E107 2542 1190 00 000000	JEFFERSON CUSTODIAN SALARY	108,000.00	6,769.60	26,117.60	81,882.40	0.00	73,688.00	24.18
20E108 2542 1190 00 000000	LINCOLN CUSTODIAN SALARY	105,000.00	8,754.40	35,009.00	69,991.00	0.00	97,625.75	33.34
20E109 2542 1190 00 000000	LONGFELLOW CUSTODIAN SALARY	80,000.00	6,034.40	23,207.05	56,792.95	0.00	65,582.33	29.01
20E110 2542 1190 00 000000	WASHINGTON CUSTODIAN SALARY	120,000.00	6,787.20	26,584.00	93,416.00	0.00	92,908.81	22.15
20E204 2542 1190 00 000000	JH CUSTODIAN SALARY	165,000.00	11,148.30	36,542.75	128,457.25	0.00	143,814.00	22.15
20E303 2542 1190 00 000000	HS CUSTODIAN SALARY	284,000.00	23,717.30	94,759.90	189,240.10	0.00	262,577.92	33.37
20E000 2542 1200 00 000000	Maint: salary, Subs/Extr	15,000.00	1,703.00	6,522.75	8,477.25	0.00	12,312.00	43.49
20E105 2542 1200 00 000000	ADAMS SUB/EXTRA CUSTODIAN	1,000.00	0.00	0.00	1,000.00	0.00	0.00	0.00
20E107 2542 1200 00 000000	JEFFERSON SUB/EXTRA CUSTODI	12,000.00	0.00	416.00	11,584.00	0.00	11,454.00	3.47
20E108 2542 1200 00 000000	LINCOLN SUB/EXTRA CUSTODIAN	15,000.00	0.00	5,524.55	9,475.45	0.00	9,974.25	36.83
20E109 2542 1200 00 000000	LONGFEFLLOW SUB/EXTRA CUSTO	4,000.00	0.00	0.00	4,000.00	0.00	0.00	0.00
20E110 2542 1200 00 000000	WASHINGTON SUB/EXTRA CUSTOD	15,000.00	893.10	5,833.10	9,166.90	0.00	12,924.00	38.89
20E204 2542 1200 00 000000	JH SUB/EXTRA CUSTODIAN SALA	15,000.00	3,118.80	11,057.60	3,942.40	0.00	3,687.00	73.72
20E303 2542 1200 00 000000	HS SUB/EXTRA CUSTODIAN	10,000.00	1,118.00	2,873.00	7,127.00	0.00	4,660.50	28.73
20E000 2542 1210 00 000000	UPKP BLD: TEMP WORK	40,000.00	585.00	1,586.00	38,414.00	0.00	4,914.00	3.97
20E105 2542 1210 00 000000	ADAMS CUSTODIAN TEMP WORK	20,000.00	1,586.00	7,520.50	12,479.50	0.00	18,106.50	37.60
20E107 2542 1210 00 000000	JEFFERSON CUSTODIAN TEMP WO	14,000.00	1,209.00	5,122.00	8,878.00	0.00	7,254.00	36.59
20E108 2542 1210 00 000000	LINCOLN CUSTODIAN TEMP WORK	20,000.00	1,612.00	3,783.00	16,217.00	0.00	19,727.00	18.92
20E109 2542 1210 00 000000	LONGFELLOW CUSTODIAN TEMP W	15,000.00	754.00	5,408.00	9,592.00	0.00	11,336.00	36.05
20E110 2542 1210 00 000000	WASHINGTON CUSTODIAN TEMP W	20,000.00	1,196.00	4,771.00	15,229.00	0.00	18,343.00	23.86
20E204 2542 1210 00 000000	JH CUSTODIAN TEMP SALARY	15,000.00	1,573.00	2,346.50	12,653.50	0.00	15,322.75	15.64
20E303 2542 1210 00 000000	HS CUSTODIAN TEMP SALARY	20,000.00	650.00	9,145.50	10,854.50	0.00	8,554.00	45.73
20E000 2542 1300 00 000000	Maint: Salary, Overtime	8,000.00	518.49	3,929.90	4,070.10	0.00	5,217.30	49.12
20E105 2542 1300 00 000000	ADAMS CUSTODIAN OVERTIME	2,000.00	24.66	90.42	1,909.58	0.00	637.89	4.52
20E107 2542 1300 00 000000	JEFFERSON CUSTODIAN OVERTIM	4,000.00	2,557.80	6,072.20	-2,072.20	0.00	1,883.88	151.81
20E108 2542 1300 00 000000	LINCOLN CUSTODIAN OVERTIME	2,000.00	0.00	1,416.24	583.76	0.00	1,860.18	70.81
20E109 2542 1300 00 000000	LONGFELLOW CUSTODIAN OVERTI	500.00	231.60	231.60	268.40	0.00	329.40	46.32
20E110 2542 1300 00 000000	WASHINGTON CUSTODIAN OVERTI	4,000.00	228.38	887.04	3,112.96	0.00	2,754.13	22.18

Account Number	Account Level Description Account Number	2023-24 Original Budget	October 2023-24 Monthly Activity	2023-24 FYTD Activity	2023-24 Available Funds	Encumbered Amount	2022-23 FY Activity	2023-24 FYTD %
20	OPERATIONS & MAINTENANCE FUND							
20E204 2542 1300 00 000000	JH CUSTODIAN OVERTIME	10,000.00	1,936.02	6,287.05	3,712.95	0.00	6,911.52	62.87
20E303 2542 1300 00 000000	HS CUSTODIAN OVERTIME	25,000.00	3,607.56	5,884.46	19,115.54	0.00	25,747.68	23.54
20E000 2542 2120 00 000000	MAINT: IMRF	21,000.00	1,631.22	6,567.89	14,432.11	0.00	18,810.02	31.28
20E105 2542 2120 00 000000	ADAMS CUSTODIAN IMRF	6,000.00	301.86	1,174.79	4,825.21	0.00	3,376.71	19.58
20E107 2542 2120 00 000000	JEFFERSON CUSTODIAN IMRF	6,000.00	439.52	1,516.81	4,483.19	0.00	3,977.46	25.28
20E108 2542 2120 00 000000	LINCOLN CUSTODIAN IMRF	6,000.00	412.50	1,832.73	4,167.27	0.00	4,501.62	30.55
20E109 2542 2120 00 000000	LONGFELLOW CUSTODIAN IMRF	4,000.00	295.25	1,104.41	2,895.59	0.00	3,105.76	27.61
20E110 2542 2120 00 000000	WASHINGTON CUSTODIAN IMRF	7,000.00	372.66	1,495.77	5,504.23	0.00	5,033.54	21.37
20E204 2542 2120 00 000000	JH CUSTODIAN IMRF	9,000.00	734.07	2,458.30	6,541.70	0.00	7,159.56	27.31
20E303 2542 2120 00 000000	HS CUSTODIAN IMRF	16,000.00	1,287.55	4,742.39	11,257.61	0.00	13,446.64	29.64
20E000 2542 2220 00 000000	Maint: Health Insur	67,000.00	3,985.92	15,753.88	51,246.12	0.00	62,567.50	23.51
20E105 2542 2220 00 000000	ADAMS CUSTODIAN HEALTH INS	45,000.00	3,663.76	14,480.60	30,519.40	0.00	41,554.60	32.18
20E107 2542 2220 00 000000	JEFFERSON CUSTODIAN HEALTH	40,000.00	3,076.20	12,158.34	27,841.66	0.00	34,583.03	30.40
20E108 2542 2220 00 000000	LINCOLN CUSTODIAN HEALTH IN	20,000.00	1,519.44	7,322.37	12,677.63	0.00	16,871.63	36.61
20E109 2542 2220 00 000000	LONGFELLOW CUSTODIAN HEALTH	22,000.00	1,670.80	6,603.66	15,396.34	0.00	18,950.44	30.02
20E110 2542 2220 00 000000	WASHINGTON CUSTODIAN HEALTH	20,000.00	759.72	3,002.70	16,997.30	0.00	12,180.10	15.01
20E204 2542 2220 00 000000	JH CUSTODIAN HEALTH INS	20,000.00	759.72	3,205.17	16,794.83	0.00	8,616.70	16.03
20E303 2542 2220 00 000000	HS CUSTODIAN HEALTH INSURAN	70,000.00	4,558.32	17,292.66	52,707.34	0.00	45,986.46	24.70
20E000 2542 3190 00 000000	UPKP BLD: OTHER CONTR	750,000.00	81,008.57	285,469.02	344,169.24	107,335.70	392,992.74	38.06
20E000 2542 3210 00 000000	PEST CONTROL	1,800.00	1,004.40	1,221.83	435.97	0.00	1,529.94	67.88
20E105 2542 3210 00 000000	ADAMS PEST CONTROL	1,000.00	80.00	90.10	909.90	0.00	349.50	9.01
20E107 2542 3210 00 000000	JEFFERSON PEST CONTROL	1,000.00	124.40	244.40	693.40	0.00	694.00	24.44
20E108 2542 3210 00 000000	LINCOLN PEST CONTROL	1,000.00	-1,827.33	306.60	693.40	0.00	593.00	30.66
20E109 2542 3210 00 000000	LONGFELLOW PEST CONTROL	1,000.00	126.60	278.60	658.10	0.00	706.00	27.86
20E110 2542 3210 00 000000	WASHINGTON PEST CONTROL	5,000.00	0.00	0.00	5,000.00	0.00	4,554.46	0.00
20E204 2542 3210 00 000000	JH PEST CONTROL	1,500.00	0.00	0.00	1,500.00	0.00	600.00	0.00
20E303 2542 3210 00 000000	HS PEST CONTROL	3,000.00	3,502.64	3,562.64	-661.64	0.00	1,104.00	118.75
20E000 2542 3220 00 000000	Maint: Cln Serv Mops/Rug	4,500.00	313.68	1,023.06	3,476.94	0.00	3,752.13	22.73
20E107 2542 3220 00 000000	JEFFERSON MOPS/RUGS	14,000.00	1,196.00	2,392.00	11,608.00	0.00	11,088.88	17.09
20E108 2542 3220 00 000000	LINCOLN MOPS/RUGS	17,000.00	3,502.89	6,092.41	10,907.59	0.00	15,909.79	35.84
20E109 2542 3220 00 000000	LONGFELLOW MOPS/RUGS	17,000.00	1,420.16	2,840.32	14,159.68	0.00	15,571.62	16.71
20E110 2542 3220 00 000000	WASHINGTON MOPS/RUGS	20,000.00	2,051.38	4,102.76	15,897.24	0.00	17,695.72	20.51
20E204 2542 3220 00 000000	JH MOPS/RUGS	23,000.00	2,004.18	4,008.36	18,991.64	0.00	21,141.37	17.43
20E303 2542 3220 00 000000	HS MOPS/RUGS	25,000.00	2,481.00	4,962.00	20,038.00	0.00	20,866.12	19.85
20E000 2542 3320 00 000000	MAINT: TRAVEL	1,000.00	0.00	201.96	798.04	0.00	601.03	20.20
20E000 2542 3400 00 000000	PHONE SERVICE	210,000.00	2,790.53	52,334.24	157,665.76	0.00	199,282.04	24.92
20E000 2542 3700 00 000011	UO WATER	800.00	39.92	163.30	602.45	0.00	405.25	20.41
20E000 2542 3700 00 000013	SPORTS COMPLEX WATER	4,000.00	156.20	1,319.06	2,613.96	0.00	1,460.15	32.98

Account Number	Account Level Description Account Number	2023-24 Original Budget	October 2023-24 Monthly Activity	2023-24 FYTD Activity	2023-24 Available Funds	Encumbered Amount	2022-23 FY Activity	2023-24 FYTD %
20	OPERATIONS & MAINTENANCE FUND							
20E105 2542 3700 00 000000	ADAMS WATER	20,000.00	1,650.10	6,845.06	11,422.94	1,732.00	41,300.17	34.23
20E107 2542 3700 00 000000	JEFFERSON WATER	12,000.00	1,087.92	3,480.64	7,199.22	0.00	9,670.58	29.01
20E108 2542 3700 00 000000	LINCOLN WATER	6,000.00	685.24	2,202.29	3,256.91	0.00	4,940.59	36.70
20E109 2542 3700 00 000000	LONGFELLOW WATER	6,000.00	638.81	1,160.11	4,168.46	0.00	4,253.75	19.34
20E110 2542 3700 00 000000	WASHINGTON WATER	15,000.00	1,025.09	2,131.85	12,033.31	0.00	8,066.35	14.21
20E204 2542 3700 00 000000	JH WATER	15,000.00	1,212.39	3,125.68	10,629.61	0.00	10,355.52	20.84
20E303 2542 3700 00 000000	HS WATER	15,000.00	1,050.82	3,411.44	10,349.13	0.00	13,948.59	22.74
20E000 2542 4100 00 000000	MAINTENANCE SUPPLIES	230,000.00	13,062.41	44,910.94	167,220.14	14,810.44	205,890.28	19.53
20E105 2542 4100 00 000000	ADAMS CUSTODIAL SUPPLIES	12,500.00	1,223.57	3,778.77	8,721.23	0.00	8,928.65	30.23
20E107 2542 4100 00 000000	JEFFERSON CUSTODIAL SUPPLIE	13,000.00	837.73	2,832.68	10,167.32	0.00	9,527.78	21.79
20E108 2542 4100 00 000000	LINCOLN CUSTODIAL SUPPLIES	20,000.00	1,449.76	5,038.09	14,961.91	0.00	12,123.72	25.19
20E109 2542 4100 00 000000	LONGFELLOW CUSTODIAL SUPPLI	11,000.00	555.64	2,144.91	8,693.97	0.00	8,659.69	19.50
20E110 2542 4100 00 000000	WASHINGTON CUSTODIAL SUPPLI	18,000.00	1,341.05	3,320.13	14,679.87	0.00	15,299.30	18.45
20E204 2542 4100 00 000000	JH CUSTODIAN SUPPLIES	25,000.00	1,973.47	4,022.62	20,977.38	0.00	17,439.10	16.09
20E303 2542 4100 00 000000	HS CUSTODIAN SUPPLIES	45,000.00	5,044.93	13,256.08	31,743.92	0.00	34,072.24	29.46
20E965 2542 4100 30 000000	ESSER III SUPPLIES	0.00	0.00	0.00	0.00	0.00	0.00	0.00
20E000 2542 4650 00 000011	UO GAS	3,000.00	116.49	189.75	2,810.25	0.00	1,949.34	6.33
20E107 2542 4650 00 000000	JEFFERSON GAS	16,000.00	1,269.88	2,400.12	13,599.88	0.00	9,006.38	15.00
20E108 2542 4650 00 000000	LINCOLN GAS	23,000.00	1,037.79	2,339.05	20,660.95	0.00	16,418.46	10.17
20E109 2542 4650 00 000000	LONGFELLOW GAS	14,000.00	745.43	1,671.10	12,328.90	0.00	4,304.08	11.94
20E110 2542 4650 00 000000	WASHINGTON GAS	25,000.00	811.05	1,194.55	23,805.45	0.00	17,036.89	4.78
20E204 2542 4650 00 000000	JH GAS	38,000.00	2,257.17	4,608.15	33,391.85	0.00	28,124.12	12.13
20E303 2542 4650 00 000000	HS GAS	25,000.00	2,602.14	4,531.37	20,468.63	0.00	20,143.71	18.13
20E000 2542 4660 00 000011	UO ELECTRIC	12,000.00	1,060.40	3,197.70	8,802.30	0.00	7,601.97	26.65
20E000 2542 4660 00 000013	SPORTS COMPLEX ELECTRIC	10,000.00	395.36	1,515.46	8,484.54	0.00	5,418.88	15.15
20E105 2542 4660 00 000000	ADAMS ELECTRIC	104,000.00	6,970.89	25,443.23	78,556.77	0.00	85,336.72	24.46
20E107 2542 4660 00 000000	JEFFERSON ELECTRIC	65,000.00	5,783.79	17,194.77	47,805.23	0.00	54,947.13	26.45
20E108 2542 4660 00 000000	LINCOLN ELECTRIC	85,000.00	6,568.56	24,339.02	60,660.98	0.00	70,718.26	28.63
20E109 2542 4660 00 000000	LONGFELLOW ELECTRIC	40,000.00	4,129.20	12,199.48	27,800.52	0.00	30,169.03	30.50
20E110 2542 4660 00 000000	WASHINGTON ELECTRIC	85,000.00	7,940.36	25,573.98	59,426.02	0.00	78,902.69	30.09
20E204 2542 4660 00 000000	JH ELECTRIC	120,000.00	12,574.10	38,257.91	81,742.09	0.00	99,543.70	31.88
20E303 2542 4660 00 000000	HS ELECTRIC	480,000.00	44,493.22	160,385.31	319,614.69	0.00	433,878.62	33.41
20E000 2542 5400 00 000000	UPKP BLD: EQUIP CAP OUT	15,000.00	605.03	2,824.53	-121.31	12,296.78	13,034.81	18.83
20E000 2542 5400 00 000001	BLD UPKP: CAP OUTLAY 2500-9	35,000.00	0.00	33,338.65	1,661.35	0.00	33,338.65	95.25
20E965 2542 5400 30 000000	ESSER 3 CAPITAL OUTLAY	0.00	0.00	0.00	0.00	0.00	0.00	0.00
20E000 2542 6400 00 000000	MAINT; DUES & FEES	3,500.00	0.00	0.00	3,500.00	0.00	2,475.00	0.00
20E000 2543 3190 00 000000	UPKP GRD: CONTR	50,000.00	225.00	310.00	47,190.00	2,500.00	21,005.90	0.62
20E000 2543 3190 00 000001	MHS Turf Replacement	0.00	0.00	0.00	0.00	0.00	617,305.00	0.00

Account Number	Account Level Description Account Number	2023-24 Original Budget	October 2023-24 Monthly Activity	2023-24 FYTD Activity	2023-24 Available Funds	Encumbered Amount	2022-23 FY Activity	2023-24 FYTD %
20	OPERATIONS & MAINTENANCE FUND							
20E000 2543 3210 00 000000	UPKP GRD: TRASH REMOVAL	45,000.00	3,979.16	13,601.37	29,783.63	1,615.00	39,672.50	30.23
20E000 2543 3230 00 000000	UPKP GRD: REPAIR	22,000.00	0.00	0.00	22,000.00	0.00	18,800.00	0.00
20E000 2543 4100 00 000000	UPKP GRD: SEED, FERT	76,000.00	16,316.83	17,023.82	58,869.91	0.00	45,531.67	22.40
20E000 2543 5400 00 000000	UPKP GRD: CAP OUTLAY0	45,000.00	0.00	0.00	34,068.00	0.00	50,691.01	0.00
20E000 2545 3230 00 000000	VEHICLE: REPAIR	15,000.00	722.44	10,086.46	4,355.56	557.98	11,517.60	67.24
20E000 2545 4100 00 000000	VEHICLE: SUP, MOW, TRKS	35,000.00	2,100.54	8,260.21	26,739.79	0.00	27,352.82	23.60
20E000 2545 5400 00 000001	VEHICLE: CAP OUTLAY 2500+	140,000.00	0.00	57,286.00	68,826.00	13,888.00	18,386.16	40.92
20E000 4120 3190 12 000000	WCSED: JT AGREE PMT	0.00	0.00	0.00	0.00	0.00	0.00	0.00
20---- ---- ---- -- ------		7,124,600.00	459,978.07	3,349,864.23	3,586,396.68	154,735.90	10,436,846.68	47.02
21	O&M LEASE							
21E000 2542 3250 00 000004	CHROMEBOOKS LEASE MHS & MJH	0.00	0.00	0.00	0.00	0.00	0.00	0.00
21E000 2542 3250 00 000005	Copier Lease Payment	52,800.00	8,800.00	22,000.00	30,800.00	0.00	52,800.00	41.67
21---- ---- ---- -- ------		52,800.00	8,800.00	22,000.00	30,800.00	0.00	52,800.00	41.67
30	DEBT SERVICE FUND OR FUND GROU							
30E000 5200 6200 00 000006	New MHS Interest Pymt	563,825.00	0.00	0.00	271,175.00	0.00	599,700.00	0.00
30E000 5200 6200 00 000007	New CS Interest Pymt	46,496.00	0.00	23,247.75	23,248.25	0.00	61,882.50	50.00
30E000 5300 6100 00 000007	New CS Principal Pymt	705,000.00	0.00	0.00	705,000.00	0.00	690,000.00	0.00
30E000 5300 6100 00 000008	NEW MHS PRINCIPAL PYMT	1,390,000.00	0.00	0.00	0.00	0.00	1,320,000.00	0.00
30E000 5400 3190 00 000000	BOND FEE	1,500.00	0.00	318.00	1,182.00	0.00	1,219.00	21.20
30---- ---- ---- -- ------		2,706,821.00	0.00	23,565.75	1,000,605.25	0.00	2,672,801.50	0.87
40	TRANSPORTATION FUND							
40E000 2550 1110 00 000000	COOR SALARY	22,035.00	1,811.26	7,245.04	14,789.96	0.00	20,999.94	32.88
40E000 2550 2120 00 000000	PUPIL TRANS: IMRF	1,060.00	85.34	341.36	718.64	0.00	989.58	32.20
40E000 2550 2220 00 000000	COOR HEALTH INSUR	4,000.00	334.16	1,320.74	2,679.26	0.00	3,790.18	33.02
40E000 2550 3190 00 000000	PURCHASED SERVICES	10,000.00	0.00	0.00	10,000.00	0.00	0.00	0.00
40E000 2550 3190 00 000001	MHS ACTIVITY BUS PRINCIPAL	44,175.00	0.00	8,560.81	35,614.19	0.00	16,493.27	19.38
40E000 2550 3190 00 000002	MHS ACTIVITY BUS INTEREST	2,350.00	0.00	1,228.21	1,121.79	0.00	2,893.16	52.26
40E000 2550 3300 00 000000	ATHL TRIPS	100,000.00	18,118.82	24,704.26	75,295.74	0.00	86,623.52	24.70
40E960 2550 3300 30 000000	ESSER II PUPIL TRANSPORTATI	44,219.00	0.00	44,219.15	-0.15	0.00	50,389.81	100.00

Account Number	Account Level Description Account Number	2023-24 Original Budget	October 2023-24 Monthly Activity	2023-24 FYTD Activity	2023-24 Available Funds	Encumbered Amount	2022-23 FY Activity	2023-24 FYTD %
40	TRANSPORTATION FUND							
40E965 2550 3300 30 000000	ESSER 3 PUPIL TRANSPORTATIO	55,000.00	0.00	0.00	55,000.00	0.00	0.00	0.00
40E000 2550 3310 00 000000	CURRICULAR TRIPS	25,000.00	2,391.31	2,391.31	22,608.69	0.00	22,421.09	9.57
40E000 2550 3320 00 000000	ACTIVITY TRIPS	65,000.00	5,932.04	7,525.73	57,474.27	0.00	54,199.29	11.58
40E000 2550 3330 00 000000	ADAMS ATHLETIC BUS TRANS.	15,000.00	2,936.36	4,384.42	10,615.58	0.00	12,673.27	29.23
40E000 2552 3310 00 000000	CONTR FEES	1,400,000.00	131,687.72	246,004.18	1,153,995.82	0.00	1,174,633.42	17.57
40E000 2552 4100 00 000000	MHS ACTIVITY BUS EXPENSES	16,000.00	853.46	2,685.45	13,314.55	0.00	15,878.70	16.78
40E000 4120 3310 12 000000	WCSED: JT AGR PMT	265,000.00	44,000.00	44,000.00	221,000.00	0.00	249,651.41	16.60
40---- ---- ---- -- ------		2,068,839.00	208,150.47	394,610.66	1,674,228.34	0.00	1,711,636.64	19.07
50	SOCIAL SECURITY/MEDICARE							
50E000 1101 2130 00 000000	ELEM FICA	0.00	0.00	0.00	0.00	0.00	0.00	0.00
50E000 1101 2130 00 000002	Elem FICA	25.00	0.00	0.00	25.00	0.00	22.72	0.00
50E105 1101 2130 00 000000	ADAMS FICA	1,100.00	130.34	305.92	794.08	0.00	988.50	27.81
50E105 1101 2130 00 000001	ADAMS TEACHER AIDE FICA	0.00	118.58	118.58	-118.58	0.00	0.00	0.00
50E107 1101 2130 00 000000	JEFFERSON FICA	1,100.00	150.55	388.54	711.46	0.00	832.15	35.32
50E108 1101 2130 00 000000	LINCOLN FICA	250.00	0.00	0.00	250.00	0.00	4.84	0.00
50E109 1101 2130 00 000000	LONGFELLOW FICA	1,100.00	111.80	299.67	800.33	0.00	932.58	27.24
50E110 1101 2130 00 000000	WASHINGTON FICA	2,000.00	181.08	451.39	1,548.61	0.00	1,532.05	22.57
50E000 1101 2140 00 000000	ELEM MEDICARE	200.00	0.00	0.00	200.00	0.00	65.08	0.00
50E105 1101 2140 00 000000	ADAMS MEDICARE	13,000.00	1,045.88	3,862.99	9,137.01	0.00	11,634.43	29.72
50E105 1101 2140 00 000001	ADAMS TEACHER AIDE MEDICARE	100.00	27.73	27.73	72.27	0.00	0.00	27.73
50E107 1101 2140 00 000000	JEFFERSON MEDICARE	15,000.00	1,205.72	4,740.72	10,259.28	0.00	13,842.96	31.60
50E108 1101 2140 00 000000	LINCOLN MEDICARE	30,000.00	2,222.46	8,702.59	21,297.41	0.00	26,987.86	29.01
50E109 1101 2140 00 000000	LONGFELLOW MEDICARE	15,000.00	1,065.51	4,096.97	10,903.03	0.00	12,583.03	27.31
50E110 1101 2140 00 000000	WASHINGTON MEDICARE	27,000.00	2,177.01	8,190.22	18,809.78	0.00	25,561.67	30.33
50E204 1102 2130 00 000000	JH FICA	100.00	6.56	13.36	86.64	0.00	66.43	13.36
50E204 1102 2130 00 000001	JH FICA	0.00	0.00	0.00	0.00	0.00	11.02	0.00
50E204 1102 2140 00 000000	JH MEDICARE	44,500.00	3,677.76	14,194.73	30,305.27	0.00	43,511.31	31.90
50E204 1102 2140 00 000001	JH Medicare	0.00	0.00	0.00	0.00	0.00	43.91	0.00
50E303 1103 2130 00 000000	HS FICA	15,000.00	944.50	3,691.82	11,308.18	0.00	11,319.40	24.61
50E105 1103 2140 00 000000	HS EXT MEDICARE	3,300.00	247.28	968.36	2,331.64	0.00	2,877.78	29.34
50E303 1103 2140 00 000000	HS MEDICARE	65,000.00	5,322.36	20,225.10	44,774.90	0.00	61,307.27	31.12
50E303 1103 2140 00 000001	HS 3 Circle Ag Grant	150.00	20.38	40.76	109.24	0.00	103.84	27.17
50E303 1103 2140 00 000002	HS LOCAL SHARE 3 CIRCLE AG	150.00	1.10	38.97	111.03	0.00	132.60	25.98
50E303 1103 2140 00 000003	HS FICA	0.00	0.00	0.00	0.00	0.00	27.42	0.00
50E930 1250 2130 30 000000	TITLE I FICA	0.00	0.00	0.00	0.00	0.00	0.00	0.00

Account Number	Account Level Description Account Number	2023-24 Original Budget	October 2023-24 Monthly Activity	2023-24 FYTD Activity	2023-24 Available Funds	Encumbered Amount	2022-23 FY Activity	2023-24 FYTD %
50	SOCIAL SECURITY/MEDICARE							
50E960 1250 2130 30 000000	ESSER II FICA	900.00	0.00	943.98	-43.98	0.00	3,720.31	104.89
50E965 1250 2130 30 000000	ESSER III FICA	4,000.00	0.00	0.00	4,000.00	0.00	8.26	0.00
50E902 1250 2140 30 000000	TITLE I MEDICARE	12,000.00	0.00	0.00	12,000.00	0.00	0.00	0.00
50E902 1250 2140 30 105000	AD TITLE I MEDICARE	0.00	73.66	147.21	-147.21	0.00	128.71	0.00
50E902 1250 2140 30 107000	JE TITLE I MEDICARE	0.00	78.61	162.81	-162.81	0.00	232.23	0.00
50E902 1250 2140 30 108000	LI TITLE I MEDICARE	0.00	259.70	518.70	-518.70	0.00	230.33	0.00
50E902 1250 2140 30 109000	LO TITLE I MEDICARE	0.00	129.68	259.32	-259.32	0.00	72.53	0.00
50E902 1250 2140 30 110000	WA TITLE I MEDICARE	0.00	221.72	449.14	-449.14	0.00	489.96	0.00
50E930 1250 2140 30 000000	TITLE I: MEDICARE	2,400.00	0.00	385.88	2,014.12	0.00	4.35	16.08
50E930 1250 2140 30 105000	AD TITLE I MEDICARE	0.00	8.32	160.16	-160.16	0.00	776.83	0.00
50E930 1250 2140 30 107000	JE TITLE I MEDICARE	0.00	8.32	188.82	-188.82	0.00	919.03	0.00
50E930 1250 2140 30 108000	LI TITLE I MEDICARE	0.00	8.32	489.66	-489.66	0.00	2,428.91	0.00
50E930 1250 2140 30 109000	LO TITLE I MEDICARE	0.00	8.32	269.34	-269.34	0.00	1,324.27	0.00
50E930 1250 2140 30 110000	WA TITLE I MEDICARE	0.00	8.34	535.38	-535.38	0.00	2,654.92	0.00
50E935 1250 2140 00 000004	TITLE SIP MEDICARE	0.00	0.00	0.00	0.00	0.00	0.00	0.00
50E935 1250 2140 00 000005	TITLE SIP MEDICARE	0.00	0.00	0.00	0.00	0.00	0.00	0.00
50E936 1250 2140 00 000004	Title SIP Medicare	0.00	0.00	0.00	0.00	0.00	0.00	0.00
50E960 1250 2140 30 000000	ESSER II MEDICARE	2,200.00	0.00	2,274.42	-74.42	0.00	8,172.19	103.38
50E965 1250 2140 30 000000	ESSER III MEDICARE	10,000.00	416.67	1,564.98	8,435.02	0.00	3,479.00	15.65
50E000 1400 2130 20 000000	VOC SEC: FICA	3,000.00	346.40	728.67	2,271.33	0.00	2,480.48	24.29
50E000 1400 2140 20 000000	VOC SEC: MEDICAR	800.00	81.01	170.41	629.59	0.00	580.10	21.30
50E000 1401 2130 21 000000	VOCATIONAL FICA-SKYWARD	0.00	0.00	240.65	-240.65	0.00	0.00	0.00
50E000 1401 2140 21 000000	WCRVS SPEC.NEEDS: MEDIC	0.00	0.00	56.30	-56.30	0.00	0.00	0.00
50E000 1500 2130 00 000000	ATHL: FICA	2,500.00	189.97	646.85	1,853.15	0.00	1,808.99	25.87
50E000 1500 2130 00 000001	ATHL: FICA	1,500.00	174.22	345.94	1,154.06	0.00	1,347.90	23.06
50E204 1500 2130 20 000000	JH BOYS BASKETBALL FICA	200.00	0.00	0.00	200.00	0.00	0.00	0.00
50E204 1500 2130 22 000000	JH SOFTBALL FICA	200.00	81.82	163.64	36.36	0.00	161.28	81.82
50E204 1500 2130 23 000000	JH VOLLEYBALL FICA	400.00	0.00	0.00	400.00	0.00	372.76	0.00
50E204 1500 2130 24 000000	JH CHEERLEADING FICA	200.00	34.70	69.40	130.60	0.00	175.93	34.70
50E204 1500 2130 25 000000	JH DANCE/POM FICA	200.00	23.48	46.96	153.04	0.00	176.04	23.48
50E204 1500 2130 40 000000	JH Girls Basketball FICA	325.00	0.00	0.00	325.00	0.00	293.28	0.00
50E303 1500 2130 01 000000	HS FOOTBALL FICA	600.00	254.44	508.88	91.12	0.00	479.71	84.81
50E303 1500 2130 04 000000	HS BOYS SOCCER FICA	700.00	256.60	513.20	186.80	0.00	505.88	73.31
50E303 1500 2130 05 000000	HS Boys Track FICA	1,000.00	124.61	249.22	750.78	0.00	950.76	24.92
50E303 1500 2130 06 000000	HS WRESTLING FICA	600.00	0.00	0.00	600.00	0.00	505.92	0.00
50E303 1500 2130 07 000000	HS Baseball FICA	800.00	0.00	0.00	800.00	0.00	774.18	0.00
50E303 1500 2130 08 000000	HS SOFTBALL FICA	300.00	0.00	0.00	300.00	0.00	249.29	0.00
50E303 1500 2130 09 000000	HS FISHING FICA	0.00	0.00	0.00	0.00	0.00	0.00	0.00

Account Number	Account Level Description Account Number	2023-24 Original Budget	October 2023-24 Monthly Activity	2023-24 FYTD Activity	2023-24 Available Funds	Encumbered Amount	2022-23 FY Activity	2023-24 FYTD %
50	SOCIAL SECURITY/MEDICARE							
50E303 1500 2130 10 000000	HS BOWLING FICA	0.00	0.00	0.00	0.00	0.00	0.00	0.00
50E303 1500 2130 11 000000	HS VOLLEYBALL FICA	700.00	260.32	520.64	179.36	0.00	637.82	74.38
50E303 1500 2130 13 000000	HS CHEERLEADING FICA	600.00	84.28	168.56	431.44	0.00	498.58	28.09
50E303 1500 2130 15 000000	HS BOYS BASKETBALL FICA	600.00	0.00	0.00	600.00	0.00	41.63	0.00
50E303 1500 2130 31 000000	HS GIRLS BASKETBALL FICA	800.00	0.00	0.00	800.00	0.00	649.60	0.00
50E303 1500 2130 32 000000	HS Girls CC FICA	200.00	0.00	0.00	200.00	0.00	0.00	0.00
50E303 1500 2130 33 000000	HS GIRLS TRACK FICA	700.00	0.00	0.00	700.00	0.00	394.63	0.00
50E303 1500 2130 36 000000	HS GIRLS SOCCER FICA	600.00	43.20	86.47	513.53	0.00	513.78	14.41
50E000 1500 2140 00 000000	ATHL: MEDICARE	700.00	55.02	180.55	519.45	0.00	581.95	25.79
50E000 1500 2140 00 000001	ATHL: MEDICARE	600.00	54.16	106.94	493.06	0.00	534.70	17.82
50E204 1500 2140 20 000000	JH BOYS BASKETBALL MEDICARE	200.00	9.38	36.97	163.03	0.00	109.70	18.49
50E204 1500 2140 21 000000	JH BASEBALL MEDICARE	100.00	6.80	26.54	73.46	0.00	78.27	26.54
50E204 1500 2140 22 000000	JH SOFTBALL MEDICARE	100.00	22.72	52.62	47.38	0.00	80.74	52.62
50E204 1500 2140 23 000000	JH VOLLEYBALL MEDICARE	100.00	0.00	0.00	100.00	0.00	94.44	0.00
50E204 1500 2140 24 000000	JH CHEERLEADING MEDICARE	100.00	8.12	16.24	83.76	0.00	41.16	16.24
50E204 1500 2140 25 000000	JH DANCE/POM MEDICARE	100.00	5.50	11.00	89.00	0.00	41.22	11.00
50E204 1500 2140 26 000000	JH BOYS TRACK MEDICARE	150.00	4.37	20.19	129.81	0.00	101.04	13.46
50E204 1500 2140 27 000000	JH BOYS CC MEDICARE	150.00	23.16	53.58	96.42	0.00	98.21	35.72
50E204 1500 2140 40 000000	JH GIRLS BASKETBALL MEDICAR	150.00	4.34	17.14	132.86	0.00	120.92	11.43
50E204 1500 2140 41 000000	JH GIRLS TRACK MEDICARE	150.00	4.33	20.33	129.67	0.00	90.32	13.55
50E303 1500 2140 01 000000	HS FOOTBALL MEDICARE	600.00	85.51	211.41	388.59	0.00	443.40	35.24
50E303 1500 2140 02 000000	HS BOYS CC MEDICARE	100.00	0.00	0.00	100.00	0.00	0.00	0.00
50E303 1500 2140 03 000000	HS BOYS TENNIS MEDICARE	100.00	0.00	11.28	88.72	0.00	67.32	11.28
50E303 1500 2140 04 000000	HS BOYS SOCCER MEDICARE	200.00	60.00	120.00	80.00	0.00	118.32	60.00
50E303 1500 2140 05 000000	HS BOYS TRACK MEDICARE	300.00	29.14	58.28	241.72	0.00	286.49	19.43
50E303 1500 2140 06 000000	HS WRESTLING MEDICARE	200.00	0.00	0.00	200.00	0.00	118.32	0.00
50E303 1500 2140 07 000000	HS BASEBALL MEDICARE	250.00	5.04	9.32	240.68	0.00	211.63	3.73
50E303 1500 2140 08 000000	HS SOFTBALL MEDICARE	300.00	11.08	53.28	246.72	0.00	180.89	17.76
50E303 1500 2140 09 000000	HS FISHING MEDICARE	100.00	3.42	13.68	86.32	0.00	40.92	13.68
50E303 1500 2140 10 000000	HS BOWLING MEDICARE	75.00	5.92	17.34	57.66	0.00	58.83	23.12
50E303 1500 2140 11 000000	HS VOLLEYBALL MEDICARE	250.00	65.80	140.45	109.55	0.00	200.20	56.18
50E303 1500 2140 12 000000	HS BOYS GOLF MEDICARE	200.00	5.98	22.82	177.18	0.00	65.04	11.41
50E303 1500 2140 13 000000	HS CHEERLEADING MEDICARE	200.00	19.72	39.44	160.56	0.00	116.63	19.72
50E303 1500 2140 14 000000	HS DANCE/POM MEDICARE	150.00	12.28	48.88	101.12	0.00	140.59	32.59
50E303 1500 2140 15 000000	HS BOYS BASKETBALL MEDICARE	400.00	20.54	82.31	317.69	0.00	326.57	20.58
50E303 1500 2140 31 000000	HS GIRLS BASKETBALL MEDICAR	300.00	0.00	0.00	300.00	0.00	219.23	0.00
50E303 1500 2140 32 000000	HS GIRLS CC MEDICARE	150.00	5.80	22.99	127.01	0.00	68.15	15.33
50E303 1500 2140 33 000000	HS GIRLS TRACK MEDICARE	250.00	7.06	37.41	212.59	0.00	193.78	14.96

Account Number	Account Level Description Account Number	2023-24 Original Budget	October 2023-24 Monthly Activity	2023-24 FYTD Activity	2023-24 Available Funds	Encumbered Amount	2022-23 FY Activity	2023-24 FYTD %
50	SOCIAL SECURITY/MEDICARE							
50E303 1500 2140 34 000000	HS GIRLS GOLF MEDICARE	100.00	5.58	21.78	78.22	0.00	63.53	21.78
50E303 1500 2140 35 000000	HS GIRLS TENNIS MEDICARE	100.00	5.70	22.78	77.22	0.00	68.06	22.78
50E303 1500 2140 36 000000	HS GIRLS SOCCER MEDICARE	200.00	10.10	20.22	179.78	0.00	120.12	10.11
50E000 1501 2130 00 000000	ADAMS ATHLETIC FICA	3,000.00	30.74	72.12	2,927.88	0.00	1,940.22	2.40
50E000 1501 2140 00 000000	ADAMS ATHLETIC MEDICARE	1,500.00	40.23	135.67	1,364.33	0.00	734.26	9.04
50E000 1600 2140 00 000002	JH SUMMER SCHOOL MEDICARE	0.00	0.00	0.00	0.00	0.00	0.00	0.00
50E000 1600 2140 00 000003	HS SUMMER SCHOOL MEDICARE	0.00	0.00	0.00	0.00	0.00	0.00	0.00
50E941 2110 2140 00 000000	MCKinney Vento Medicare	100.00	0.00	57.66	42.34	0.00	601.97	57.66
50E105 2122 2140 00 000000	ADAMS PUPIL SERV MEDICARE	1,160.00	91.50	362.08	797.92	0.00	1,072.14	31.21
50E107 2122 2140 00 000000	JEFFERSON PUPIL SERV MEDICA	0.00	28.96	57.92	-57.92	0.00	0.00	0.00
50E108 2122 2140 00 000000	LINCOLN PUPIL SERV MEDICARE	1,010.00	76.14	301.34	708.66	0.00	896.95	29.84
50E109 2122 2140 00 000000	LINCOLN PUPIL SERV MEDICARE	0.00	0.00	0.00	0.00	0.00	0.00	0.00
50E110 2122 2140 00 000000	WASHINGTON PUPIL SERV MEDIC	0.00	8.12	16.24	-16.24	0.00	0.00	0.00
50E204 2122 2140 00 000000	JH PUPIL SERV MEDICARE	2,000.00	145.61	574.60	1,425.40	0.00	1,699.75	28.73
50E303 2122 2140 00 000000	HS PUPIL SERV MEDICARE	6,350.00	489.94	1,881.69	4,468.31	0.00	5,062.65	29.63
50E902 2122 2140 30 000000	TITLE I MEDICARE	2,000.00	24.52	49.04	1,950.96	0.00	0.00	2.45
50E902 2122 2140 30 105000	AD TITLE I MEDICARE	0.00	0.00	0.00	0.00	0.00	16.76	0.00
50E902 2122 2140 30 107000	JE TITLE I MEDICARE	0.00	0.00	0.00	0.00	0.00	16.76	0.00
50E902 2122 2140 30 108000	LI TITLE I MEDICARE	0.00	0.00	0.00	0.00	0.00	16.76	0.00
50E902 2122 2140 30 109000	LO TITLE I MEDICARE	0.00	106.62	213.24	-213.24	0.00	272.36	0.00
50E902 2122 2140 30 110000	WA TITLE I MEDICARE	0.00	0.00	0.00	0.00	0.00	16.76	0.00
50E930 2122 2140 00 107000	JE TITLE I MEDICARE	0.00	0.00	129.62	-129.62	0.00	786.07	0.00
50E930 2122 2140 00 109000	LO TITLE I MEDICARE	0.00	0.00	134.80	-134.80	0.00	674.00	0.00
50E930 2122 2140 00 110000	WA TITLE I MEDICARE	0.00	0.00	60.92	-60.92	0.00	167.53	0.00
50E930 2122 2140 30 000000	TITLE I:GUIDANCE MEDICAR	500.00	0.00	0.00	500.00	0.00	0.00	0.00
50E000 2134 2130 00 000000	HEALTH: FICA	3,900.00	311.90	1,151.68	2,748.32	0.00	3,242.80	29.53
50E105 2134 2130 00 000000	ADAMS HEALTH SERV FICA	2,000.00	160.41	635.58	1,364.42	0.00	1,783.75	31.78
50E107 2134 2130 00 000000	JEFFERSON HEALTH SERV FICA	1,800.00	151.71	596.59	1,203.41	0.00	1,682.20	33.14
50E108 2134 2130 00 000000	LINCOLN HEALTH SERV FICA	1,800.00	141.64	575.81	1,224.19	0.00	1,644.55	31.99
50E109 2134 2130 00 000000	LONGFELLOW HEALTH SERV FICA	1,900.00	129.88	521.12	1,378.88	0.00	1,574.27	27.43
50E110 2134 2130 00 000000	WASHINGTON HEALTH SERV FICA	2,500.00	192.01	729.72	1,770.28	0.00	2,088.76	29.19
50E204 2134 2130 00 000000	JH HEALTH SERV FICA	1,900.00	81.24	331.08	1,568.92	0.00	1,019.86	17.43
50E303 2134 2130 00 000000	HS HEALTH SERV FICA	2,000.00	127.37	493.90	1,506.10	0.00	1,451.80	24.70
50E960 2134 2130 30 000000	ESSER 2 FICA	0.00	0.00	0.00	0.00	0.00	193.14	0.00
50E965 2134 2130 30 000000	ESSER 3 FICA	3,000.00	116.04	719.53	2,280.47	0.00	2,688.39	23.98
50E000 2134 2140 00 000000	HEALTH: MEDICARE	1,000.00	72.94	269.32	730.68	0.00	758.28	26.93
50E105 2134 2140 00 000000	ADAMS HEALTH SERV MEDICARE	600.00	37.52	148.65	451.35	0.00	417.18	24.78
50E107 2134 2140 00 000000	JEFFERSON HEALTH SERV MEDIC	450.00	35.48	139.51	310.49	0.00	393.38	31.00

Account Number	Account Level Description Account Number	2023-24 Original Budget	October 2023-24 Monthly Activity	2023-24 FYTD Activity	2023-24 Available Funds	Encumbered Amount	2022-23 FY Activity	2023-24 FYTD %
50	SOCIAL SECURITY/MEDICARE							
50E108 2134 2140 00 000000	LINCOLN HEALTH SERV MEDICAR	500.00	33.12	134.66	365.34	0.00	384.64	26.93
50E109 2134 2140 00 000000	LONGFELLOW HEALTH SERV MEDI	500.00	30.38	121.88	378.12	0.00	368.16	24.38
50E110 2134 2140 00 000000	WASHINGTON HEALTH SERV MEDI	600.00	44.91	170.67	429.33	0.00	488.45	28.45
50E204 2134 2140 00 000000	JH HEALTH SERV MEDICARE	500.00	21.16	83.11	416.89	0.00	249.54	16.62
50E303 2134 2140 00 000000	HS HEALTH SERV MEDICARE	500.00	29.80	115.51	384.49	0.00	339.49	23.10
50E960 2134 2140 30 000000	ESSER 2 Medicare	0.00	0.00	0.00	0.00	0.00	45.17	0.00
50E965 2134 2140 30 000000	ESSER 3 Medicare	800.00	27.14	168.29	631.71	0.00	628.80	21.04
50E105 2190 2130 00 000000	ADAMS SUPPORT STAFF FICA	1,000.00	130.28	255.95	744.05	0.00	757.04	25.60
50E107 2190 2130 00 000000	JEFFERSON SUPPORT STAFF FIC	2,600.00	365.42	934.03	1,665.97	0.00	2,427.52	35.92
50E108 2190 2130 00 000000	LINCOLN SUPPORT STAFF FICA	4,500.00	455.22	1,041.15	3,458.85	0.00	3,817.18	23.14
50E109 2190 2130 00 000000	LONGFELLOW SUPPORT STAFF FI	2,000.00	265.13	569.68	1,430.32	0.00	1,854.35	28.48
50E110 2190 2130 00 000000	WASHINGTON SUPPORT STAFF FI	6,200.00	711.86	1,701.71	4,498.29	0.00	5,391.77	27.45
50E204 2190 2130 00 000000	JH SUPPORT STAFF FICA	2,500.00	220.07	712.20	1,787.80	0.00	1,436.06	28.49
50E303 2190 2130 00 000000	HS SUPPORT STAFF FICA	7,400.00	921.23	2,061.78	5,338.22	0.00	6,736.75	27.86
50E105 2190 2140 00 000000	ADAMS SUPPORT STAFF MEDICAR	250.00	30.46	59.86	190.14	0.00	177.07	23.94
50E107 2190 2140 00 000000	JEFFERSON SUPPORT STAFF MED	700.00	85.46	218.42	481.58	0.00	567.69	31.20
50E108 2190 2140 00 000000	LINCOLN SUPPORT STAFF MEDIC	1,050.00	106.46	243.50	806.50	0.00	892.74	23.19
50E109 2190 2140 00 000000	LONGFELLOW SUPPORT STAFF ME	500.00	62.02	133.22	366.78	0.00	433.67	26.64
50E110 2190 2140 00 000000	WASHINGTON SUPPORT STAFF ME	1,500.00	166.32	397.68	1,102.32	0.00	1,260.19	26.51
50E204 2190 2140 00 000000	JH SUPPORT STAFF MEDICARE	500.00	51.51	166.60	333.40	0.00	335.86	33.32
50E303 2190 2140 00 000000	HS SUPPORT STAFF MEDICARE	1,800.00	215.44	482.18	1,317.82	0.00	1,575.48	26.79
50E000 2210 2130 00 000000	IMP INST: FICA	2,600.00	213.61	844.81	1,755.19	0.00	2,446.38	32.49
50E902 2210 2130 30 000000	TITLE I FICA	0.00	0.00	0.00	0.00	0.00	0.00	0.00
50E930 2210 2130 30 000000	TITLE I; FICA	0.00	0.00	0.00	0.00	0.00	230.65	0.00
50E960 2210 2130 30 000000	ESSER 2 FICA	0.00	0.00	0.00	0.00	0.00	8.44	0.00
50E000 2210 2140 00 000000	IMP INST: MEDICARE	2,000.00	158.60	686.82	1,313.18	0.00	1,851.90	34.34
50E303 2210 2140 00 000001	3 CIRCLE AG GRANT MEDICARE	50.00	0.00	10.74	39.26	0.00	43.52	21.48
50E902 2210 2140 30 000000	TITLE I MEDICARE	1,500.00	36.22	90.56	1,409.44	0.00	0.00	6.04
50E902 2210 2140 30 105000	AD TITLE I MEDICARE	0.00	17.48	34.88	-34.88	0.00	49.80	0.00
50E902 2210 2140 30 107000	JE TITLE I MEDICARE	0.00	17.48	34.88	-34.88	0.00	49.80	0.00
50E902 2210 2140 30 108000	LI TITLE I MEDICARE	0.00	17.48	34.88	-34.88	0.00	49.80	0.00
50E902 2210 2140 30 109000	LO TITLE I MEDICARE	0.00	17.48	34.88	-34.88	0.00	49.80	0.00
50E902 2210 2140 30 110000	WA TITLE I MEDICARE	0.00	17.49	34.93	-34.93	0.00	49.72	0.00
50E930 2210 2140 00 105000	AD TITLE I MEDICARE	0.00	0.00	0.00	0.00	0.00	0.00	0.00
50E930 2210 2140 00 107000	JE TITLE I MEDICARE	0.00	0.00	0.00	0.00	0.00	0.00	0.00
50E930 2210 2140 00 108000	LI TITLE I MEDICARE	0.00	0.00	0.00	0.00	0.00	0.00	0.00
50E930 2210 2140 00 109000	LO TITLE I MEDICARE	0.00	0.00	0.00	0.00	0.00	0.00	0.00
50E930 2210 2140 00 110000	WA TITLE I MEDICARE	0.00	0.00	0.00	0.00	0.00	0.00	0.00

Account Number	Account Level Description Account Number	2023-24 Original Budget	October 2023-24 Monthly Activity	2023-24 FYTD Activity	2023-24 Available Funds	Encumbered Amount	2022-23 FY Activity	2023-24 FYTD %
50	SOCIAL SECURITY/MEDICARE							
50E930 2210 2140 30 000000	TITLE I; MEDICARE	173.00	0.00	0.00	173.00	0.00	53.94	0.00
50E930 2210 2140 30 105000	Title I Medicare-Summer Sch	0.00	0.00	3.39	-3.39	0.00	88.47	0.00
50E930 2210 2140 30 107000	Title I Medicare-Summer Sch	0.00	0.00	11.87	-11.87	0.00	131.39	0.00
50E930 2210 2140 30 108000	Title I Medicare-Summer Sch	0.00	0.00	106.82	-106.82	0.00	608.62	0.00
50E930 2210 2140 30 109000	Title I Medicare-Summer Sch	0.00	0.00	32.22	-32.22	0.00	233.70	0.00
50E930 2210 2140 30 110000	Title I Medicare-Summer Sch	0.00	0.00	15.25	-15.25	0.00	148.45	0.00
50E935 2210 2140 00 000004	TITLE II MEDICARE	0.00	0.00	0.00	0.00	0.00	0.00	0.00
50E935 2210 2140 00 000005	TITLE SIP MEDICARE	0.00	0.00	0.00	0.00	0.00	0.00	0.00
50E960 2210 2140 30 000000	ESSER 2 Medicare	0.00	0.00	0.00	0.00	0.00	148.54	0.00
50E965 2210 2140 30 000000	ESSER III MEDICARE	1,600.00	48.83	48.83	1,551.17	0.00	0.00	3.05
50E965 2220 2140 30 000000	ESSER 3 Medicare	300.00	0.00	0.00	300.00	0.00	38.77	0.00
50E000 2225 2130 00 000000	TECH: FICA	17,000.00	1,364.17	5,464.47	11,535.53	0.00	16,015.52	32.14
50E000 2225 2140 00 000000	TECH: MEDICARE	4,000.00	319.04	1,277.99	2,722.01	0.00	3,745.34	31.95
50E000 2321 2130 00 000000	ADMIN: FICA	3,500.00	288.68	1,154.72	2,345.28	0.00	3,355.20	32.99
50E000 2321 2140 00 000000	ADMIN: MEDICARE	4,100.00	253.40	1,016.94	3,083.06	0.00	3,852.58	24.80
50E105 2410 2130 00 000000	ADAMS PRINCIPAL FICA	3,200.00	209.22	843.65	2,356.35	0.00	2,430.30	26.36
50E107 2410 2130 00 000000	JEFFERSON PRINCIPAL FICA	2,800.00	220.98	877.02	1,922.98	0.00	2,523.54	31.32
50E108 2410 2130 00 000000	LINCOLN PRINCIPAL FICA	2,500.00	222.45	850.38	1,649.62	0.00	2,210.83	34.02
50E109 2410 2130 00 000000	LONGFELLOW PRINCIPAL FICA	3,000.00	303.41	928.99	2,071.01	0.00	2,253.67	30.97
50E110 2410 2130 00 000000	WASHINGTON PRINCIPAL FICA	3,000.00	238.12	937.28	2,062.72	0.00	2,755.98	31.24
50E204 2410 2130 00 000000	JH PRINCIPAL FICA	4,600.00	368.68	1,498.37	3,101.63	0.00	4,190.90	32.57
50E303 2410 2130 00 000000	HS PRIN FICA	6,000.00	383.68	1,526.73	4,473.27	0.00	4,230.88	25.45
50E105 2410 2140 00 000000	ADAMS PRINCIPAL MEDICARE	2,200.00	165.88	661.17	1,538.83	0.00	1,921.13	30.05
50E107 2410 2140 00 000000	JEFFERSON PRINCIPAL MEDICAR	2,000.00	149.16	575.20	1,424.80	0.00	1,747.28	28.76
50E108 2410 2140 00 000000	LINCOLN PRINCIPAL MEDICARE	3,600.00	280.62	1,097.69	2,502.31	0.00	3,217.58	30.49
50E109 2410 2140 00 000000	LONGFELLOW PRINCIPAL MEDICA	2,100.00	172.45	420.22	1,679.78	0.00	2,012.76	20.01
50E110 2410 2140 00 000000	WASHINGTON PRINCIPAL MEDICA	3,500.00	253.82	824.52	2,675.48	0.00	3,147.30	23.56
50E204 2410 2140 00 000000	JH PRINCIPAL MEDICARE	5,400.00	401.16	1,598.96	3,801.04	0.00	4,456.28	29.61
50E303 2410 2140 00 000000	HS PRIN MEDICARE	8,500.00	607.74	2,712.34	5,787.66	0.00	7,357.13	31.91
50E000 2510 2130 00 000000	BUS MAN: FICA	6,100.00	476.94	2,020.12	4,079.88	0.00	5,527.85	33.12
50E000 2510 2140 00 000000	BUS MAN: MEDICARE	1,450.00	111.54	472.42	977.58	0.00	1,292.89	32.58
50E000 2520 2130 00 000000	FISCAL: FICA	6,831.00	438.20	1,811.40	5,019.60	0.00	5,140.11	26.52
50E000 2520 2140 00 000000	FISCAL: MEDICARE	1,600.00	102.48	423.63	1,176.37	0.00	1,202.24	26.48
50E000 2542 2130 00 000000	MAINT: FICA	27,000.00	2,348.35	9,412.41	17,587.59	0.00	26,712.74	34.86
50E105 2542 2130 00 000000	ADAMS CUSTODIAN FICA	6,300.00	455.65	1,598.63	4,701.37	0.00	4,494.09	25.38
50E107 2542 2130 00 000000	JEFFERSON CUSTODIAN FICA	7,000.00	616.93	2,181.89	4,818.11	0.00	5,828.12	31.17
50E108 2542 2130 00 000000	LINCOLN CUSTODIAN FICA	8,000.00	635.67	2,795.23	5,204.77	0.00	7,698.52	34.94
50E109 2542 2130 00 000000	LONGFELLOW CUSTODIAN FICA	6,500.00	417.53	1,717.52	4,782.48	0.00	4,590.15	26.42

Account Number	Account Level Description Account Number	2023-24 Original Budget	October 2023-24 Monthly Activity	2023-24 FYTD Activity	2023-24 Available Funds	Encumbered Amount	2022-23 FY Activity	2023-24 FYTD %
50	SOCIAL SECURITY/MEDICARE							
50E110 2542 2130 00 000000	WASHINGTON CUSTODIAN FICA	9,000.00	571.91	2,391.35	6,608.65	0.00	7,927.66	26.57
50E204 2542 2130 00 000000	JH CUSTODIAN FICA	13,000.00	1,127.37	3,563.21	9,436.79	0.00	10,816.99	27.41
50E303 2542 2130 00 000000	HS CUSTODIAN FICA	20,500.00	1,781.81	6,906.59	13,593.41	0.00	18,574.59	33.69
50E000 2542 2140 00 000000	MAINT: MEDICARE	7,000.00	549.20	2,201.26	4,798.74	0.00	6,247.40	31.45
50E105 2542 2140 00 000000	ADAMS CUSTODIAN MEDICARE	1,500.00	106.59	373.90	1,126.10	0.00	1,050.99	24.93
50E107 2542 2140 00 000000	JEFFERSON CUSTODIAN MEDICAR	1,700.00	144.28	510.30	1,189.70	0.00	1,363.02	30.02
50E108 2542 2140 00 000000	LINCOLN CUSTODIAN MEDICARE	2,400.00	148.67	653.74	1,746.26	0.00	1,800.49	27.24
50E109 2542 2140 00 000000	LONGFELLOW CUSTODIAN MEDICA	1,300.00	97.65	401.69	898.31	0.00	1,073.52	30.90
50E110 2542 2140 00 000000	WASHINGTON CUSTODIAN MEDICA	2,100.00	133.75	559.28	1,540.72	0.00	1,854.13	26.63
50E204 2542 2140 00 000000	JH CUSTODIAN MEDICARE	2,800.00	263.64	833.31	1,966.69	0.00	2,529.75	29.76
50E303 2542 2140 00 000000	HS CUSTODIAN MEDICARE	5,000.00	416.69	1,615.25	3,384.75	0.00	4,344.12	32.31
50E000 2550 2130 00 000000	PUPIL TRANS: FICA	1,400.00	109.56	441.29	958.71	0.00	1,284.96	31.52
50E000 2550 2140 00 000000	PUPIL TRANS: MEDICARE	325.00	25.62	103.19	221.81	0.00	300.44	31.75
50E000 2560 2130 84 000000	FOOD SERV: FICA	6,000.00	473.38	2,008.09	3,991.91	0.00	6,004.25	33.47
50E105 2560 2130 84 000000	ADAMS FOOD SERV FICA	7,000.00	575.40	1,494.97	5,505.03	0.00	5,505.85	21.36
50E107 2560 2130 84 000000	JEFFERSON FOOD SERV FICA	5,800.00	531.33	1,310.69	4,489.31	0.00	4,764.34	22.60
50E108 2560 2130 84 000000	LINCOLN FOOD SERV FICA	9,500.00	976.77	2,184.65	7,315.35	0.00	9,291.30	23.00
50E109 2560 2130 84 000000	LONGFELLOW FOOD SERV FICA	6,200.00	633.38	1,583.93	4,616.07	0.00	5,818.51	25.55
50E110 2560 2130 84 000000	WASHINGTON FOOD SERV FICA	7,500.00	724.35	1,879.28	5,620.72	0.00	7,369.76	25.06
50E204 2560 2130 84 000000	JH FOOD FICA	11,500.00	1,200.69	2,978.47	8,521.53	0.00	10,693.74	25.90
50E303 2560 2130 84 000000	HS FOOD SERV FICA	12,000.00	1,054.39	2,828.32	9,171.68	0.00	9,614.85	23.57
50E960 2560 2130 30 000000	ESSER 2 FICA	228.00	0.00	227.87	0.13	0.00	3,002.31	99.94
50E965 2560 2130 30 000000	ESSER 3 FICA	3,100.00	0.00	0.00	3,100.00	0.00	0.00	0.00
50E000 2560 2140 84 000000	FOOD SERV: MEDICARE	1,700.00	110.70	469.60	1,230.40	0.00	1,404.17	27.62
50E105 2560 2140 84 000000	ADAMS FOOD SERV MEDICARE	1,400.00	134.56	349.60	1,050.40	0.00	1,287.63	24.97
50E107 2560 2140 84 000000	JEFFERSON FOOD SERV MEDICAR	1,200.00	124.28	306.57	893.43	0.00	1,114.22	25.55
50E108 2560 2140 84 000000	LINCOLN FOOD SERV MEDICARE	2,300.00	228.44	510.94	1,789.06	0.00	2,172.98	22.21
50E109 2560 2140 84 000000	LONGFELLOW FOOD SERV MEDICA	1,500.00	148.12	370.42	1,129.58	0.00	1,360.85	24.69
50E110 2560 2140 84 000000	WASHINGTON FOOD SERV MEDICA	1,800.00	169.40	439.49	1,360.51	0.00	1,723.64	24.42
50E204 2560 2140 84 000000	JH FOOD SERV MEDICARE	2,600.00	280.82	696.63	1,903.37	0.00	2,500.91	26.79
50E303 2560 2140 84 000000	HS FOOD SERV MEDICARE	3,000.00	246.57	661.43	2,338.57	0.00	2,248.64	22.05
50E960 2560 2140 30 000000	ESSER 2 Medicare	53.00	0.00	53.30	-0.30	0.00	702.13	100.57
50E965 2560 2140 30 000000	ESSER 3 Medicare	1,000.00	0.00	0.00	1,000.00	0.00	0.00	0.00
50E902 2900 2130 30 105000	AD TITLE I FICA	0.00	0.00	0.00	0.00	0.00	0.00	0.00
50E902 2900 2130 30 107000	JE TITLE I FICA	0.00	0.00	0.00	0.00	0.00	0.00	0.00
50E902 2900 2130 30 108000	LI TITLE I FICA	0.00	0.00	0.00	0.00	0.00	0.00	0.00
50E902 2900 2130 30 109000	LO TITLE I FICA	0.00	0.00	0.00	0.00	0.00	0.00	0.00
50E902 2900 2130 30 110000	WA TITLE I FICA	0.00	0.00	0.00	0.00	0.00	0.00	0.00

Account Number	Account Level Description Account Number	2023-24 Original Budget	October 2023-24 Monthly Activity	2023-24 FYTD Activity	2023-24 Available Funds	Encumbered Amount	2022-23 FY Activity	2023-24 FYTD %
50	SOCIAL SECURITY/MEDICARE							
50E930 2900 2130 30 000000	TITLE I: FICA	0.00	0.00	0.00	0.00	0.00	0.00	0.00
50E930 2900 2130 30 105000	AD TITLE I FICA	0.00	0.00	0.00	0.00	0.00	0.00	0.00
50E930 2900 2130 30 107000	JE TITLE I FICA	0.00	0.00	0.00	0.00	0.00	0.00	0.00
50E930 2900 2130 30 108000	LI TITLE I FICA	0.00	0.00	0.00	0.00	0.00	0.00	0.00
50E930 2900 2130 30 109000	LO TITLE I FICA	0.00	0.00	0.00	0.00	0.00	0.00	0.00
50E930 2900 2130 30 110000	WA TITLE I FICA	0.00	0.00	0.00	0.00	0.00	0.00	0.00
50E000 2900 2140 00 000000	Title I Medicare	100.00	0.00	0.00	100.00	0.00	37.00	0.00
50E902 2900 2140 30 000000	TITLE I MEDICARE	0.00	0.00	0.00	0.00	0.00	0.00	0.00
50E902 2900 2140 30 105000	AD TITLE I MEDICARE	0.00	0.00	0.00	0.00	0.00	11.12	0.00
50E902 2900 2140 30 107000	JE TITLE I MEDICARE	0.00	0.00	0.00	0.00	0.00	11.12	0.00
50E902 2900 2140 30 108000	LI TITLE I MEDICARE	0.00	0.00	0.00	0.00	0.00	11.12	0.00
50E902 2900 2140 30 109000	LO TITLE I MEDICARE	0.00	0.00	0.00	0.00	0.00	11.12	0.00
50E902 2900 2140 30 110000	WA TITLE I MEDICARE	0.00	0.00	0.00	0.00	0.00	11.12	0.00
50E930 2900 2140 30 000000	TITLE I: MEDICARE	0.00	0.00	0.00	0.00	0.00	0.00	0.00
50E930 2900 2140 30 105000	AD TITLE I MEDICARE	0.00	0.00	0.00	0.00	0.00	0.00	0.00
50E930 2900 2140 30 107000	JE TITLE I MEDICARE	0.00	0.00	0.00	0.00	0.00	-6.10	0.00
50E930 2900 2140 30 108000	LI TITLE I MEDICARE	0.00	0.00	0.00	0.00	0.00	3.05	0.00
50E930 2900 2140 30 109000	LO TITLE I MEDICARE	0.00	0.00	0.00	0.00	0.00	3.05	0.00
50E930 2900 2140 30 110000	WA TITLE I MEDICARE	0.00	0.00	0.00	0.00	0.00	15.22	0.00
50E902 3900 2140 30 000000	TITLE I MEDICARE	400.00	0.00	0.00	400.00	0.00	0.00	0.00
50E902 3900 2140 30 105000	AD TITLE I MEDICARE	0.00	4.56	9.12	-9.12	0.00	11.76	0.00
50E902 3900 2140 30 107000	JE TITLE I MEDICARE	0.00	6.52	13.04	-13.04	0.00	11.76	0.00
50E902 3900 2140 30 108000	LI TITLE I MEDICARE	0.00	8.48	16.96	-16.96	0.00	11.76	0.00
50E902 3900 2140 30 109000	LO TITLE I MEDICARE	0.00	6.52	13.04	-13.04	0.00	11.76	0.00
50E902 3900 2140 30 110000	WA TITLE I MEDICARE	0.00	6.56	13.12	-13.12	0.00	11.76	0.00
50E930 3900 2140 30 000000	TITLE I: MEDICARE	100.00	0.00	0.00	100.00	0.00	0.00	0.00
50E930 3900 2140 30 105000	AD TITLE I: MEDICARE	0.00	0.00	12.20	-12.20	0.00	57.91	0.00
50E930 3900 2140 30 107000	JE TITLE I: MEDICARE	0.00	0.00	12.20	-12.20	0.00	57.91	0.00
50E930 3900 2140 30 108000	LI TITLE I: MEDICARE	0.00	0.00	12.20	-12.20	0.00	57.91	0.00
50E930 3900 2140 30 109000	LO TITLE I: MEDICARE	0.00	0.00	12.20	-12.20	0.00	57.91	0.00
50E930 3900 2140 30 110000	WA TITLE I: MEDICARE	0.00	0.00	12.08	-12.08	0.00	57.54	0.00
50E000 3901 2130 00 000000	AFTERCATS: FICA	600.00	0.00	3.30	596.70	0.00	442.07	0.55
50E105 3901 2130 00 000000	ADAMS AFTERCATS FICA	1,000.00	58.39	127.88	872.12	0.00	365.49	12.79
50E107 3901 2130 00 000000	JEFFERSON AFTERCATS FICA	1,000.00	61.96	168.48	831.52	0.00	787.97	16.85
50E108 3901 2130 00 000000	LINCOLN AFTERCATS FICA	2,300.00	148.40	468.79	1,831.21	0.00	2,152.16	20.38
50E109 3901 2130 00 000000	LONGFELLOW AFTERCATS FICA	1,200.00	117.69	289.19	910.81	0.00	971.84	24.10
50E110 3901 2130 00 000000	WASHINGTON AFTERCATS FICA	1,500.00	126.59	326.02	1,173.98	0.00	1,025.92	21.73
50E204 3901 2130 00 000000	JH AFTERCATS FICA	600.00	131.91	257.46	342.54	0.00	550.04	42.91

Account Number	Account Level Description Account Number	2023-24 Original Budget	October 2023-24 Monthly Activity	2023-24 FYTD Activity	2023-24 Available Funds	Encumbered Amount	2022-23 FY Activity	2023-24 FYTD %
50	SOCIAL SECURITY/MEDICARE							
50E000 3901 2140 00 000000	AFTERCATS: MEDICARE	125.00	0.00	0.77	124.23	0.00	103.40	0.62
50E105 3901 2140 00 000000	ADAMS AFTERCATS MEDICARE	250.00	13.66	29.91	220.09	0.00	85.46	11.96
50E107 3901 2140 00 000000	JEFFERSON AFTERCATS MEDICAR	250.00	14.49	39.40	210.60	0.00	184.26	15.76
50E108 3901 2140 00 000000	LINCOLN AFTERCATS MEDICARE	600.00	34.71	109.64	490.36	0.00	503.30	18.27
50E109 3901 2140 00 000000	LONGFELLOW AFTERCATS MEDICA	300.00	27.51	67.62	232.38	0.00	227.23	22.54
50E110 3901 2140 00 000000	WASHINGTON AFTERCATS MEDICA	300.00	29.59	76.24	223.76	0.00	239.89	25.41
50E204 3901 2140 00 000000	JH AFTERCATS - MEDICARE	150.00	30.85	60.20	89.80	0.00	128.61	40.13
50---- ---- ---- -- ------		690,780.00	55,232.12	196,636.61	494,143.39	0.00	604,955.01	28.47
51	ILLINOIS MUNICIPAL RETIREMENT							
51E000 1101 2120 00 000002	ELEM IMRF	100.00	0.00	0.00	100.00	0.00	45.89	0.00
51E105 1101 2120 00 000000	ELEM. IMRF	4,400.00	187.41	439.36	3,960.64	0.00	3,872.80	9.99
51E105 1101 2120 00 000001	ADAMS IMRF	500.00	168.88	168.88	331.12	0.00	0.00	33.78
51E107 1101 2120 00 000000	JEFFERSON IMRF	2,800.00	193.31	525.51	2,274.49	0.00	1,835.94	18.77
51E108 1101 2120 00 000000	LINCOLN IMRF	100.00	0.00	0.00	100.00	0.00	0.00	0.00
51E109 1101 2120 00 000000	LONGFELLOW IMRF	2,200.00	173.00	430.96	1,769.04	0.00	1,615.61	19.59
51E110 1101 2120 00 000000	WASHINGTON IMRF	4,500.00	279.41	690.27	3,809.73	0.00	2,718.50	15.34
51E204 1102 2120 00 000000	JH IMRF	0.00	9.86	19.72	-19.72	0.00	0.00	0.00
51E204 1102 2120 00 000001	JH IMRF	50.00	0.00	0.00	50.00	0.00	18.50	0.00
51E303 1103 2120 00 000000	HS IMRF	20,000.00	1,315.32	5,089.40	14,910.60	0.00	16,952.44	25.45
51E303 1103 2120 00 000001	HS IMRF	500.00	0.00	0.00	500.00	0.00	0.00	0.00
51E930 1250 2120 30 000000	TITLE IMRF	200.00	0.00	0.00	200.00	0.00	0.00	0.00
51E960 1250 2120 30 000000	ESSER II IMRF	700.00	0.00	785.43	-85.43	0.00	4,269.00	112.20
51E965 1250 2120 30 000000	ESSER III IMRF	7,000.00	0.00	0.00	7,000.00	0.00	0.00	0.00
51E000 1500 2120 00 000000	ATHL: IMRF	4,200.00	270.56	921.22	3,278.78	0.00	3,127.29	21.93
51E000 1500 2120 00 000001	ATHL: IMRF	1,500.00	153.95	246.41	1,253.59	0.00	1,026.09	16.43
51E303 1500 2120 01 000000	HS FOOTBALL IMRF	1,500.00	0.00	0.00	1,500.00	0.00	0.00	0.00
51E303 1500 2120 05 000000	HS BOYS TRACK IMRF	1,000.00	177.46	354.92	645.08	0.00	806.00	35.49
51E303 1500 2120 06 000000	HS WRESTLING IMRF	200.00	0.00	0.00	200.00	0.00	0.00	0.00
51E303 1500 2120 07 000000	HS BASEBALL IMRF	420.00	0.00	0.00	420.00	0.00	371.75	0.00
51E303 1500 2120 15 000000	HS BOYS BASKETBALL IMRF	500.00	0.00	0.00	500.00	0.00	0.00	0.00
51E303 1500 2120 31 000000	HS GIRLS BASKETBALL	600.00	0.00	0.00	600.00	0.00	449.43	0.00
51E303 1500 2120 32 000000	HS GIRLS CROSS COUNTRY	800.00	0.00	0.00	800.00	0.00	0.00	0.00
51E303 1500 2120 33 000000	HS GIRLS TRACK IMRF	1,000.00	0.00	0.00	1,000.00	0.00	0.00	0.00
51E303 1500 2120 36 000000	HS GIRLS SOCCER IMRF	0.00	62.12	124.23	-124.23	0.00	251.46	0.00
51E000 1501 2120 00 000000	ADAMS IMRF	2,500.00	25.88	91.84	2,408.16	0.00	564.85	3.67

Account Number	Account Level Description Account Number	2023-24 Original Budget	October 2023-24 Monthly Activity	2023-24 FYTD Activity	2023-24 Available Funds	Encumbered Amount	2022-23 FY Activity	2023-24 FYTD %
51	ILLINOIS MUNICIPAL RETIREMENT							
51E000 2134 2120 00 000000	HEALTH SERV IMRF	7,000.00	495.22	1,823.00	5,177.00	0.00	6,169.64	26.04
51E105 2134 2120 00 000000	HEALTH SERV. IMRF	4,000.00	220.08	896.81	3,103.19	0.00	3,073.65	22.42
51E107 2134 2120 00 000000	HEALTH SERV. IMRF	4,000.00	207.68	841.26	3,158.74	0.00	2,887.86	21.03
51E108 2134 2120 00 000000	HEALTH SERVICES: IMRF	4,000.00	224.68	909.62	3,090.38	0.00	3,140.53	22.74
51E109 2134 2120 00 000000	HEALTH SERV. IMRF	4,000.00	195.50	763.20	3,236.80	0.00	2,712.28	19.08
51E110 2134 2120 00 000000	HEALTH SERV. IMRF	5,800.00	270.66	1,102.46	4,697.54	0.00	3,838.79	19.01
51E204 2134 2120 00 000000	HEALTH SERV. IMRF	3,700.00	141.18	566.15	3,133.85	0.00	1,965.56	15.30
51E303 2134 2120 00 000000	HEALTH SERV. IMRF	4,000.00	195.50	779.61	3,220.39	0.00	2,696.80	19.49
51E960 2134 2120 30 000000	ESSER 2 HEALTH SERV IMRF	500.00	0.00	0.00	500.00	0.00	390.02	0.00
51E965 2134 2120 30 000000	ESSER 3 HEALTH SERV IMRF	7,000.00	175.04	1,064.31	5,935.69	0.00	4,741.06	15.20
51E105 2190 2120 00 000000	ADAMS SUPPORT IMRF	1,000.00	0.00	0.00	1,000.00	0.00	449.96	0.00
51E107 2190 2120 00 000000	JEFFERSON SUPPORT IMRF	1,700.00	81.01	192.91	1,507.09	0.00	670.67	11.35
51E108 2190 2120 00 000000	LINCOLN SUPPORT IMRF	1,200.00	223.80	490.17	709.83	0.00	963.38	40.85
51E109 2190 2120 00 000000	LONGFELLOW SUPPORT IMRF	2,300.00	137.32	232.06	2,067.94	0.00	626.69	10.09
51E110 2190 2120 00 000000	WASHINGTON SUPPORT IMRF	8,000.00	896.40	2,071.49	5,928.51	0.00	6,027.80	25.89
51E204 2190 2120 00 000000	JH SUPPORT STAFF IMRF	2,300.00	329.70	1,052.34	1,247.66	0.00	1,498.93	45.75
51E303 2190 2120 00 000000	HS SUPPORT STAFF IMRF	14,000.00	1,311.98	2,868.48	11,131.52	0.00	11,642.25	20.49
51E000 2210 2120 00 000000	STAFF DEV IMRF	6,200.00	309.20	1,279.16	4,920.84	0.00	4,509.41	20.63
51E960 2210 2120 30 000000	ESSER 2 IMRF	0.00	0.00	0.00	0.00	0.00	12.02	0.00
51E000 2225 2120 00 000000	TECHNOLOGY IMRF	37,000.00	2,002.14	8,008.56	28,991.44	0.00	28,018.23	21.64
51E000 2321 2120 00 000000	ADMIN IMRF	7,500.00	411.14	1,644.56	5,855.44	0.00	5,776.80	21.93
51E105 2410 2120 00 000000	PRINCIPAL IMRF	7,000.00	407.52	1,631.16	5,368.84	0.00	5,668.39	23.30
51E107 2410 2120 00 000000	PRINCIPAL IMRF	5,600.00	318.86	1,257.34	4,342.66	0.00	4,341.87	22.45
51E108 2410 2120 00 000000	PRINCIPAL IMRF	13,000.00	304.36	1,196.92	11,803.08	0.00	11,179.02	9.21
51E109 2410 2120 00 000000	PRINCIPAL IMRF	12,500.00	446.12	1,360.84	11,139.16	0.00	10,843.12	10.89
51E110 2410 2120 00 000000	PRINCIPAL IMRF	6,200.00	339.12	1,334.82	4,865.18	0.00	4,769.09	21.53
51E204 2410 2120 00 000000	PRINCIPAL IMRF	10,000.00	572.90	2,316.94	7,683.06	0.00	7,866.57	23.17
51E303 2410 2120 00 000000	PRINCIPAL IMRF	25,000.00	603.32	2,393.13	22,606.87	0.00	18,451.57	9.57
51E000 2510 2120 00 000000	BUS. MGR. IMRF	15,000.00	730.28	3,059.81	11,940.19	0.00	10,074.96	20.40
51E000 2520 2120 00 000000	FISCAL IMRF	14,000.00	669.88	2,748.87	11,251.13	0.00	9,312.24	19.63
51E000 2542 2120 00 000000	CUST./MAINT. IMRF	60,000.00	3,200.81	12,887.62	47,112.38	0.00	43,912.79	21.48
51E105 2542 2120 00 000000	CUST./MAINT. IMRF	15,000.00	592.32	2,305.23	12,694.77	0.00	7,998.03	15.37
51E107 2542 2120 00 000000	CUST./MAINT. IMRF	15,000.00	862.41	2,976.27	12,023.73	0.00	9,602.66	19.84
51E108 2542 2120 00 000000	CUST./MAINT. IMRF	13,000.00	809.43	3,596.19	9,403.81	0.00	10,651.26	27.66
51E109 2542 2120 00 000000	CUST./MAINT. IMRF	8,400.00	579.35	2,167.13	6,232.87	0.00	7,362.56	25.80
51E110 2542 2120 00 000000	CUST./MAINT. IMRF	19,000.00	731.24	2,935.06	16,064.94	0.00	12,095.30	15.45
51E204 2542 2120 00 000000	CUST./MAINT. IMRF	20,000.00	1,440.46	4,823.78	15,176.22	0.00	17,116.17	24.12
51E303 2542 2120 00 000000	CUST./MAINT. IMRF	37,000.00	2,526.47	9,305.59	27,694.41	0.00	31,737.35	25.15

Account Number	Account Level Description Account Number	2023-24 Original Budget	October 2023-24 Monthly Activity	2023-24 FYTD Activity	2023-24 Available Funds	Encumbered Amount	2022-23 FY Activity	2023-24 FYTD %
51	ILLINOIS MUNICIPAL RETIREMENT							
51E000 2550 2120 00 000000	TRANS. IMRF	3,500.00	167.46	669.84	2,830.16	0.00	2,328.06	19.14
51E000 2560 2120 84 000000	FOOD SERVICE IMRF	15,000.00	674.20	2,859.96	12,140.04	0.00	10,637.55	19.07
51E105 2560 2120 84 000000	FOOD SERV. IMRF	12,000.00	924.63	2,338.60	9,661.40	0.00	10,626.44	19.49
51E107 2560 2120 84 000000	FOOD SERV. IMRF	12,000.00	760.84	1,874.90	10,125.10	0.00	7,727.89	15.62
51E108 2560 2120 84 000000	FOOD SERV. IMRF	16,000.00	1,303.38	3,024.32	12,975.68	0.00	31,282.46	18.90
51E109 2560 2120 84 000000	FOOD SERVICE IMRF	12,000.00	933.41	2,291.04	9,708.96	0.00	8,872.48	19.09
51E110 2560 2120 84 000000	FOOD SERV. IMRF	16,000.00	1,037.24	2,683.12	13,316.88	0.00	12,494.65	16.77
51E204 2560 2120 84 000000	FOOD SERV. IMRF	19,000.00	1,580.59	3,846.20	15,153.80	0.00	16,794.01	20.24
51E303 2560 2120 84 000000	FOOD SERV. IMRF	20,000.00	1,688.01	4,152.40	15,847.60	0.00	17,755.77	20.76
51E960 2560 2120 30 000000	ESSER 2 FOOD SERV IMRF	500.00	0.00	324.53	175.47	0.00	5,139.84	64.91
51E965 2560 2120 30 000000	ESSER 3 Food Serv IMRF	6,000.00	0.00	0.00	6,000.00	0.00	0.00	0.00
51E000 3901 2120 00 000000	AFTERCATS IMRF	0.00	0.00	2.40	-2.40	0.00	0.00	0.00
51E105 3901 2120 00 000000	ADAMS AFTERCATS IMRF	1,000.00	0.00	0.00	1,000.00	0.00	560.06	0.00
51E107 3901 2120 00 000000	AFTERCATS IMRF	1,300.00	83.77	202.45	1,097.55	0.00	781.32	15.57
51E108 3901 2120 00 000000	AFTERCATS IMRF	2,500.00	110.16	406.62	2,093.38	0.00	2,090.09	16.26
51E109 3901 2120 00 000000	LONGFELLOW AFTERCATS IMRF	2,300.00	164.76	285.59	2,014.41	0.00	807.22	12.42
51E110 3901 2120 00 000000	WA AFTERCATS IMRF	2,500.00	180.29	396.55	2,103.45	0.00	1,672.24	15.86
51E204 3901 2120 00 000000	JH AFTERCATS IMRF	1,400.00	188.72	381.60	1,018.40	0.00	1,028.10	27.26
51---- ---- ---- -- ------		621,170.00	35,777.70	120,511.12	500,658.88	0.00	483,319.01	19.40
60	CAPITAL PROJECTS FUND OR FUND							
60E000 2532 5100 01 000001	LAND PURCHASE	0.00	0.00	0.00	0.00	0.00	0.00	0.00
60E000 2533 5230 00 000000	ARCH LOCAL PROJECTS	113,000.00	0.00	0.00	113,000.00	0.00	0.00	0.00
60E000 2533 5230 00 220320	Jefferson Pre-k Doors Windo	18,000.00	1,260.24	12,243.34	5,756.66	0.00	41,825.20	68.02
60E000 2533 5230 00 220660	ARCH WA HVAC PHASE 1	41,500.00	1,311.82	10,250.58	31,249.42	0.00	39,790.80	24.70
60E000 2533 5230 00 220910	ARCH FIRE ALARMS	40,000.00	807.00	14,627.00	25,373.00	0.00	52,894.53	36.57
60E000 2533 5230 00 220980	ARCH HS ADA PHASE 6	12,000.00	1,545.94	3,802.50	8,197.50	0.00	17,031.14	31.69
60E000 2533 5230 00 220990	ARCH JH EXTERIOR IMPROVMENT	25,000.00	1,148.74	16,246.07	8,753.93	0.00	65,807.14	64.98
60E000 2533 5230 00 221000	ARCH PARKING LOTS	34,000.00	10,011.82	37,749.54	-3,749.54	0.00	41,161.35	111.03
60E107 2533 5230 00 230440	Arch Jefferson Library	52,000.00	2,881.50	48,827.97	3,172.03	0.00	0.00	93.90
60E000 2535 3190 00 000002	UNIT 2 LOCAL PROJECTS	200,000.00	0.00	0.00	178,786.00	21,214.00	126,220.99	0.00
60E000 2535 5230 00 220910	FIRE ALARMS WA JH	330,000.00	0.00	219,834.00	110,166.00	0.00	56,654.00	66.62
60E000 2535 5230 00 221000	JEF LIN PARKING LOTS	440,000.00	46,673.88	464,047.78	-24,047.78	0.00	0.00	105.47
60E107 2535 5230 00 220320	JEFFERSON PRE K DOOR & WIND	345,000.00	0.00	119,008.80	225,991.20	0.00	96,232.50	34.50
60E107 2535 5230 00 230440	Jefferson Library	550,000.00	0.00	233,284.50	316,715.50	0.00	0.00	42.42
60E110 2535 5230 00 220660	WA HVAC PHASE I	340,000.00	0.00	225,105.30	114,894.70	0.00	122,086.93	66.21

Account Number	Account Level Description Account Number	2023-24 Original Budget	October 2023-24 Monthly Activity	2023-24 FYTD Activity	2023-24 Available Funds	Encumbered Amount	2022-23 FY Activity	2023-24 FYTD %
60	CAPITAL PROJECTS FUND OR FUND							
60E204 2535 5230 00 220990	JH EXTERIOR IMPROVEMENTS	700,000.00	107,297.10	577,053.90	122,946.10	0.00	34,692.30	82.44
60E303 2535 5230 00 220980	MHS ADA PHASE 6	190,000.00	21,414.29	175,533.00	14,467.00	0.00	0.00	92.39
60E000 8410 6600 00 000000	NEW AS PRINCIPAL PMT TO FUN	705,000.00	0.00	0.00	705,000.00	0.00	690,000.00	0.00
60E000 8510 6600 00 000000	NEW AS INTEREST PMT TO FUND	46,496.00	0.00	23,247.75	23,248.25	0.00	61,882.50	50.00
60---- ---- ---- -- ------		4,181,996.00	194,352.33	2,180,862.03	1,979,919.97	21,214.00	1,446,279.38	52.15
70	WORKING CASH FUND							
70E000 8110 0000 10 000000	PERMANENT XFER TO EDUCATION	0.00	0.00	0.00	0.00	0.00	0.00	0.00
70---- ---- ---- -- ------		0.00	0.00	0.00	0.00	0.00	0.00	0.00
80	TORT IMMUNITY AND JUDGMENT FUN							
80E000 2361 3800 00 000000	TORT: WORKERS COMPENSATION	156,000.00	0.00	155,435.00	565.00	0.00	197,625.00	99.64
80E000 2365 3180 00 000000	TORT: LEGAL SERVICES	80,000.00	0.00	4,092.37	75,679.63	0.00	88,044.57	5.12
80E000 2365 3190 00 000000	TORT: CONTRACTUAL SERVICES	10,000.00	0.00	0.00	10,000.00	0.00	0.00	0.00
80E000 2365 3800 00 000000	TORT: PROPERTY CASUALTY	425,000.00	28,958.00	34,769.00	390,231.00	0.00	343,498.92	8.18
80E000 2365 3800 00 000001	TORT: UNEMPLOYMENT	15,000.00	0.00	2,056.81	12,943.19	0.00	3,769.08	13.71
80---- ---- ---- -- ------		686,000.00	28,958.00	196,353.18	489,418.82	0.00	632,937.57	28.62
90	FIRE PREVENTION AND SAFETY FUN							
90E000 2533 3010 02 001203	Jr.High 10 YR HLS REPORT	20,000.00	0.00	0.00	20,000.00	0.00	0.00	0.00
90E000 2533 3010 04 001001	CS 10 YR HLS REPORT	0.00	0.00	0.00	0.00	0.00	0.00	0.00
90E000 2533 3010 06 001407	Lincoln HLS 10 YR Survey	0.00	0.00	0.00	0.00	0.00	0.00	0.00
90E000 2533 3010 07 000000	JEFFHI HLS 10 YR SURVEY	0.00	0.00	0.00	0.00	0.00	0.00	0.00
90E000 2533 3010 07 001405	Long. HLS 10 Yr Survey	0.00	0.00	0.00	0.00	0.00	0.00	0.00
90E000 2533 3010 08 001406	Wash. HLS 10 Yr Survey	0.00	0.00	0.00	0.00	0.00	0.00	0.00
90E000 2540 5400 00 000000	Metal Detectors	0.00	51,215.80	51,215.80	-102,431.60	51,215.80	0.00	0.00
90---- ---- ---- -- ------		20,000.00	51,215.80	51,215.80	-82,431.60	51,215.80	0.00	256.08
Grand Expense Totals		58,780,614.00	4,540,697.91	18,911,343.03	37,180,997.46	801,741.45	55,517,425.12	32.17

Account Number	Account Level Description Account Number	2023-24 Original Budget	October 2023-24 Monthly Activity	2023-24 FYTD Activity	2023-24 Available Funds	Encumbered Amount	2022-23 FY Activity	2023-24 FYTD %

Number of Accounts: 2186

********** End of report **********